



EXPORTS/ IMPORTS STATISTICS

of

Engineering Industry

of

Pakistan

(JUL-JUN 2020-21 & 2019-20)

ENGINEERING DEVELOPMENT BOARD

Ministry of Industries & Production

5-A Constitution Avenue, Islamabad

Phone: 9208463, 9201892

Email: edb@edb.gov.pk

Web: www.engineeringpakistan.com

Year Wise Exports / Imports of Engineering Goods

EXPORTS FROM PAKISTAN

(Million US \$)

Year	Exports of Engineering Goods		Total Country Exports		Engineering share in Total Exports (%)	Avg. Dollar Rate (1 USD in PKR)
	Actual	% Inc/Dec over previous year	Actual	% Inc/Dec over previous year		
2000-2001	232	14.29	9,202	7.41	2.5	67
2001-2002	257	10.78	9,135	-0.73	2.8	60
2002-2003	332	29.18	11,160	22.17	3.0	58
2003-2004	369	11.14	12,313	10.33	3.0	58
2004-2005	540	46.34	14,410	17.03	3.7	60
2005-2006	588	8.88	16,414	13.91	3.6	60
2006-2007	702	19.39	17,155	4.51	4.1	60
2007-2008	782	11.40	19,146	11.60	4.08	62.50
2008-2009	797	1.92	17,627	-7.93	4.52	78.50
2009-2010	844	5.89	19,301	9.49	4.37	83.80
2010-2011	1,018	20.61	24,805	28.51	4.10	85.50
2011-2012	1,162	14.14	23,654	-4.64	4.91	89.23
2012-2013	1,215	4.56	24,467	3.43	4.96	96.72
2013-2014	1,205	0.82	25,118	2.66	4.79	102.85
2014-2015	1,058	-12.20	23,669	-5.77	4.47	101.29
2015-2016	899	-15.03	20,789	-12.17	4.33	104.23
2016-2017	854	-5.01	20,423	-1.76	4.19	104.69
2017-2018	1,025	20.03	23,262	13.90	4.41	109.84
2018-2019	1,094	6.74	22,986	-1.19	4.76	136.09
2019-2020	1,147	4.85	21,325	-7.23	5.38	158.02
2020-2021	1,723	50.22	25,259	18.45	6.82	160.02
Value in Million PKR:						
2008-2009	62,595		1,383,718			
2009-2010	70,699	12.95	1,617,458	16.89		
2010-2011	87,027	23.09	2,120,847	31.12		
2011-2012	103,641	19.09	2,110,605	-0.48		
2012-2013	117,517	13.38	2,366,478	12.12		
2013-2014	123,945	5.46	2,583,463	9.16		
2014-2015	107,165	-13.54	2,397,512	-7.19		
2015-2016	93,703	-12.57	2,166,846	-9.62		
2016-2017	89,405	-4.59	2,138,186	-1.33		
2017-2018	112,586	25.93	2,555,043	19.50		
2018-2019	148,861	32.22	3,128,230	22.44		
2019-2020	181,247	21.76	3,369,782	7.73		
2020-2021	275,646	52.08	4,041,927	19.95		

Source: Pakistan Bureau of Statistics

Year Wise Exports / Imports of Engineering Goods

IMPORTS OF PAKISTAN

(Million US \$)

Year	Imports of Engineering Goods		Total Country Imports		Engineering share in Total Imports (%)	Avg. Dollar Rate (1 USD in PKR)
	Actual	% Inc/Dec over previous year	Actual	% Inc/Dec over previous year		
2000-2001	2781	0.47	10729	4.08	26.0	67
2001-2002	2980	7.16	10340	-3.63	29.0	60
2002-2003	3837	28.76	12220	18.19	32.0	58
2003-2004	5,167	34.66	15,592	27.60	33.1	58
2004-2005	7,737	49.74	20,624	32.27	37.5	60
2005-2006	11,099	43.45	28,519	38.28	38.9	60
2006-2007	12,135	9.33	30,863	8.22	39.3	60
2007-2008	13,173	8.55	40,193	30.23	32.77	62.50
2008-2009	11,401	-13.45	34,695	-13.68	32.86	78.50
2009-2010	10,461	-8.24	34,737	0.12	30.11	83.80
2010-2011	10,603	1.35	40,412	16.33	26.23	85.50
2011-2012	11,186	5.49	44,930	11.17	24.89	89.23
2012-2013	11,801	5.49	44,974	0.09	26.23	96.72
2013-2014	12,301	4.23	45,022	0.10	27.32	102.85
2014-2015	14,716	19.63	45,850	1.84	32.10	101.29
2015-2016	16,587	12.72	44,696	-2.52	37.11	104.23
2016-2017	20,576	24.05	52,915	18.39	38.89	104.69
2017-2018	22,600	9.84	60,951	15.19	37.08	109.84
2018-2019	17,994	-20.38	54,694	-10.27	32.90	136.09
2019-2020	15,183	-15.63	44,487	-18.67	34.13	158.02
2020-2021	18,871	24.29	56,133	26.18	33.61	160.02
Value in Million PKR:						
2008-2009	894,989		2,723,570			
2009-2010	876,661	-2.05	2,910,975	6.88		
2010-2011	906,531	3.40	3,455,286	18.69		
2011-2012	998,155	10.10	4,009,093	16.02		
2012-2013	1,141,349	14.34	4,349,880	8.50		
2013-2014	1,265,185	10.84	4,630,521	6.45		
2014-2015	1,490,615	17.81	4,644,151	0.29		
2015-2016	1,728,871	15.98	4,658,748	0.31		
2016-2017	2,154,130	24.59	5,539,720	18.91		
2017-2018	2,482,384	15.24	6,694,897	20.86		
2018-2019	2,447,188	-1.42	7,443,253	11.18		
2019-2020	2,399,075	-1.96	7,029,819	-5.55		
2020-2021	3,019,660	25.86	8,982,441	27.78		

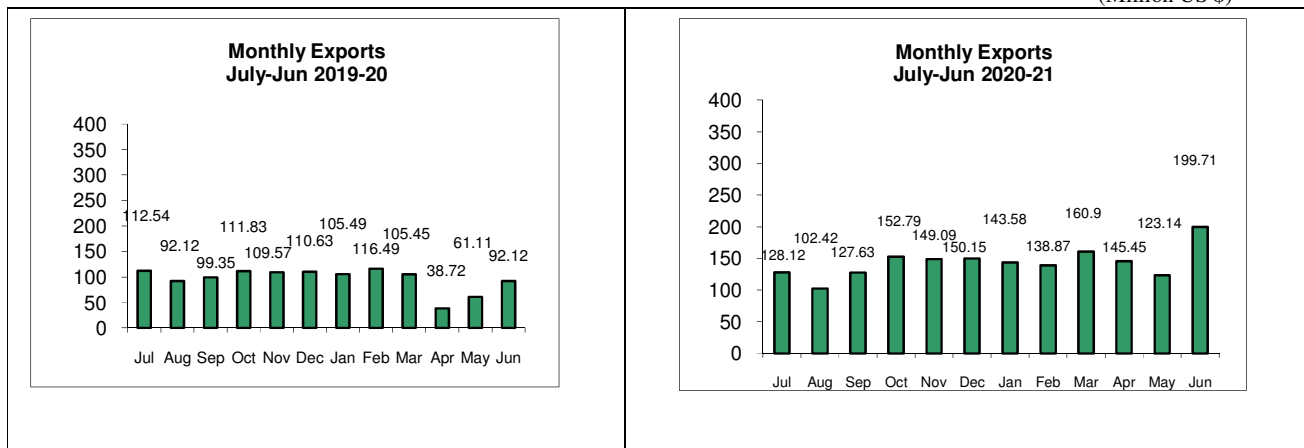
Monthly Exports / Imports of Engineering Goods

(Million US \$)

MONTH	EXPORT 2019-20	IMPORT 2019-20	Dollar Rate (2019-20)	EXPORT 2020-21	IMPORT 2020-21	Dollar Rate (2020-21)
JUL	112.54	1287.02	158.82	128.12	1299.50	166.76
AUG	92.12	1269.99	158.07	102.42	1087.87	167.70
SEP	99.35	1232.35	156.17	127.63	1412.51	165.85
OCT	111.83	1346.31	155.94	152.79	1183.70	162.80
NOV	109.57	1259.91	155.36	149.09	1441.90	159.21
DEC	110.63	1373.90	154.92	150.15	1630.16	160.07
JAN	105.49	1354.59	154.65	143.58	1728.57	160.15
FEB	116.49	1276.65	154.26	138.87	1671.40	159.13
MAR	105.45	1104.21	158.44	160.90	1959.22	156.02
APR	38.72	987.57	164.43	145.45	1636.30	153.07
MAY	61.11	1233.64	160.07	123.14	1759.09	153.29
JUN	92.12	1530.60	158.02 Avg.	199.71	2090.02	160.02 Avg.

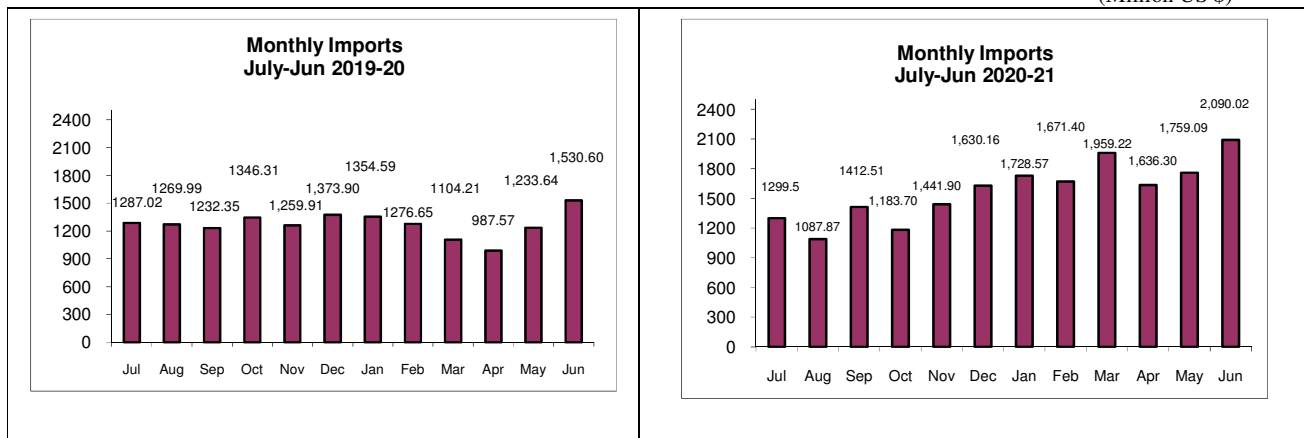
MONTHLY EXPORTS

(Million US \$)



MONTHLY IMPORTS

(Million US \$)



(*) Avg. \$ Rate

Cumulative Exports / Imports of Engineering Goods

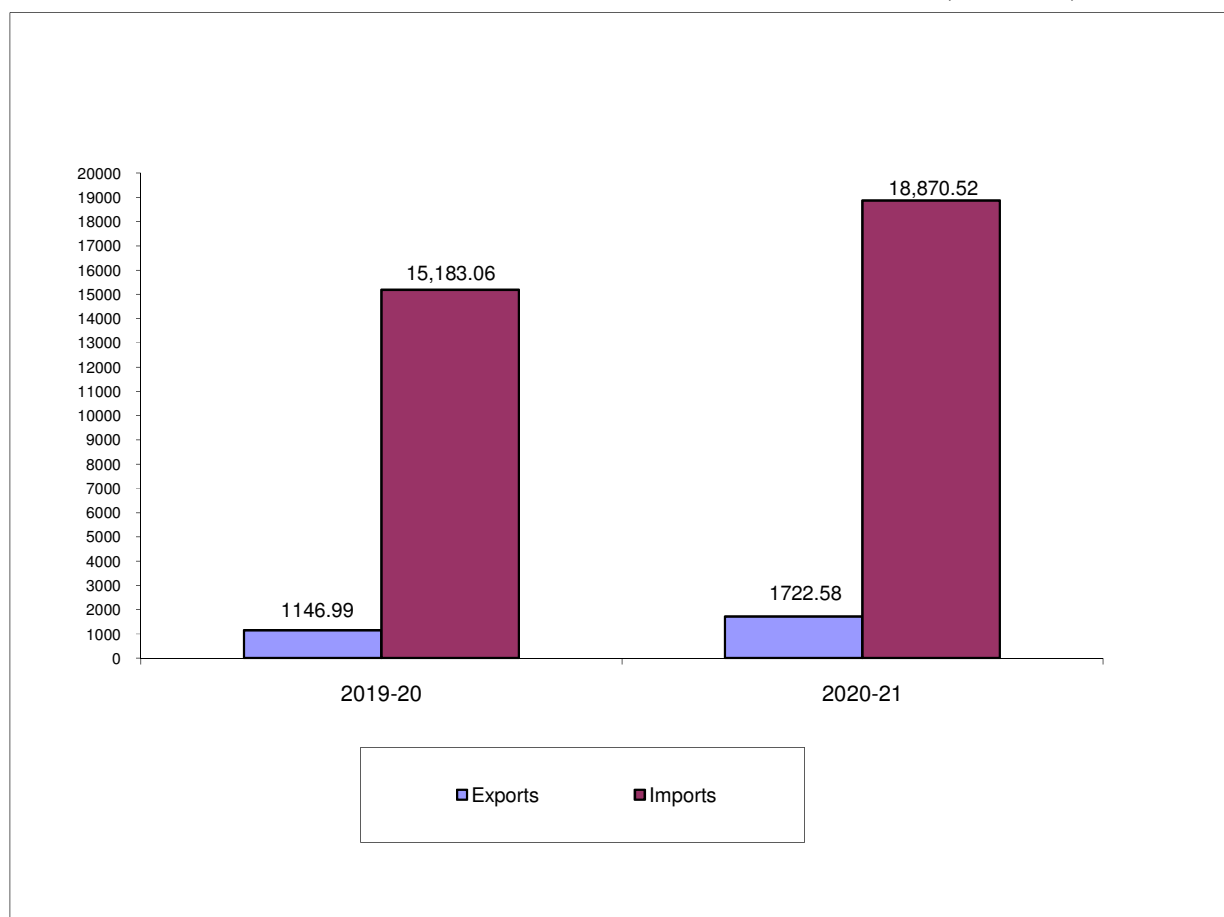
(Million US \$)

MONTH	EXPORT 2019-20	IMPORT 2019-20	Dollar Rate (2019-20)	EXPORT 2020-21	IMPORT 2020-21	Dollar Rate (2020-21)
JUL	112.54	1287.02	158.82	128.12	1299.50	166.76
AUG	205.20	2563.12	158.07	229.82	2380.09	167.70
SEP	307.04	3826.65	156.17	360.01	3819.16	165.85
OCT	419.70	5178.60	155.94	519.55	5074.41	162.80
NOV	530.46	6457.85	155.36	680.35	6630.73	159.21
DEC	642.60	7850.08	154.92	826.84	8225.27	160.07
JAN	749.21	9218.37	154.65	970.01	9949.73	160.15
FEB	867.60	10518.33	154.26	1115.10	11684.91	159.13
MAR	950.16	11345.04	158.44	1298.22	13877.05	156.02
APR	954.26	11919.32	164.43	1468.70	15780.79	153.07
MAY	1041.36	13477.62	160.07	1589.72	17517.23	153.29
JUN	1146.99	15183.06	158.02 Avg.	1722.58	18870.52	160.02 Avg.

CUMULATIVE EXPORTS / IMPORTS

JULY - JUN

(Million US \$)



Source: Pakistan Bureau of Statistics

(*) Avg. \$ Rate

Provisional Figures of Exports/Imports & Balance of Trade for
SUMMARY
June, 2021

(Rupees in Millions)
(U.S. Dollar in Millions)

Series	* June, 2021		* May, 2021		% Change in June, 2021 over May, 2021	
	Rs.	\$ (1 \$= Rs. 156.16)	Rs.	\$ (1 \$= Rs. 153.29)	Rs.	\$
Exports	426,126	2,729	256,105	1,671	66.39	63.32
Imports	995,843	6,377	811,947	5,297	22.65	20.39
Balance of Trade (Trade Deficit)	-569,717	-3,648	-555,842	-3,626	2.50	0.61

Series	* June, 2021		June, 2020		% Change in June, 2021 over June, 2020	
	Rs.	\$ (1 \$= Rs. 156.16)	Rs.	\$ (1 \$= Rs. 166.10)	Rs.	\$
Exports	426,126	2,729	263,985	1,599	61.42	70.67
Imports	995,843	6,377	611,449	3,703	62.87	72.21
Balance of Trade (Trade Deficit)	-569,717	-3,648	-347,464	-2,104	63.96	73.38

Series	* Jul-June, 2020-2021		Jul-June, 2019-2020		% Change in Jul-June, 2020-21 over Jul-June, 2019-20	
	Rs.	\$	Rs.	\$	Rs.	\$
Exports	4,041,973	25,304	3,369,782	21,394	19.95	18.28
Imports	8,986,371	56,405	7,029,819	44,553	27.83	26.60
Balance of Trade (Trade Deficit)	-4,944,398	-31,101	-3,660,037	-23,159	35.09	34.29

NOTE:-

1. * Provisional figures based on figures provided by the Director (R&S) FBR, Islamabad
- 2.
3. Rupee value converted into US Dollar on the basis of monthly Bank's Floating Average exchange rate provided by S.B.P. June, 2021 (1\$ = Rs. 156.163793), May, 2021 (1\$=Rs. 153.292780) and June, 2020
4. (1 \$ = Rs.166.103864)
5. Due to rounding effects some totals and percentages may not tally.

EXPORTS

PCT Chapter Wise Cumulative Report of Engineering Sector

(Jul-Jun 2020-21 & 2019-20)

Million USD *

PCT CHAPTER	ITEMS	Jul-Jun 2019-20	Jul-Jun 2020-21	% INC/ DEC
72	IRON AND STEEL	73.87	113.19	53.24
73	ARTICLES OF IRON AND STEEL	35.67	54.48	52.72
74	COPPER AND ARTICLES THEREOF	344.45	634.80	84.29
75	NICKEL AND ARTICLES THEREOF	0.03	0.02	-20.66
76	ALUMINIUM AND ARTICLE THEREOF	45.70	91.70	100.66
78	LEAD AND ARTICLES THEREOF	5.18	6.31	21.86
79	ZINC AND ARTICLES THEREOF	2.80	3.99	42.75
80	TIN AND ARTICLES THEREOF	0.07	0.01	-79.17
81	OTHER BASE METALS,CERAMICS,ARTICLES	0.12	0.03	-71.51
82	TOOLS,IMPLEMENTS,CUTLERY,PARTS THEREOF	93.72	135.06	44.12
83	MISC. ARTICLES OF BASE METALS	4.12	2.50	-39.26
84	MACHINERY/ COMPONENTS	79.90	100.23	25.44
85	ELECTRICAL MACHINERY,EQUIP,PARTS	44.74	51.09	14.18
86	RAILWAY, LOCOMOTIVE, ROLLING STOCK	0.02	0.02	9.61
87	VEHICLES OTHER THAN RAILWAY, ROLLING STOCK	45.00	72.87	61.93
88	AIRCRAFT, SPACECRAFT AND PARTS THEREOF	2.25	0.61	-72.93
89	SHIP, BOATS & FLOATING STRUCTURES	0.08	0.09	5.65
90	OPTICAL,PHOTOGRAPHIC,CINEMATOGRAPHIC,MEASURING,MEDICAL OR SURGICAL INSTRUMENTS AND APPARATUS,PARTS AND ACCESSORIES	358.81	436.32	21.60
91	CLOCKS AND WATCHES AND PARTS THEREOF	0.29	1.08	268.62
92	MUSICAL INSTRUMENTS,PARTS AND ACCESSORIES	3.07	3.77	22.96
93	ARMS & AMMUNITION, PARTS AND ACCESSORIES	4.03	4.78	18.60
94	FURNITURE,BEDDING,MATTRESSES,LAMPS AND LIGHT FITTINGS,ILLUMINATED NAME-PLATES,PREFABRICATED BUILDINGS	3.08	9.63	212.63
	TOTAL	1,146.99	1,722.58	50.18

Year : 2020-21 1 USD = 160.02 PKR
Year : 2019-20 1 USD = 158.02 PKR

IMPORTS

PCT Chapter Wise Cumulative Report of Engineering Sector

(Jul-Jun 2020-21 & 2019-20)

Million USD *

PCT CHAPTER	ITEMS	Jul-Jun 2019-20	Jul-Jun 2020-21	% INC/ DEC
72	IRON AND STEEL	2,858.13	3,652.39	27.79
73	ARTICLES OF IRON AND STEEL	540.13	471.12	-12.78
74	COPPER AND ARTICLES THEREOF	144.13	231.33	60.50
75	NICKEL AND ARTICLES THEREOF	15.44	19.64	27.22
76	ALUMINIUM AND ARTICLE THEREOF	368.00	342.20	-7.01
78	LEAD AND ARTICLES THEREOF	6.69	45.51	580.73
79	ZINC AND ARTICLES THEREOF	42.93	70.05	63.16
80	TIN AND ARTICLES THEREOF	4.18	6.57	57.23
81	OTHER BASE METALS,CERAMICS,ARTICLES	5.81	7.66	31.93
82	TOOLS,IMPLEMENTS,CUTLERY,PARTS THEREOF	68.90	83.57	21.29
83	MISC. ARTICLES OF BASE METALS	69.56	100.34	44.24
84	MACHINERY/ COMPONENTS	4,040.16	5,016.11	24.16
85	ELECTRICAL MACHINERY,EQUIP,PARTS	4,790.17	5,136.09	7.22
86	RAILWAY, LOCOMOTIVE, ROLLING STOCK	17.78	18.54	4.32
87	VEHICLES OTHER THAN RAILWAY, ROLLING STOCK	1,185.80	2,323.79	95.97
88	AIRCRAFT, SPACECRAFT AND PARTS THEREOF	91.36	25.20	-72.41
89	SHIP, BOATS & FLOATING STRUCTURES	157.07	487.69	210.49
90	OPTICAL,PHOTOGRAPHIC,CINEMATOGRAPHIC,MEASURING,MEDICAL OR SURGICAL INSTRUMENTS AND APPARATUS,PARTS AND ACCESSORIES	672.95	695.50	3.35
91	CLOCKS AND WATCHES AND PARTS THEREOF	11.14	17.20	54.48
92	MUSICAL INSTRUMENTS,PARTS AND ACCESSORIES	1.32	1.20	-9.38
93	ARMS & AMMUNITION, PARTS AND ACCESSORIES	1.71	8.01	369.78
94	FURNITURE,BEDDING,MATTRESSES,LAMPS AND LIGHT FITTINGS,ILLUMINATED NAME-PLATES,PREFABRICATED BUILDINGS	89.72	110.81	23.51
	TOTAL	15,183.06	18,870.52	24.29

Year : 2020-21 1 USD = 160.02 PKR

Year : 2019-20 1 USD = 158.02 PKR

EXPORTS

TOP 15 ITEMS OF ENGINEERING SECTOR (Based on Cumulative Figures Jul-Jun 2020-21)

Million US \$

ITEMS	EXPORTS	
	Jul-Jun 2019-20	Jul-Jun 2020-21
COPPER AND ARTICLES THEREOF	344.45	634.80
OPTICAL,PHOTOGRAPHIC,CINEMATOGRAPHIC,MEASURING,MEDICAL OR SURGICAL INSTRUMENTS AND APPARATUS,PARTS AND ACCESSORIES	358.81	436.32
TOOLS,IMPLEMENTS,CUTLERY,PARTS THEREOF	93.72	135.06
IRON AND STEEL	73.87	113.19
MACHINARY/ COMPONENTS	79.90	100.23
ALUMINIUM AND ARTICLE THEREOF	45.70	91.70
VEHICLES OTHER THAN RAILWAY, ROLLING STOCK	45.00	72.87
ARTICLES OF IRON AND STEEL	35.67	54.48
ELECTRICAL MACHINERY,EQUIP,PARTS	44.74	51.09
FURNITURE,BEDDING,MATTRESSES,LAMPS AND LIGHT FITTINGS,ILLUMINATED NAME-PLATES,PREFABRICATED BUILDINGS	3.08	9.63
LEAD AND ARTICLES THEREOF	5.18	6.31
ARMS & AMMUNITION, PARTS AND ACCESSORIES	4.03	4.78
ZINC AND ARTICLES THEREOF	2.80	3.99
MUSICAL INSTRUMENTS,PARTS AND ACCESSORIES	3.07	3.77
MISC. ARTICLES OF BASE METALS	4.12	2.50

Year : 2020-21 1 USD = 160.02 PKR

Year : 2019-20 1 USD = 158.02 PKR

EXPORTS

TOP 15 COUNTRIES OF ENGINEERING SECTOR

(Based on Cumulative Figures Jul-Jun 2020-21)

Million US \$

COUNTRY	EXPORTS	
	Jul-Jun 2019-20	Jul-Jun 2020-21
China	339.95	672.57
U.S.America	166.35	208.03
Afghanistan	62.46	103.27
United Arab Emirates	66.01	100.66
Germany	65.35	89.47
United Kingdom	42.95	55.99
Australia	17.61	29.92
Saudi Arabia	32.84	23.77
Canada	11.89	23.25
Italy	14.49	22.02
France	16.30	21.52
South Africa	13.93	19.62
Netherlands	10.30	17.54
Bangladesh	13.66	16.44
Belgium	12.06	14.56

Year : 2020-21 1 USD = 160.02 PKR

Year : 2019-20 1 USD = 158.02 PKR



EXPORTS

Region Wise Exports of Engineering Sector (Summary)

Million US \$

REGION	Jul-Jun 2019-20	Jul-Jun 2020-21
	VALUE	VALUE
AFRICA	60	81
AMERICA (Continent)	214	284
ASIA	629	1,060
ASIA-PACIFIC ECONOMIC COOPERATION (APEC)	608	1,028
ASIA-PACIFIC TRADE AGREEMENT (APTA)	367	723
ASSOCIATION OF SOUTH-EAST ASIAN NATIONS (ASEAN)	22	25
CENTRAL ASIAN REPUBLICS	2	2
COMMONWEALTH OF INDEPENDENT STATES (CIS)	13	16
DEVELOPED MARKET ECONOMIES	382	530
DEVELOPING MARKET ECONOMIES	714	1,164
ECONOMIC COOPERATION ORGANIZATION (ECO)	75	118
EUROPE	202	282
EUROPEAN UNION (EU 25)	186	258
G7 (Group of Seven Countries)	324	440
MIDDLE EAST	147	183
NORTH AMERICAN FREE TRADE AGREEMENT (NAFTA)	185	241
ORGANIZATION OF PETROLEUM EXPORTING COUNTRIES (OPEC)	122	155
ORGANIZATION OF THE ISLAMIC CONFERENCE (OIC)	259	344
SOUTH ASIAN ASSOCIATION FOR REGIONAL COOPERATION (SAARC)	24	31

Year : 2020-21 1 USD = 160.02 PKR

Year : 2019-20 1 USD = 158.02 PKR

Breakup of Exports

JUL-JUN 2020-21 & 2019-20

PCT CHAPTER WISE BREAKUP OF EXPORTS

Rs. In Thousands

HSCODE	COMMODITY	Jul-Jun	Jul-Jun
		2019-20	2020-21
	IRON AND STEEL		
72021900	OTHER FERRO-MANGANESE	-	480
72024900	OTHER FERRO-CHROMIUM	150	-
72029900	OTHER FERRO-ALLOYS	69	6,542
72039000	OTHER FERROUS PRODUCTS	373	-
72041020	WASTE & SCRAP OF AUTOPARTS	2,420	7,326
72041090	OTHER WASTE/SCRAP OF CAST IRON	21,346	154
72042100	WASTE/SCRAP OF STAINLESS STEEL	1,845,465	3,082,226
72042900	WASTE/SCRAP OF OTHER ALLOY STEEL	17,219	213,845
72044910	OTHER RE-ROLLABLE WASTE /SCRAP	-	17,264
72044920	OTH WASTE&SCRAP OF AUTO PARTS	-	16,794
72044940	WASTE & SCRAP OF COMPRESSORS	3,406	6,420
72044990	OTHER WASTE AND SCRAP	26,869	31,160
72052900	OTHER POWDER PIG IRON & SPIEGELEISEN IRON/STEEL	625	14,845
72069000	OTHER PRIMARY FORM (EXCL H-72.03)	271	8,170
72071190	OTH BILLETS CON CARBON < 0.25%	-	27,144
72071920	BILLETS IRON/NON-ALLOY STEEL	2,872	-
72083890	OTH COIL H-ROLLED OF I/NA-STEEL	-	549
72085290	OTHER HOT ROLLED IRON /STEEL PRODUCTS THICKNESS 4.75-10 MM	-	32,398
72089090	OTHER FLAT-ROLLED PRODUCTS HOT ROLLED WIDTH >600MM	-	12,688
72091590	OTH COIL I/NA-S CR TH 3mm OR >	3,209	-
72091690	OTH CR COIL IR / NA-S TH 1-3mm	665,960	538,684
72091790	OTH CR COIL I /NA-S TH 0.5-1mm	1,364,196	2,704,775
72091890	OTH CR COIL I/NA-ST TH < 0.5mm	120,094	-
72091899	OTH TIN PLATE <0.5M	178,014	458,391
72092690	OTHER IRON/STEEL COLD-ROLLED THICKNESS >1MM BUT <3MM	1,889	1,165
72092790	OTHER COLD-ROLLED IRON/STEEL THICKNESS 0.5 MM-1MM	-	877
72092890	OTHER COLD-ROLLED IRON/STEEL THICKNESS < 0.5 MM	32,980	148,018
72099090	OTHER FLAT/COLD-ROLLED PRODUCTS IRON/STEEL WIDTH >600M	169	-
72101190	OTH I/STL PLAT/COAT TIN>0.5MM	12,961	572
72101290	OTH I/STL PLAT/COAT TIN<0.5MM	649,342	1,392,995
72103090	OTH FR I/NA-S ELECTRO P/C ZINC	-	87
72104910	OTH FR I/NA-S P/C ZINC S/QLTY	3,693	42,911
72104990	OTH FR I/NA-S P/C ZINC T 600mm	5,859,240	8,886,079
72105090	OTH F-RO I/ST COAT CHRO OXIDE	-	1,459
72107090	OTHER VCM SHEET PRINTED VARNISHED	460,044	9,252
72109090	OTH FR I/NA-S PLASTIC COATED/P	111	285
72111490	OT FR I/NA-S HR W>150 TH4.75/>	-	337

PCT CHAPTER WISE BREAKUP OF EXPORTS

Rs. In Thousands

HSCODE	COMMODITY	Jul-Jun	Jul-Jun
		2019-20	2020-21
	IRON AND STEEL		
72111990	OTHER COLD ROLLED STEEL STRIP	233	2,170
72119090	OTH FR I/NA-S W< 600mm NOT P/C	32,847	-
72122090	OT FR I/S ELE P/C ZINC W<600mm	-	33
72141090	OTH BAR&ROD I/S HR FORGED	1,926	208
72142010	OTH BAR&ROD I/S HR FRG RIB S-Q	-	46,497
72151090	OT B/ROD FRE CUT STL COLD FORM	-	324
72159090	OTH BAR&ROD IRON/NON ALOY-STL	495	1,928
72163190	OTHER U.SECTION HOT-ROLLED IRON/NON ALLOY STEEL	-	193
72163390	OTHER H SECTION HOT-ROLLED IRON/NON ALLOY STEEL	-	583
72166900	OTHER ANGLE/SHAPE SECTION IRON/STEEL COLD- ROLLED	-	17
72169900	OTHER ANGLE/SHAPE SECTION IRON/STEEL	-	1,985
72171000	WIRE OF IRON/STEEL NOT PLATED/COATED	-	3,380
72172000	WIRE OF IRON/STEEL PLATED/COATED WITH ZINC	300,478	100,253
72173090	OTHER PLATED/COATED IRON/STEEL WIRE WITH OTHER BASE-METAL	109	1,459
72179000	OTHER WIRE OF IRON/NON-ALLOY-STEEL	3,249	427
72189900	OTHER SEMI-FINISHED PRODUCTS STAINLESS STEEL	3,047	8,407
72192390	OTH COIL,S-STL,TH-3mm-4.75mm	-	2,687
72193390	OTH COIL S-STL,TH-1-3mm ,CR	-	35,572
72193490	OTH COIL,S-STL,TH-0.5-1mm,CR	140	-
72199090	OTH FRP S-STL W 600 mm OR MORE	-	1,236
72201290	OTH FRP,S-STL,W< 600 mm,HR	198	-
72209090	OTH FRP,S-STL,W< 600 mm	-	770
72223000	OTHER BAR/ROD OF STAINLESS STEEL	5,413	-
72224000	ANGLE/SHAPES&SECTION STAINLESS STEEL	-	758
72230000	WIRE OF STAINLESS STEEL	375	-
72241000	INGOTS&OTHER PRIMARY-FORMS OTHER ALLOY STEEL	16,255	-
72251900	OTHER FLAT ROLLED PRODUCTS SILICON ELECTRICAL STEEL	321	-
72255000	OTHER ALLOY STEEL NOT FURTHER WORKED THAN COLD ROLLED (COLD-REDUCED)	-	113,626
72262000	FLAT ROLLED PRODUCTS HIGH SPEED STEEL	20,492	16,448
72283090	OTHER BAR,RODS OF ALLOY STEEL HOT ROLLED	12,535	-
72299000	OTHER,WIRE OF OTHER ALLOY STEEL	1,063	110,245
	TOTAL IRON AND STEEL	11,672,163	18,113,098
	ARTICLES OF IRON AND STEEL		
73011000	SHEET PILING IRON AND STEEL	-	115
73029000	OTHER MATERIALS JOINTING RAILS	2,309	4,892
73030000	TUBE/PIPE,HOLLOW PROFILE CAST IRON	244	-

PCT CHAPTER WISE BREAKUP OF EXPORTS

Rs. In Thousands

HSCODE	COMMODITY	Jul-Jun	Jul-Jun
		2019-20	2020-21
	ARTICLES OF IRON AND STEEL		
73041100	L.P FOR OIL&GAS S-STL SEAMLESS	-	421
73041900	OTH LINE PIPE I/S FOR OIL&GAS	224	1,457
73042300	OTH DRILL PIPE I/S FOR OIL&GAS	723	3,117
73042900	OTHER CASTING,TUBEING PIPE DRIL OIL/GAS	192,213	521
73043100	OTHER CIRCULAR CROSS SECTION IRON NON ALLOY COLD ROLLED STEEL	-	2,027
73043900	OTHER CIRCULAR CROSS SECTION IRON NON ALLOY STEEL	1,135	691
73044900	OTHER CIRCULAR CROSS SECTION STAINLESS STEEL	-	41
73045900	OTHER CIRCULAR CROSS ALLOY STEEL	313	-
73049000	OTHER SEAMLESS TUBE/PIPE HOLLOW PROFILES	743	4,168
73051900	OTHER LINE PIPE USED OIL/GAS PIPE LINES	512	-
73052000	CASING FOR DRILLING,OIL/GAS	589	-
73059000	OTHER, TUBES AND PIPES	-	524
73061900	OTH-LINE PIPE O/G PIPELINE I/S	181	-
73062900	O-CASING/TUB LINE PIPE O/G I/S	43	205
73063090	OTHER WELDED CIRCULAR CROSS SECTION IRON STEEL	482	3,242
73064000	OTHER WELDED CIRCULAR CROSS SECTION STAINLESS STEEL	9,844	26,827
73066100	O-TUBE,PIPE WELD SQUARE C-SEC	3,104	-
73069000	OTHER TUBE PIPE/HOLLOW PROFILES,IRON/STEEL	3,000,367	6,016,442
73071190	OTHER TUBE/PIPE FITTING CAST IRON	358	3,626
73071920	SEMI FINISHED MALLEABLE IRON PIPE FITTING	-	42
73071990	OTHER MALLEABLE IRON PIPE FITTING	14,971	166
73072100	FLANGES, OF STAINLESS STEEL	68	47
73072200	THREADED EIBOWS,BENDS,SLEEVES STAINLESS STEEL	1,296	195
73072900	OTHER TUBE,PIP FITTING STAINLESS STEEL	2,665	3,044
73079120	OTH FLANGES FOR M-CARS&VEHI	742	982
73079190	OTH FLANGES OF IRON & STEEL	-	34
73079200	THREADED EIBOWS,BENDS/SLEEVES IRON/STEEL	237	1,073
73079900	OTHER TUBE,PIPE FITTING IRON STEEL NEC	123	3,914
73082000	TOWERS AND LATTICE MASTS	-	27,907
73083000	DOORS,WINDOWS/FRAMES,THRESHHOLD FOR DOORS	8,311	206
73084000	EQUIPMENT FOR SCAFF FOLDING SHUTTERING PROPPINGS FOR PITPROPPINGS	36,957	50,686
73089010	PILLARS ETC FOR STRUCTURS I/S	118,321	62,340
73089020	OTH GANGWAYS,GIRDERS,HANGERS	44,784	995
73089090	OTH COLUMNS ETC FOR STRUCT I/S	120,376	261,261
73090000	RESERVOIRS,TANKS,VATS SIMILAR CONTAINERS FOR ANY MATERIAL	-	13,840
73101000	TANKS,CASKS,DRUMS,CANS,BOX OF CAPACITY >50	49,274	171,501
73102100	CANS,CLOSED BY SOLDERING/CRIMPING CAPACITY<50	11,333	310

PCT CHAPTER WISE BREAKUP OF EXPORTS

Rs. In Thousands

HSCODE	COMMODITY	Jul-Jun	Jul-Jun
		2019-20	2020-21
	ARTICLES OF IRON AND STEEL		
73102900	OTHER TANK,CASK,DRUM,BOX CAPACITY<50	35,882	10,715
73110020	CONTAINERS FOR LPG OF IRON/STL	19,447	29,871
73110090	OTH CONT FOR LIQEID/GAS OF I/S	2,887	4,472
73121010	IRON AND STEEL WIRE	-	171
73121020	IRON AND STEEL ROPE	1,439	1,868
73121090	OTHER IRON AND STEEL CABLE	4,470	6,273
73129090	OTHER STANDARD WIRE,ROPE&CABLE	8,284	10,389
73130000	BARBED WIRE OF IRON/STEEL TWISTED HOOP	-	58
73141200	ENDLESS BANDS FOR MACHINERY OF STAINLESS STEEL WOVEN CLOTH	-	6
73141400	OTHER WOVEN CLOTH OF STAINLESS STEEL	-	32
73141920	OTH ENDLES BAND FOR MACHINERY	834	-
73141990	OTHER WOVEN CLOTH OF STEEL	472	-
73142000	GRILL NETTING FENCING WELDED DIMENSION=3MM; MESH SIZE 100CM(SQUARE)	185	243
73143100	OTHER GRILL NETTING FENCING WELDED COATED WITH ZINC	96	-
73143900	OTHER GRILL NETTING FENCING AT INTER SECTION	3,259	101
73144200	OTHER CLOTH GRILINGL NETTING FENCING PLATED/COATED WITH PLASTICS	-	2,235
73144900	OTHER CLOTH GRILL NETTING /FENCING	278,599	484
73151110	ROLLER CHAIN FOR VEHICLES Ch87	-	12
73151190	OTHER ROLLER CHAIN	-	840
73151200	OTHER CHAIN, ARTICULATED LINK	6,714	21,734
73151990	OTH PATS OF ROLLER CHAIN I/S	-	673
73158900	OTHER CHAIN	124	146
73159000	OTHER PARTS	287	1,311
73160000	ANCHORS,GRAPNELS PARTS IRON/STEEL	-	3,008
73170010	NAILS OF IRON OR STEEL	221	311
73170090	OTHER ARTICLES OF IRON OR STEEL	357	1,494
73181100	COACH SCREW IRON/STEEL THREADED	310	5,955
73181300	SCREW HOOKS,SCREW,RINGS,RIVETS OF IRON/STEEL	575	666
73181400	SELF-TAPPING SCREWS, THREADED	605	3,192
73181510	HIGH TENSILE SCREW&BOLT IRON/STEEL	95,124	65,848
73181520	U BOLTS LEAF SORINGS VEH CH-87	187,224	144,671
73181590	OTHER SCREW&BOTLS IRON/STEEL	51,730	8,269
73181610	HIGH TENTION NUTS IRON/STEEL	14,584	55
73181620	WHEEL NUTS FOR VEHI OF CHAP-87	14,405	18,366
73181690	OTHER NUTS THREADED OF IRON/STEEL	756	5,869
73181900	OTHER BOLT,NUT,WASHER,RIVET IRON/STEEL TH	5,353	2,858
73182110	SPRING/LOCK WASHER HIGH-TENSILE	-	22

PCT CHAPTER WISE BREAKUP OF EXPORTS

Rs. In Thousands

HSCODE	COMMODITY	Jul-Jun	Jul-Jun
		2019-20	2020-21
	ARTICLES OF IRON AND STEEL		
73182190	OTHER SPRING WASHER/LOCK WASHER	263	-
73182290	OTH WAHSERS	6,041	20,055
73182300	RIVETS, NON-THREADED	633	566
73182400	COTTERS/PINS NON THREADED IRON STEEL	113	162
73182900	OTHER COACH SCREW,BOLTS,NUT IRON STEEL	2,854	2,719
73194000	SAFETY PINS & OTHER PINS	-	14
73199010	SEWING,DARNING/EMBROIDRY NEDLS	6	27
73199090	OTH KNITTING NEDLS,CRO HOOKS	722	495
73201010	LEAF-SPRING&LEAF M-CAR,H-8703	168	-
73201090	OTH LEAF-SPRING&LEAF I/S	-	40
73202000	HELICAL SPRINGS	-	137
73209010	SPRING,LEAVES USED IN MANUFACTURE OF VIDEO CASSETTES	-	3
73209020	CONT SPRI HYD LIFT AGR-TRACTOR	-	13
73209090	OTHER, SPRING AND LEAVES.	3,838	7,636
73211111	COOKING RANGES CKD/SKD	3,422	5,249
73211119	OTHER COOKING RANGES	-	7,313
73211190	OTHER COOKING APPLIANCES&PLATE WARMERS GAS	27,874	37,306
73218100	OTHER APPLIANCES FOR GAS & OTHER FUELS	272	34
73218200	OTHER APPLIANCES FOR LIQUID FUEL	90	-
73218900	OTH APPL INCL APPLI SOLID FUEL	134	3,747
73219000	PARTS OF IRON/STEEL,COOKING APPLIANCES & PLATE WARMERS	80,134	103,951
73221100	RADIATORS/PARTS CAST IRON E-EL	79,553	1,366
73221900	OTHER RADIATOR AND PARTS THEREOF	34,085	143
73229090	OTHER PARTS OF RADIATORS	36	237
73231000	IRON/STEEL WOOL,POT SCOURERS ETC	3,720	7,548
73239100	OTHER BUCKETS OF CAST IRON NOT ENAMELLED	-	2,136
73239200	OTHER HOUSE HOLD ARTICLES CASTIRON ENAMELLED	18	2,697
73239300	OTHER DOMESTIC UTENSILS STAINLESS STEEL	451,592	359,733
73239400	OTHER DOMESTIC UTENSILS IRON/STEEL	4,311	5,933
73239900	OTHER HOUSE HOLD ARTICLES, PARTS THEREOF	133,504	256,396
73241010	SINKS OF STAINLESS STEEL	-	157
73241020	WASH BASINS OF STAINLESS STEEL	105	-
73242100	BATH TUBS CASTIRON WHETHER OR NOT ENAMELLED	-	1,477
73242900	OTHER BATH,SINK,WASH-BASIN ENAMELLED IRON	19,810	5,153
73249000	OTHER, INCLUDING PARTS	8,289	16,325
73251000	OTHER CAST ARTICLES IRON/STEEL OF NON MALLEABLE CAST IRON	8,093	155,237
73259900	OTHER CAST ARTICLES OF IRON/STEEL NES	16,137	10,172

PCT CHAPTER WISE BREAKUP OF EXPORTS

Rs. In Thousands

HSCODE	COMMODITY	Jul-Jun 2019-20	Jul-Jun 2020-21
	ARTICLES OF IRON AND STEEL		
73261910	FORGING OF CRANK SHAFT	56,154	50,592
73261920	FORGING SURGICAL/DENTAL INSTRUMENTS	3,193	21,983
73261930	STEEL FORGINGS EXCE 150KG I/S	-	27
73261990	OTHER ARTICLES FORGED/STAMPED NOT FURTHER WORKED NES	10,375	33,256
73262000	ARTICLES OF IRON OR STEEL WIRE	12,100	11,624
73269010	OTHER XRAY FILM HANGERS	25,216	14,064
73269020	OTHER STEEL BALLS NOT >1MM DIAMETER	-	4
73269040	STL BALLS NOT EXCE 1MM DIA I/S	-	76
73269050	CLIPS,BRACK ETC,FOR ELE-WIRING	728	4,620
73269060	CLAMPS,HOSE CLIPS, HANGERS I/S	906	945
73269070	COSMETICS/CIGARE CASES ECT I/S	2,440	1,852
73269090	OTHER ARTICLES OF IRON/STEEL FORGED/STAMPED NOT FURTHER WORKED	283,258	545,941
	TOTAL ARTICLES OF IRON AND STEEL	5,637,252	8,718,238
	COPPER AND ARTICLES THEREOF		
74020000	UN-REFINED COPPER, COPPER ANODES FOR ELECTROLYTIC REFINING	4,653,811	19,792,558
74031300	REFINED COPPER, 'BILLETS	2,124,971	1,243,495
74031900	OTHER, REFINED COPPER	41,654,928	67,647,565
74032100	COPPER-ZINC BASE ALLOYS(BRASS)	299,147	1,653,218
74032200	COPPER-TIN BASE ALLOYS(BRONZE)	-	185,927
74032900	OTHER COPPER ALLOYS(OTHER THAN MASTER ALLOYS OF HEADING H-74.05)	99,115	86,277
74040010	BRASS SCRAP	943,877	2,787,397
74040090	OTH COPPER WASTE AND SCRAP	1,067,339	921,156
74062000	POWDER OF LAMELLAR STRUCTURE FLAKES	286,328	20,539
74071020	RODS OF REFINED COPPER	-	1,883
74071030	TWISTED COPPER BARS OF REFINED COPPER	-	725
74071090	OTHER PROFILES OF COPPER	2,071,187	5,559,291
74072100	COPPER BAR,ROD PROFILES OF COPPERER ZINC BASE ALLOYS(BRASS)	385	11,340
74072900	OTHER BAR,ROD,PROFILES COPPER ALLOYS	16,591	22,795
74081900	OTHER, WIRE OF REFINED COPPER	468,744	804,786
74082100	WIRE OF COPPER ALLOY ZINC BASE	4,624	8,032
74082900	OTHER WIRE OF COPPER ALLOYS ETC	20,625	9,511
74091100	PLATES,SHEET,STRIP REFINED COPPER COIL	-	544
74091900	OTHER PLATES,SHEETS &STRIP OF REFINED COPPER	1,122	-
74092900	OTHER PLATES/SHEETS/STRIPS COPPER ZINC BASE	-	33
74093900	OTHER PLATES/SHEETS/STRIPS COPPER TIN BASE-COILS	-	433
74111090	OTHER TUBE/PIPE OF REFINED COPPER	-	83

PCT CHAPTER WISE BREAKUP OF EXPORTS

Rs. In Thousands

HSCODE	COMMODITY	Jul-Jun	Jul-Jun
		2019-20	2020-21
	COPPER AND ARTICLES THEREOF		
74112100	TUB&PIPE COPPER ZINC BASE ALLOYS	-	1,199
74112900	OTHER TUBE&PIPE OF OTHER COPPER ALLOYS	158	232
74122000	COPPER TUBE/PIPE FITTINGS COPPER ALLOYS	160	-
74130000	STANDARD WIRE,CABLES PLAIED BANDS-NOT ELECTRICALLY INSULATED	224	-
74151000	NAILS,TACKS,DRAWING PINS,STAPLES & SIMILAR ARTICLES	-	1,378
74152900	OTHER NOT THREADED ARTICLES COPPER	-	155
74153300	OTHER THREADED SCREW,BOLT,NUT COPPER	1,424	784
74153900	OTHER THREAD ARTICLES OF COPPER	19,152	8,051
74181000	TABLE,KITCH/OTH HOUSEHOLD ARTI	7,726	8,773
74182000	OTHER SANITARY WARE,PARTS COPPER	659,551	769,909
74191000	CHAIN,PARTS THEREOF OF COPPER	958	197
74199100	CAST,MOULDED,STAMPED,FORGED OF COPPER	-	4,063
74199990	OTHER, ARTICLES OF COPPER	28,525	28,153
	TOTAL COPPER AND ARTICLES THEREOF	54,430,672	101,580,482
	NICKEL AND ARTICLES THEREOF		
75030000	NICKEL WASTE AND SCRAP.	801	-
75052200	WIRE OF NICKEL, ALLOYED	-	3,048
75062000	PLATES,SHEET,STRIP FOIL OF NICKEL ALLOYED	-	576
75072000	TUBE OR PIPE FITTING NICKEL	4,079	294
75089090	OTHER NICKLE ROTARY PRINTING SCREEN	-	3
	TOTAL NICKEL AND ARTICLES THEREOF	4,880	3,921
	ALUMINIUM AND ARTICLE THEREOF		
76011000	ALUMINIUM, NOT ALLOYED	323,847	131,971
76012000	ALUMINIUM ALLOYS	685,614	5,127,752
76020010	ALUMINIUM W/SCRAP OF AUTO PART	1,992	32,600
76020090	OTHER ALUMINIUM WASTE OR SCRAP	366,361	698,790
76031000	POWDER OF NON-LAMELLER STRUCTURE	9,306	-
76041010	BARS,OF ALUMINIUM, NOT ALLOYED	1,045	22,758
76042100	HOLLOW PROFILES OF ALUMINIUM ALLOYED	-	495
76042910	BAR ROD OF ALLUMINIUM ALLOYED	-	179
76061200	RECTANGULAR/SQUARE ALUMINIUM ALLOYED	753	1,348
76069110	ALUMINIUM SHEET NOT ALLOYS ANODIZED/ POLYURETHENE COATED	-	64
76069190	OTHER ALUMINIUM SHEET NOT ALLOYED	-	16
76069290	OTHER ALUMINIUM SHEET ALLOYS	106,956	403
76071100	ALUMINIUM FOIL ROLLED NOT-WORKED/BACKED	26,650	158,359
76071910	ADHESIVE TAPE	15	-

PCT CHAPTER WISE BREAKUP OF EXPORTS

Rs. In Thousands

HSCODE	COMMODITY	Jul-Jun	Jul-Jun
		2019-20	2020-21
	ALUMINIUM AND ARTICLE THEREOF		
76071990	OTHER ADHESIVE TAPE	20	3,946
76072000	ALUMINUM FOIL, BACKED	2,775	-
76081000	TUBE, PIPE OF ALUMINIUM NOT ALLOYED	-	348
76082000	TUBE, PIPE OF ALUMINIUM ALLOYED	568	994
76090000	ALUMINIUM TUBE,PIPE FITTINGS (E.G COUPLINGS,EIBOWS,SLEEVES)	1,140	1,695
76101000	DOORS,WINDOW, FRAMS,THRESHOLDS FOR DOORS	251	-
76109000	ALUMINIUM STRUCTURE & PARTS N.E.S.	2,016	23,894
76110000	ALUMINIUM RESERVOIRS,TANKS VATS ETC	-	144
76121000	COLLAPSIBLE TUBULAR CONTAINERS ALUMINIUM	509,189	1,084,451
76129020	OVAL CANS OF ALUMINIUM	-	118
76129030	OTH CANS<=400ML W LOGO/BRAND	1,453,403	2,132,249
76129040	ROUND CANS ALUMINIUM DIA>45MM	-	40,637
76129090	OTHER DRUMS CANS BOXES ALUMINIUM	414,618	645,903
76149000	OTHER STANDARD WIRE,CABLE,PLAITED BANDS&LIKE OF ALUMINIUM NOT ELECTRICALLY INSUL	807	205
76151000	TABLE,KITCH,POT POLISHPAD ALUM	3,117,555	4,311,454
76152000	SANITARY WARE&PATS OF ALUMINIUM	2,649	5,410
76161000	NAILS,BOLT,NUT,SCREW ETC ALUMINIUM	20,439	40,768
76169100	CLOTH,GRILL,FENCING & NETTING OF ALUMINIUM WIRE	14,200	-
76169910	CASINGS&FORGINGS	2,478	-
76169990	OTHER ARTICLE OF ALUMINIUM	156,716	207,171
	TOTAL ALUMINIUM AND ARTICLE THEREOF	7,221,363	14,674,122
	LEAD AND ARTICLES THEREOF		
78011000	REFINED UN-WROUGHT LEAD	6,257	53,168
78019100	OTHER UN-WROUGHT LEAD CONTAINING BY WEIGHT ANTIMONY	810,005	955,952
78020000	LEAD WASTE AND SCRAP.	1,492	-
	TOTAL LEAD AND ARTICLES THEREOF	817,754	1,009,120
	ZINC AND ARTICLES THEREOF		
79020000	ZINC WASTE AND SCRAP.	220,722	361,721
79031000	ZINC DUST(BLUE POWDER)	220,406	276,924
79039000	OTHER ZINC POWDER AND FLAKES	728	21
79070020	ANODES OF ZINC	-	50
	TOTAL ZINC AND ARTICLES THEREOF	441,856	638,716
	TIN AND ARTICLES THEREOF		
80011000	TIN, NOT ALLOYED	10,353	-
80012000	TIN ALLOYS	-	2,330

PCT CHAPTER WISE BREAKUP OF EXPORTS

Rs. In Thousands

HSCODE	COMMODITY	Jul-Jun	Jul-Jun
		2019-20	2020-21
	TIN AND ARTICLES THEREOF		
80070020	TIN FOIL, THICKNESS >0.2,MM	125	-
80070090	OTH ARTICLES OF TIN	746	38
	TOTAL TIN AND ARTICLES THEREOF	11,224	2,368
	OTHER BASE METALS,CERAMICS,ARTICLES		
81019700	OTHER WASTE & SCRAP TUNGSTEN	231	-
81083000	WASTE AND SCRAP OF TITANIUM	3,947	4,905
81089000	OTHER TITANIUM WROUGHT & ARTICLES	14,390	449
81101000	UNWROUGHT ANTIMONY POWDER	-	119
81121900	OTHER BERYLLIUM UNWROUGHT, ARTICLES	136	-
81130000	CERMETS & ARTICLE INCLUDING WASTE & SCRAP	264	-
	TOTAL OTHER BASE METALS,CERAMICS,ARTICLES	18,968	5,473
	TOOLS,IMPLEMENTS,CUTLERY,PARTS THEREOF		
82011000	SPADES AND SHOVELS	2,281	209
82013000	MATTOCKS, PICKS, HOES & RAKES	-	1,371
82014000	AXES,BILL HOOKS & SIMILAR HEWING TOOLS	13,052	20,263
82015000	SECATEURS & ONE-HANDED PRUNERS AND SHEARS	1,409	410
82016000	HEDGE SHEARS, TWO-HAND PRUNING SHEARS AND SIMILAR TWO HANDED SHEARS	302	-
82019000	OTHER HAND TOOL AGRICULTURAL,HORTICULTURE OR FORESTRY	21,661	21,124
82022000	BAND SAW BLADES	225	23
82023100	CIRCULAR SAW BLADES WITH STEEL	5,450	2,974
82029990	OTHER SAW BLADES	45	503
82031000	FILES, RASPS & SIMILAR TOOLS	6,169	2,476
82032000	PILERS,PINCERS,TWEEZERS AND SIMILAR TOOLS	176,252	230,624
82033000	METAL CUTTING SHEARS & SIMILAR TOOLS	8,840	15,233
82034000	PIPE CUTTERS,BOLT CROPPERS,PERFORATING PUNCHES AND SIMILAR TOOLS	2,110	542
82041100	NON-ADJUSTABLE HAND OPERATED SPANNERS & WRENCHES	804	-
82041200	ADJUSTABLE HAND OPERATED SPANNERS & WRENCHES	-	209
82042000	INTERCHANGEABLE SPANNER SOCKETS WITH OR WITHOUT HANDLES	1,952	59
82051000	DRILLING,THREADING OR TAPPING TOOLS	121,674	154,650
82052000	HAMMERS AND SLEDGE HAMMERS	6,807	10,777
82053000	PLANES,CHISELS,GUAGES AND SIMILAR CUTTING TOOLS FOR WORKING WOOD	4,563	14,391
82054000	SCREW DRIVERS	13,010	1,606
82055100	OTHER HAND TOOLS HOUSE-HOLD N.E.S.	16,520	41,325
82055900	OTHER HAND TOOL (GLAZIERS DIAMONDS)	701,196	1,356,961
82057000	VICES, CLAMPS AND THE LIKE	198	211
82059000	SETS OF ARTICLES OF TWO/MORE OF FORGOING SUB-HEADING	500,385	527,693

PCT CHAPTER WISE BREAKUP OF EXPORTS

Rs. In Thousands

HSCODE	COMMODITY	Jul-Jun	Jul-Jun
		2019-20	2020-21
	TOOLS,IMPLEMENTS,CUTLERY,PARTS THEREOF		
82060090	OTH TOOLS H-8202,8505 R-SALE	817	1,981
82071900	OTHER INCLUDING PARTS OF ROCK DRILLING OR EARTH-BORING TOOLS	115,299	18,277
82072000	DIES FOR DRAWING/EXTRUDING METAL	6,673	643
82073000	TOOL FOR PRESSING, STAMPING/PUNCHING	1,820	2,109
82074000	TOOLS FOR TRAPPING OR THREADING	525	14
82075010	TOOL DRILLS OTHER THAN ROCK/PARALLEL OR STRAIGHT SHANK TWIST DRILLS	281	95
82075090	OTHER TOOL FOR DRILLING OTHER THAN ROCK DRILLING	11,740	6,434
82076000	TOOLS FOR BORING OR BROACHING	6,084	-
82077000	TOOLS FOR MILLING	-	217
82079000	OTHER INTERCHANGEABLE TOOLS	4,820	7,033
82081000	KNIVES&CUTTING BLADES FOR METAL WORKING	26,736	31,382
82082000	KNIVES CUTTING BLADES FOR WOOD WORKING	384	19
82083000	KNIVES & CUTTING BLADES FOR KITCHEN APPLIANCES	1,198	1,567
82084000	KNIVES&CUTTING BLADE FOR AGRICULTURAL, HORTICULTURAL OR FORESTRY MACHINES	9,235	21,941
82089010	OTH BLADES/KNIVES PAPER MACH	36	8,105
82089020	DIE STEEL CUTTING BLADES	494	4,919
82089090	OTH BLADES/KNIVES FOR MACHINE	10,056	11,754
82090000	PLATES STICKS,TIPS AND THE LIKE FOR TOOLS, UNMOUNTED OF CERMET	1,382	726
82100000	HAND-OPERATED MECHANICAL APPLIANCES, WEIGHING 10 KG OR LESS	-	117
82119100	TABLE KNIVES HAVING FIX BLADE.	136,721	108,167
82119200	OTHER KNIVES HAVING FIXE BLADES.	1,536,516	2,059,113
82119300	KNIVES HAVING OTHER THAN FIX BLADES.	61,533	107,757
82119400	BLADES	6,439	4,550
82119500	HANDLES OF BASE METAL	4,673	25,107
82121000	RAZORS	1,211,231	1,538,322
82122000	SAFETY RAZOR BLADES,	1,176,595	1,450,898
82129000	OTHER PARTS	2,106	4,353
82130000	SCISSORS,TAILOR'S SHEARS & SIMILAR SHEARS AND BLADE	1,238,760	2,434,398
82141000	PAPER KNIVES,LETTER OPENERS,ERASING KNIVES, PENCIL SHARPENERS AND BLADES ETC	28,633	25,661
82142000	MANICURE OR PEDICURE SETS AND INSTRUMENTS	7,283,188	10,875,774
82149000	OTHER ARTICLES OF CUTLERY .	96,759	131,688
82151000	SETS OF ASSORTED ARTICLE CONTAINING >= 1 ARTICLE PLATED WITH PRECIOUS METAL	1,013	-
82152000	OTHER SETS OF ASSORTED ARTICLE.	7,306	30,315
82159910	SPOONS	1,687	16,338
82159920	FORKS (CUTLERY)	5,292	9,662
82159990	OTHER ARTICLE OF KITCHEN.	208,081	269,096
	TOTAL TOOLS,IMPLEMENTS,CUTLERY,PARTS THEREOF	14,809,018	21,612,166

PCT CHAPTER WISE BREAKUP OF EXPORTS

Rs. In Thousands

HSCODE	COMMODITY	Jul-Jun	Jul-Jun
		2019-20	2020-21
	MISC. ARTICLES OF BASE METALS		
83012090	OTH LOCKS FOR MOTOR VEHICLES	11	1,538
83014000	OTHER LOCKS	2,161	872
83016000	PARTS OF LOCKS	23	1,467
83017000	KEYS PRESENTED SEPARATELY	10	97
83021010	HINGES,VEH-H-8704.2299,8703	6,376	4,194
83021020	HINGES DOORS VEH,H-8704.2299	-	438
83021090	OTH HINGES&FITTINGS FOR FURNI	1,009	22,250
83022000	CASTORS	521	1,813
83023090	OTH FITTINGS FOR M-VEHICLES	20,321	32,617
83024100	OTHER MOUNTING,FITTING SUITABLE FOR BUILDING	143	13,588
83024200	OTHER MOUNTING,FITING FURNITURES	665	1,472
83024900	OTHER FITTINGS OF BASE METAL N.S.	133,171	107,992
83025000	HAT-RACKS,HAT-PEGS,BRACKET&FIX	2,524	1,843
83026000	AUTOMATIC DOOR CLOSERS	21,341	32,670
83030000	ARMOURED/REINFORCED SAFES, STRONG BOXES AND DOORS ETC OF BASE METAL.	-	50
83040000	FILING CABINETS,CARD-INDEX CABINET/TRAYS	277	1,741
83051000	FITTING FOR LOOSE-LEAF BINDERS	-	261
83052000	STAPLES IN STRIPS	40	269
83059000	OTHER, INCLUDING PARTS	505	750
83061000	BELLS,GONGS ETC.NON ELECTRIC OF BASE METAL	15,525	17,020
83062900	OTHER; MIRRORS OF BASE METAL	4,975	3,009
83063000	PHOTOGRAPH,PICTURE OR SIMILAR FRAMES; MIRROR	1,072	526
83071000	FLEXIBLE TUBING OF IRON/STEEL	9,941	7,526
83079000	FLEXIBLE TUBING OF BASE METAL	-	10
83081010	HOOKS OF BASE METAL	1,316	10,322
83081020	EYES & EYE LETS OF BASE METAL	1,418	1,081
83082000	TUBULAR OR BIFURCATED RIVET	162	1
83089010	CLASPS OF BASE METAL	-	1,159
83089020	BUCKLE OF BASE METAL	6,853	18,321
83089030	FRAME OF HAND BAG ETC OF BASE METAL	1,501	433
83089090	OTHER MADE UP ARTICLE OF BASE METAL PART	183,186	96,029
83099090	OTHER	2,739	2,710
83100010	NUMB PLATE ASSEMBLY,AGRI-TRACT	-	977
83100090	OTH SIGN-PLATES, NAME PLATES	2,500	560
83111000	COATED ELECTRODE OF BASE METAL	228,807	13,725
83113000	COATED RODS & CORED WIRE OF BASE METAL FOR SOLDERING,BRAZING OR WELDING BY FLAME	322	1,004
83119000	OTHER WIRE & RODS AGGLOMERATED OF BASE METAL	1,395	8

PCT CHAPTER WISE BREAKUP OF EXPORTS

Rs. In Thousands

HSCODE	COMMODITY	Jul-Jun	Jul-Jun
		2019-20	2020-21
	TOTAL MISC. ARTICLES OF BASE METALS	650,810	400,343
	MACHINERY/ COMPONENTS		
84012000	MACHINERY/APPARATUS,ISOTOPIC SEPARATION	-	132
84021190	OTHER STEAM & OTHER VAPOUR GENERATING BOILER	155	554
84021200	WATER TUBE BOILER STEAM PRODUCTION <45 TON PER HOUR	7,283	77
84021910	FIRE TUBE BOILERS	-	484
84029010	PARTS STEAM / VAPOUR BOILER	-	15,368
84029090	OTHER PARTS OF BOILER	215,760	264
84031000	BOILERS	106	-
84039000	PARTS CENTRAL HEATING BOILERS	803	79
84042000	CONDENSERS FOR AUXILIARY PLANT	836	9,639
84051000	PRODUCER GAS/WATER GAS GENERATORS	-	13,635
84059000	PARTS OF PRODUCER GAS/WATER GAS GENERATORS	3,413	20,922
84068200	OTHER TURBINES OF AN OUTPUT NOT EXCEEDING 40MW	4,486	1,421
84071000	AIRCRAFT ENGINES	97,404	208,051
84072100	OUTBOARD MOTORS	457,982	690,097
84073290	OTH RECIPRO PE 50-250CC VEH	-	266
84079010	GAS ENGINES	25,666	23,232
84081000	MARINE PROPULSION ENGINES	1,597	321
84082010	DIESEL ENG,AGRI-TRACTOR H-8701	31,137	-
84082090	OTH DIESEL / SEMI DIESEL ENGIN	-	1,180
84089000	OTHER ENGINES	11,937	9,294
84091000	PARTS FOR AIRCRAFT ENGINES	4,665	-
84099110	RING FOR PISTON OF VEHICLE CHAPTER 87	1,340	2,451
84099140	CYLINDER HEADS FOR VEHICLES OF CHAPTER 87	1,038	2,618
84099150	CYLINDER LINER FOR VEHICLES OF CH.87	102,760	113,993
84099192	OTH PART FOR GAS ENG H84079010	12,189	3,618
84099199	OTH KITS FOR VEHICLES OF CH-8	3,883	689
84099910	OTHER RING FOR PISTON VEHICLE CH-87	1,853	4,980
84099920	OTHER CYLINDER FOR VEHICLES OF CH-87	1,195	3,498
84099930	OTHER CYLINDER BLOCKS FOR VEHICLE CH-87	1,214	-
84099999	OTH PARTS OF ENGINES	27,930	51,457
84109090	OTH PART HYD TURBINE®ULA	2,273	-
84122100	LINEAR ACTING (CYLINDERS),HYDRAULIC POWER ENGINES & MOTORS	2,353	-
84122900	OTHER HYDRAULIC POWER ENGINES & MOTOR	10,484	9,019
84128090	OTHER ENGINES AND MOTOR.	-	242
84129090	OTH PARTS OF ENG / MOTORS	4,684	3,170
84131100	PUMPS FOR DISPENSING FUEL/LUBRICANTS	2,557	8,294

PCT CHAPTER WISE BREAKUP OF EXPORTS

Rs. In Thousands

HSCODE	COMMODITY	Jul-Jun	Jul-Jun
		2019-20	2020-21
	MACHINARY/ COMPONENTS		
84131990	OTHER PUMPS FOR DISPENSING CHEMICALS	4,677	1,753
84132000	HAND PUMPS NOT WITH MEASURING DEVICE	582	-
84133010	DIESEL FUEL INJECTION PUMPS FOR VEHICLES OF CH-87	3,697	11,507
84133020	OIL PUMP ASSEM VEH H-87019020	14,494	43,359
84133030	OIL PUMP ASSEM M-CARS-H-8703	-	193
84133040	WA-PUMP ICP ENG M-CAR H-8703,4	-	1,005
84133050	W-PUMP ICP ENG VEH H-87019020	67	318
84133090	OTHER PUMPS FUEL/LUBRICATION/COOLING	1,440	11,550
84134000	CONCRETE PUMP FUEL LUBRICATION	72	-
84135000	OTHER POSITIVE DISPLACEMENT PUMP	1,471	-
84136019	OTH GEARED PUMPS	489	-
84136090	OTH ROTARY POS DISP PUMP	290	317
84137010	SUBMERSIBLE PUMPS	99	1,703
84137090	OTH CENTRIFUGAL PUMPS	614,389	331,574
84138100	OTH PUMPS	117	1,776
84139110	STAINLESS STEEL IMPELLERS OF PUMPS	116,141	175,454
84139120	LASER WELDED CHAMBERS FOR PUMP	2,834	2,376
84139130	OTH PARTS GROUT,ETC PUMPS	6,664	8,703
84139150	PLUNGER & PUMP PART OF VEH H87	5,893	71
84139190	PARTS OF OTHER PUMPS	26,634	58,033
84141000	VACUUM PUMPS	603	9,878
84142000	HAND OR FOOT OPERATED AIR PUMPS	13,390	27,752
84143010	COMPRESSOR USED WITH NON CFC/HCFC GASES	360	18
84143090	OTHER COMPRESSORS USED IN REFRIGERATING EQUIPMENTS	3,957	5,370
84144000	AIR COMPRESSORS MOUNTED ON A WHEELED CHASSIS FOR TOWING	4,121	3,897
84145110	CEILING FAN	1,574,795	2,456,128
84145120	PEDESTAL FAN	622,155	1,340,614
84145130	TABLE FAN	9,089	4,359
84145140	EXHAUST FAN	214,993	233,971
84145190	OTHER FANS WITH SELF CONTAINED ELECTRIC MOTOR OF OUTPUT NOT EXCEEDING 125W	1,313,934	1,120,252
84145910	BLOWERS	114	35
84145990	OTHER FANS	2,094	7,086
84146000	HOODS HAVING A MAXIMUM HORIZONTAL SIDE NOT > 120CM	11,208	1,985
84148010	PISTON TYPE AIR COMPRESSORS	3,651	16,201
84148030	CNG COMPRESSORS	3,905	13,996
84148059	OTHER TURBO CHARGERS	447	9,183
84148090	OTH TABLE,FLOOR,WALL,CEILI FAN	383	9,539

PCT CHAPTER WISE BREAKUP OF EXPORTS

Rs. In Thousands

HSCODE	COMMODITY	Jul-Jun	Jul-Jun
		2019-20	2020-21
	MACHINARY/ COMPONENTS		
84149010	PART MACH H-84141000,8414.3010	51,627	60,617
84149020	PARTS COMPRESSOR REFRI EQUIP	2,045	-
84149090	OTHER PARTS OF H-84.14	395,554	51,514
84151019	OTH WINDOW/WALL TYPE AC/SPLIT	674	66,447
84151029	S-CON AC/SPLIT INER-OUTER UNIT	33,991	70,661
84151099	OTH AC MACH MOTOR DRIVEN FAN	-	195
84152010	AC MACH FOR MOTOR-CARS H-8703	-	628
84152090	OTH AC FOR PERSONS USED IN VEH	-	32
84158110	O-AC INCOR REFR UN VALVE CKD/S	-	15
84158310	O-AC NOT INCR REFRIG UNT CKD/S	-	67
84158390	O-AC NOT INCROPO REFRIG UNIT	-	3,931
84159019	OTH EVAPORATORS	-	4,011
84159021	CONDENSORS FOR VEHICLES H87	1,163	-
84159029	OTH CONDENSORS	7,534	-
84159030	COVERS INNER BODY AC.MACHINES	1,443	-
84159091	OT AC PART H84152010,20,30,90	8,007	215
84159099	OTH PARTS FOR REFRI/AIRCOND	28,203	11,326
84161000	FURNACE BURNERS LIQUID FUEL	185	46
84162000	OTHER FURNACE BURNER INCLUDING COMBINATION BURNERS	334	20,755
84169000	PART OF BURNERS OTHER ARTICLES OF 7412	195,284	178,092
84171010	KILNS (FURNACE OVEN)	79	117
84171090	OTHER FURNACES AND OVEN	2,282	1,472
84172000	BAKERY OVENS INCLUDING BISCUIT OVEN	6,124	12,514
84178000	OTHER FURNANCE AND OVENS	3,890	9,585
84179000	PARTS OF INDUSTRIAL OR LABORATORY FURNACE	30,457	5,188
84181010	COMB REFRIG-FREEZ W-DOOR CKD/S	3,385	24,370
84181090	COMBINED REFRIG-FREEZE W-DOORS	51,398	92,576
84182190	REFRIGES H-HOLD COMPRESS TYPE	92,378	251,566
84182990	OTH REFRIGERATOR HOUSHOLD TYP	34,900	224
84183090	FREEZERS CHEST TYPE-800 I CAPA	48,060	130,976
84184090	FREEZERS UPRIGHT TYP-900 ICAPA	628	2,202
84185000	OTHER REFRIGERATOR/FREEZERS CHEST, CABINET, DISPLAY COUNTERS, SHOW CASES ETC	1,163	10,138
84186920	REFRIGERATIN MACH WITH ENGIN	13,311	31
84186939	OTH WATER DISPENSER	78	26,037
84186990	OTH REFRIGERATIN, FREEZING MACH	1,123	11,005
84189100	FURNITURE REFRIGERATING/FREEZING EQUIPMENT	39	1,255
84189920	CONDENSORS,	-	82

PCT CHAPTER WISE BREAKUP OF EXPORTS

Rs. In Thousands

HSCODE	COMMODITY	Jul-Jun	Jul-Jun
		2019-20	2020-21
	MACHINARY/ COMPONENTS		
84189990	OTHER PARTS OF REFRIGERATORS/FREEZERS	1,556	5,300
84191190	OTH INST GAS WATER HEATER N-EL	46	483
84191990	O-INST STRAGE WATER HETER N-EL	3,722	-
84192000	MEDICAL SURGICAL LABORATORY STERILISERS	4,247	57,684
84193100	DRYERS AGRICULTURAL PRODUCTS	1,404	142
84193900	OTHER DRYERS	322	3,939
84194000	DISTILLING RECTIFYING PLANT	-	3,208
84195000	HEAT EXCHANGE UNITS	69	4,062
84196090	OTH MACH FOR LIQUIFYING AIR/GA	-	4,797
84198910	COOLING TOWERS	492	1,888
84198990	OTH MACHINES AND PLANTS	125,494	4,608
84199010	PART DRYERS,AGRI,AIR GAS MACH	736	168
84199020	PART DRYERS,DISTILLING PLANT	254	-
84199090	OTH PARTS MACH,PLANT,LAB EQUIP	8,771	6,172
84201000	CALENDERING OR OTHER ROLLING MACHINES	37,663	87,473
84209100	CYLINDERS (FOR CALENDERING MACHINE)	323	-
84209900	OTHER PARTS OF CALENDERING MACHINE	4,871	13,821
84211200	CLOTHES-DRYERS	4,030	7,591
84211900	OTHER CENTRIFUGES INCLUDING DRYER	2,790	4,136
84212100	FILTERING PURIFYING MACHINERY & APPARATUS FOR LIQUIDS	3,402	1,098,549
84212200	FILTERING MACHINERY FOR BEVERAGES	145	73
84212310	OIL FILTER M-VEH H-8703,4,8711	96,542	97,575
84212320	OTH FUEL FILTER VEH H-87019020	11,288	32,031
84212390	OTH OIL/PETROL FILTERS FOR ENG	2,434	1,686
84212900	OTHER FILTER MACHINERY APPARATUS NES	-	19
84213190	OT FILTERING/PURIFYING MAH,GAS	2,387	2,094
84213930	MIST ELEMATOR FILTERING MACHINERY	-	203
84213940	AIR FILTER FOR PURIFYING GASES	47,390	74,242
84213950	FILTER BAGS FOR GASES	527	-
84213990	OTHER FILTERING PURIFYING MACHINERY GASES	1,376	833
84219190	OTHER PARTS OF CENTRIFUGES	8,163	2,377
84219990	OTH PART PURIFYING MACH L /GAS	8,008	25,803
84221100	DISH WASHING MACHINE HOUSE TYPE	8	179
84221900	OTHER DISH WASHING MACHINE OF HOUSEHOLD TYPE	646	3,141
84222000	MACHINERY FOR CLEANING OR DRYING BOTTLES OR OTHER CONTAINERS	-	1,672
84223000	MACHINERY FOR FILLING/CLOSING/SEALING OR LABELLING BOTTLE	141,655	274,908
84224000	OTHER PACKING WRAPPING MACHINE	278,336	605,464

PCT CHAPTER WISE BREAKUP OF EXPORTS

Rs. In Thousands

HSCODE	COMMODITY	Jul-Jun	Jul-Jun
		2019-20	2020-21
	MACHINARY/ COMPONENTS		
84229010	PARTS DISH WASHING MACHINE	109	513
84229090	OT PART FILLING/PACK/WARP MACH	91,108	38,999
84231000	PERSONAL WEIGHING MACHINES	23	41
84232000	SCALES FOR CONTINUOUS WEIGHING OF GOODS ON CONVEYORS	-	108
84233000	CONSTANT WEIGHT SCALES/HOPPER	1,139	269
84238100	OTHER WEIGHT MACHINERY WITH CAPACITY NOT EXCEEDING 30KG	371	6
84238200	OTHER WEIGHT MACHINERY >30 BUT <5000 KG CAPACITY	476	397
84238900	OTHER WEIGHING MACHINERY	6,768	368
84239000	WEIGHT MACHINE OF ALL KINDS & PARTS	4	365
84241000	FIRE EXTINGUISHERS WHETHER OR NOT CHARGED	1,046	1,929
84242010	SPRAY GUNS& APPLI AGRICULTURE	-	227
84242020	SPRAY GUNS/APPL FOR INDUSTRY	934	-
84242090	OTH SPRAY GUNS & APPLIANCES	1,104	3,942
84243000	STEAM OR SAND BLASTING MACHINES AND SIMILAR JET PROJECTING MACHINES	1,341	2,592
84248900	OTHER APPLIANCES PROJECTING/DISPERSING/SPRAYING LIQUIDS	155	221
84249010	PART MAC H-8424.2010,3000,8100	406	143
84249090	OTH PART SRAYING/BLASTING MACH	147	930
84251900	OTHER PULLEY TACKLE WINCHES & CAPSTANS	257	-
84253100	OTHER WINCHES,CAPSTANS POWERED BY ELECTRIC MOTOR	-	37
84253900	OTHER WINCHES CAPSTANS	385	-
84254200	OTHER JACKS AND HOISTS HYDRAULIC	61	375
84254900	OTHER MECHANICAL HANDING EQUIPMENT	1,947	19,011
84261110	OVER HEAD TRAVELLING CRANES ON FIXED SUPPORT NOT EXCEEDING 400 METRIC TONS	709	13,187
84261190	OTHER OVER HEAD TRAVELLING CRANES ON FIXED SUPPORT	194,983	7,684
84261990	OTHER OVER HEAD TRAVELLING,TRANSPORTER,GANTRY CRANES	163	-
84262000	TOWER CRANES	-	44,789
84263000	PORTAL OR PEDESTAL JIB CRANES	324	8,198
84264100	OTHER MACHINERY SELF PROPELLED ON TYRES	4,200	1,093
84264900	OTHER MACHINERY SELF PROPELLED	230	1,060
84271000	SELF PROPELLED TRUCK POWERED BY AN ELECTRIC MOTOR	434	-
84272090	OTHER SELF PROPELLED TRUCK	2,390	4,765
84279000	OTHER WORK TRUCK FITTED WITH LIFTING/HANDLING EQUIPMENT	345	277
84282000	PNEUMATIC ELEVATORS & CONVEYORS	428	1,073
84283200	OTHER ELEVATOR/CONVEYOR BUCKET TYPE	10,559	680
84283300	OTHER ELEVATOR/CONVEYOR BELT TYPE	742	150
84283990	OTH CONVEYORS FOR GOODS/MATERI	2,633	1,891
84284000	ESCALATORS & MOVING WALKWAYS	320	-

PCT CHAPTER WISE BREAKUP OF EXPORTS

Rs. In Thousands

HSCODE	COMMODITY	Jul-Jun	Jul-Jun
		2019-20	2020-21
	MACHINERY/ COMPONENTS		
84286000	TELEFERICS CHAIR-LIFT,SKI DRAGLINES, TRACTION MECHANISMS FOR FURNICULARS	-	508
84289010	HYDRAULIC LIFT ASS AGR-TRACTOR	1,044	3,037
84289090	OTH HYDRAULIC LIFT ASSEMBLY	41	884
84291900	OTHER; BULLDOZERS/ANGLEDZERS/TRACK LAYING	3,718	2,418
84292000	GRADERS AND LEVELLERS	19,927	12,661
84294000	TAMPING MACHINE & ROAD ROLLERS	11,055	7,886
84295900	OTHER MECHANICAL SHOVALS,EXCAVATORS AND SHOVAL LOADERS	196,256	14,802
84303900	OTHER SELF PROPELLED COAL/ ROCK CUTTER	-	1,454
84304100	OTHER BORING OR SINKING MACHINERY SELF-PROPELLED	-	1,164
84304900	OTHER BORING/SINKING MACHINERY NOT SELF PROPELLED	14,885	5,271
84306900	OTHER MACHINERY NOTSELF-PROPELLED	-	168
84311000	PARTS MACHINERY HEADING 84.25	-	30,053
84313900	OTHER PARTS LIFTING/HANDLING/LOADING MACHINERY	83,468	31,246
84314100	BUCKETS SHOVELS GRABS & GRIPS	32,940	2,688
84314300	PARTS FOR BORING/SINKING MACHINERY OF SUBHEADING 8430.41 OR 8430.49	33,114	13,918
84314900	PART MACHINERY HEADING 84.26,84.29-30	112,913	110,012
84321010	CHISEL PLOUGHS	67,708	85,328
84321090	OTHER PLOUGHS	165,637	137,574
84322100	DISC HARROWS	37,539	148,931
84322910	CULTIVATORS	6,926	3,764
84322990	OTHER CULTIVATORS	-	25,932
84323100	NO-TILL SEEDER,PLANTER,TRANS	1,170	13,330
84323900	OTH PLANTERS & TRANSPLANTERS	2,048	29,685
84324200	FERTILISER DISTRIBUTORS	598	-
84328010	ROTAVATORS	1,079	719
84328090	OTHER ROTAVATORS	38,243	66,162
84329000	PARTS AGRICULTURAL,HORTICULTURAL MACHINERY	50,145	55,539
84331100	LAWN MOVERS FOR PARKS/SPORTS GROUND	699	114
84331900	OTHER MOVER FOR LAWN PARKS SPORTS GROUNDS	2,828	6,187
84332000	OTHER MOWERS INCLUDING CUTTER BARS FOR TRACTOR MOUNTING	10,922	-
84334000	STRAW OR FODDER BALER INCLUDING PICK-UP BALER	2,246	1,604
84335100	COMBINE HARVESTER-THRESHERS	36,709	89,049
84335200	OTHER THRESHING MACHINERY	31,727	86,015
84335300	ROOT/TUBE HARVESTING MACHINES	-	921
84335900	OTHER HARVESTING MACHINES	9,343	71,287
84339000	PARTS; MACHINES FOR CLEANING/SORTING OR GRADING EGGS ETC	32,847	18,871
84341000	MILKING MACHINES	2,504	5,551

PCT CHAPTER WISE BREAKUP OF EXPORTS

Rs. In Thousands

HSCODE	COMMODITY	Jul-Jun	Jul-Jun
		2019-20	2020-21
	MACHINERY/ COMPONENTS		
84342000	DAIRY MACHINERY	1,580	59,010
84349000	PARTS OF MILKING/DAIRY MACHINERY	831	2,946
84351090	OTH MACH FOR BEVERAGE MANF	2,275	598
84359000	PART OF JUICE EXTRACTING MACHINERY	14,446	-
84361000	MACHINERY FOR PREPARING ANIMAL FEEDING STUFFS	309	5,510
84362900	OTHER POULTRY KEEPING MACHINERY	-	153
84368000	OTHER MACHINERY	-	19
84369100	PARTS POULTRY KEEPING MACHINERY OR POULTRY INCUBATORS AND BROODERS	9,079	636
84369900	OTHER PART OF AGRICULTURAL/HORTICULTURAL MACHINERY	582	1,924
84371000	MACHINES FOR CLEANING, SORTING OR GRADING SEED, GRAIN, DRIED LEGUMINOUS VEGETABLES	10,124	5,502
84378000	OTHER MACHINERY	14,394	18,975
84379000	PARTS OF MACHINE USE IN MILLING INDUSTRY	28,613	12,421
84381000	BAKERY MACHINERY & MANUFACTURING MACARONI, SPAGHETTI	65,444	13,398
84382000	MACHINERY FOR MANUFACTURE OF CONFECTIONERY, COCOA OR CHOCOLATE	51,395	51,650
84383010	CRSUHERS FOR SUGARCANE	-	66,776
84383090	OTH MACH FOR SUGAR MANF	151,410	48,651
84385000	MACHINERY FOR PREPARATION OF MEAT/POULTRY	2,641	1,225
84388020	OTH MACH FOR FISH PREPARATION	16,087	-
84388090	OTH MACHINERY OF OTH	15,254	13,659
84389010	PARTS OF MACHINES OF HEADING 8438.3000 & 8438.4000	815,043	883,306
84389090	OTH PART FOOD/DRINK MAKE MACH	7,354	20,127
84391000	MACHINERY FOR MAKING PULP OF FIBROUS CELLULOSIC MATERIAL	-	259
84392000	MACHINERY FOR MAKING PAPER OR PAPER BOARD	755	371
84399100	PARTS OF MACHINERY FOR MAKING PULP OF FIBROUS CELLULOUS MATERIAL	3,650	-
84399900	OTHER PARTS OF MACHINERY PAPER OR PAPER BOARD	-	168
84401000	BOOK BINDING MACHINERY INCLUDING BOOK SEWING MACHINES	826	-
84409000	PARTS OF BOOK BINDING MACHINERY	-	611
84411000	CUTTING MACHINES	6,635	8,088
84412000	MACHINES MAKING BAGS, SACKS/ENVELOPES	5,236	21,213
84413000	MACHINES MAKING CARTONS, BOXES, TUBES ETC	4,061	2,436
84414000	MACHINES MOULDING ARTICLE PAPER PULP, PAPER OR PAPER BOARD	1,019	19
84418000	OTHER MACHINES FOR MAKING PAPER & PAPER BOARD	30,477	41,121
84419010	PART MAC H-8441.1000, 8441.4000	310	316
84419090	OTH PART PULP/PAPRE MKING MACH	5,956	1,951
84425000	PRINT TYPE BLOCK PLATE L/GRAPH	10,102	8,633
84431100	OFF SET PRINTING MACHINERY REEL-FED	48	153
84431300	OTH OFFSET PRINTING MACHINERY	24,062	14,771

PCT CHAPTER WISE BREAKUP OF EXPORTS

Rs. In Thousands

HSCODE	COMMODITY	Jul-Jun	Jul-Jun
		2019-20	2020-21
	MACHINARY/ COMPONENTS		
84431400	LETTERPRESS PRI-MACH REEL FED	186	-
84431920	LABEL PRINTING /EMPOSSING MACH	-	104
84431990	OTH MACH PRINT REPETITIVE WORD	23,893	11,562
84433100	FAXPRINTERS &COPIERS COMBINED	-	374
84433220	INK JET PRINTER FOR DP MACHINE	-	1,796
84433230	LASER JET PRINTERS	1,903	403
84433240	LINE PRINTER	-	1,515
84433250	LETTER QUALITY DAISY W.PRINTER	9	-
84433990	OTH PHOTOCOPYING APPARATUS	3,077	-
84439100	PART P-MACH PRINT BY PLATE/CYL	17,285	843
84439950	TONER,INK CART OF COMP PRINTER	-	154
84439990	OTH PARTS OF HEAD 84.42	6,090	641
84440000	MACHINES FOR EXTRUDING, CUTTING MAN MADE TEXTILE MATERIAL	629	157
84451100	CARDING MACHINES	21,047	22,465
84451910	OTH BLOW ROOM MACHINERY	2,068	619
84451990	OTH MACH PREPARING TEXT FIBRES	-	2,303
84452000	TEXTILE SPINNING MACHINES	40,364	24,363
84454010	WEFT WINDING MACHINE	3,075	5,373
84454090	OTHER TEXTILE WINDING MACHINE	20,515	-
84459000	OTHER MACHINERY,TEXTILE FIBRE	44,921	19,364
84462900	OTHER MACHINES(LOOMS)	6,870	4,955
84463000	WEAVING MACHINES FABRIC OF WIDTH >30CM SHUTTLELESS TYPE	148,401	167,777
84471100	CYLINDER DIAMETER NOT EXCEEDING 165 MM	2,644	-
84472000	FLAT KNITTING MACHINES,STITCH-BONDING MACHINES	772	5,055
84479010	MULTI HEAD EMBROIDERY MACHINES	5,544	699
84479090	OTH CIRCULAR KNITTING MACHING	3,459	1,990
84481900	OTHER AUXILARY MACHINES HD 84.44-47	154	8,475
84482000	PARTS&ACCESORIES MACHINES OF HEADING 84.44 OR OF THEIR AUXILIARY MACHINERY	6,490	11,139
84483190	OTHER CARD CLOTHING	26	7,549
84483200	PART ACCESORY MACHINES TEXTILE FIBRE	15,867	35,956
84483310	SPINDLE FLYER RING TRAVLLERS	6,301	19,511
84483900	OTHER PARTS&ACCESSORIES 84.45	103,502	204,200
84484210	REEDS FOR LOOMS	4,367	691
84484290	OTHER HEALDS & HEALDS FRAME	-	211
84484910	SHUTTLES	16,387	12,003
84484990	OTH PART ACCESSORIES WEAV MACH	82,402	57,998
84485100	SINKERS NEEDLES & OTHER ARTICLES	532	-

PCT CHAPTER WISE BREAKUP OF EXPORTS

Rs. In Thousands

HSCODE	COMMODITY	Jul-Jun	Jul-Jun
		2019-20	2020-21
	MACHINARY/ COMPONENTS		
84485900	OTHER PART ACCESSORY MACHINES HEAD 84.47	2,656	11,594
84490000	MACHINERY FOR MANUFACTURING OR FINISHING OF FELT OR NON WOVENS	-	538
84501110	WASH MACH FUL-AUT NOT>10KG C/S	-	3,427
84501190	OTH WASHIN MACH FUL-AUT NOT>10	24,824	67,274
84501290	O-MACH BUILT-CENTRIFUGAL DRIER	28,303	43,823
84501919	OTH WASH MACH SEMI AUTO<10KG	8,542	29,926
84501999	O-MACH DRY LINE CAPA -NOT>10KG	15,141	12,920
84502010	MACH DRY LINE CAP>10KG CKD/SKD	-	1,105
84502090	MACHINE DRY LINE CAP EXCE10KG	1,926	31,178
84509000	PARTS FOR HOUSE HOLD OR LAUNDRY TYPE WASHING MACHINE	50,929	17,728
84512900	OTHER DRYING MACHINES	3,309	1,277
84513000	IRONING MACHINES & PRESSES(INCLUDING FUSING PRESSES)	3,575	3,701
84514010	WASHING MACHINE (INDUSTRIAL)	21,990	17,969
84514030	DYEING MACHINE	-	9,669
84515000	MACHINES FOR REELING UNREELING FOLDING ETC	3,207	663
84518010	COATING OR LAMINATING MACHINES	-	215
84518020	FLOCKING MACHINES	332	21
84518030	DRESSING AND FINISHING MACHINE	16,648	-
84518090	OTHER MACHINES FOR WRINGLING/PASTING	9,538	3,242
84519000	PARTS FOR DRY CLEAN/DYEING MACHINES	76,298	28,487
84521010	SEWING MACHINES HOUSE-HOLD MACHINES CKD/SKD CONDITION	154	32
84521090	OTHER SEWING MACHINES HOUSEHOLD TYPE	206	2,570
84522100	AUTOMATIC UNITS SEWING MACHINE	356	2,395
84522900	OTHER SWING MACHINES INDUSTRIAL	32,742	7,787
84523000	SEWING MACHINE NEEDLES	-	498
84529020	FURNITURE,BASES COVER SEWI MAC	-	184
84529030	PARTS OF MACH-HEAD 8452.1090	354	79
84529090	OTH PARTS OTH SEWING MACHINE	5,970	57
84531000	MACHINES FOR PREPARING,TANNING OR WORKING HIDE,SKIN OR LEATHER	2,409	13,227
84532000	MACHINERY FOR MAKING/REPAIRING FOOTWEAR	-	32
84538000	OTHER MACHINES FOR REPAIRING HIDES-SKINS/LEATHER	1,574	4,658
84542000	INGOT MOULDS & LADLES	18,118	2,484
84543000	CASTING MACHINES	725	782
84549000	PARTS OF CONVERTERS LADLES ETC	892	896
84552100	HOT OR COMBINATION HOT&COLD ROLLING MILLS	9,459	1,404
84553010	CAST IRON ROLLS OF DIAMETER NOT>91.44CM	-	14,077
84553090	OTHER ROLLS FOR ROLLING MILLS	12,563	10,354

PCT CHAPTER WISE BREAKUP OF EXPORTS

Rs. In Thousands

HSCODE	COMMODITY	Jul-Jun	Jul-Jun
		2019-20	2020-21
	MACHINARY/ COMPONENTS		
84559000	OTHER PARTS METAL ROLLING MILLS	33,150	20,649
84561190	OTH MACH OPERATED BY LASER	622	-
84562090	O-MACH OPERAE ULTRASONIC PROCE	777	-
84565000	WATER-JET CUTTING MACHINES	154	-
84569000	O-MAC TOOL REMOV MATE BY LASER	2,376	1,607
84571000	MACHINING CENTRE FOR WORKING METAL	2,273	23
84581100	HORIZONTAL LATHES NUMERICALLY CONTROLLED	244	5,328
84581900	OTHER, HORIZONTAL LATHES	12,988	2,236
84589900	OTHER LATHES REMOVING METALS	66,184	95,737
84591000	WAY TYPE UNIT HEAD MACHINES	325	46
84592910	DRILLING MACHINES CAPACITY UPTO 62MM IN CAST IRON& 50MM IN STEEL	377	13
84592990	OTHER DRILLING MACHINES	20,287	2,126
84593990	OTHER BOARING-MILLING MACHINES	1,647	599
84594900	OTHER BORING MACHINES	700	128
84595990	OTHER MILLING MACHINES KNEES TYPE	144	-
84596100	OTHER MILLING MACHINES NUMERICALLY CONTROLLED	188	-
84596990	OTHER MILLING MACHINES	5,286	1,240
84597090	OTHER THREADING/TAPPING MACHINES	3,850	1,904
84601900	FLAT SURFACE GRINDING MACHINES NOT NUMERICALLY CONTROLLED	17	3,527
84602900	GRINDING MACHINES ACCURACY AT LEAST 0.01MM	28,643	12,401
84603100	SHARPENING MACHINES NUMERICALLY CONTROLLED	60	-
84603900	OTHER SHARPENING MACHINES NUMERICALLY CONTROLLED	3,158	-
84604000	HONING OR LAPPING MACHINES	367	259
84609010	BENCH TYPE GRINDING MACHINE	204	78
84609090	MACHINE TOOLS FOR DEBURRING/POLISHING	4,912	3,084
84612090	OTHER SHAPING/SLOTTING MCHINES	777	203
84614000	GEAR CUTTING,GRINDING/GEAR FINISHING MACHINES	25	-
84615090	SAWING OR CUTTING OFF MACHINES	152	86
84619000	MACHINES TOOLS FOR METAL WORKING	991	283
84621010	FORGING NON-ALIE STAMPING MACHINE & HAMMERS	-	247
84621090	OTHER FORGING/DIE STAMPING MACHINES & HAMMERING	15,091	4,716
84622100	BEND,FOLD,ETC MACHINES NUMERICALLY CONTROLLED	-	1,151
84622900	NON NUMERICALLY CONTROLLED BENDING,FOLDING MACHINES	2,499	2,222
84623900	OTHER SHEARING MACHINES NOT NUMERICALLY CONTROLLED	-	651
84624100	PUNCHING/NOTCHING MACHINES NUMERICALLY CONTROLLED	1,808	-
84624900	OTHER PUNCHING/NOTCHING MACHINES INCLUDING SHEARING	2,124	1,777
84629110	HYDRAULIC PRESSES OF PRESSURE < 60.963 MT	773	741

PCT CHAPTER WISE BREAKUP OF EXPORTS

Rs. In Thousands

HSCODE	COMMODITY	Jul-Jun	Jul-Jun
		2019-20	2020-21
	MACHINERY/ COMPONENTS		
84629190	OTHER, HYDRAULIC PRESSES	5,240	4,505
84629900	OTHER PRESSES FOR WORKING METAL	7,746	5,560
84632000	THREADING ROLLING MACHINES	-	371
84633000	MACHINES FOR WORKING WIRE	769	96
84639000	OTHER MACHINE TOOL WORKING METALS	11,995	4,491
84641000	SAWING MACHINES	-	320
84642010	GRINDING MACHINES	707	618
84642090	POLISHING MACHINES	520	3,587
84649000	OTHER MACHINE TOOLS WORKING STONE/CERAMICS/CONCRETE	462	25,123
84651000	MACHINE FOR MECHANIC OPERATION	-	911
84659190	OTHER, SAWING MACHINES	1,004	994
84659200	PLAN MILL MOULD MACHINE	522	2,643
84659300	GRINDING SANDING POLISHING MACHINES	-	61
84659900	OTHER MACHINE TOOLS FOR WOOD ,CORK, ETC	36,495	55,152
84661000	TOOL HOLDERS SELF OPENING DIE HEADS	-	1,182
84662000	WORK HOLDERS	741	2,820
84663000	DIVIDING HEAD OTHER SPECIAL ATTACHMENT FOR MACHINE TOOLS	173	-
84669100	PART/ACCESSORIES MACHINE TOOLS W/STON ETC	-	31
84669200	PART/ACCESSORIES MACHINE TOOL W/WOOD ETC	2,367	1,733
84669310	PART MAC H-8458,8459,8460,8461	1,533	3,133
84669390	OTH PART MACHINE H-8456TO 8461	18,106	1,183
84669490	OTH PARTS MACH H- 8456 TO 8465	26,087	1,529
84671900	TOOL WORKING OTHER TYPE PNEUMATIC	15	-
84672100	DRILLS OF ALL KINDS	999	16
84672900	OTHER TOOL WITH ELECTRIC MOTOR	33	189
84678900	OTHER TOOL WORKING IN HAND	1,537	2,479
84679200	PARTS OF PNEUMATIC TOOLS	426	-
84679900	OTHER PART TOOL WORKING IN THE HAND	1,488	594
84682000	OTHER GAS-OPERATED MACHINERY APPARATUS	183	-
84688000	OTHER MACHINERY AND APPARATUS	973	1,167
84689000	OTHER PART GAS OPERATED MACHINERY APPARATUS	1,719	279
84709000	OTHER POSTAGE, TICKET ISSUE MACHINES	5,490	6,008
84713010	LAPTOP COMPUTERS, NOTEBOOKS	10,403	39,087
84713020	PERSONAL COMPUTERS (PCS)	31,712	137,086
84713090	OTHER PORTABLE COMPUTER <10 KG	2,247	3,882
84714110	DIGITAL AUTOMATIC DATA PROCESSING MACHINES	-	334
84714190	DATA PROCESSING MACHINES OTHER THAN MAIN FRAMES	220	-

PCT CHAPTER WISE BREAKUP OF EXPORTS

Rs. In Thousands

HSCODE	COMMODITY	Jul-Jun	Jul-Jun
		2019-20	2020-21
	MACHINARY/ COMPONENTS		
84715000	DIGITAL PROCESSING UNIT OTHER THAN THOSE OF SUBHEADING 8471.41-42	5,771	11,511
84716010	KEY BOARDS	-	573
84716020	MOUSE & OTHER PRINTING DEVICES	1,378	344
84716030	DOT MATRIX. PRINTER	-	5
84716090	OTHER, INPUT OUTPUT UNITS	112	3,054
84717020	HARD DISK DRIVE	17,556	9,808
84717030	TAPE DRIVE	-	375
84717040	OPTICAL DISK DRIVE, INCLUDING CD-ROM&DVD Drive	385	1,923
84717050	OPTICAL&TAPE AUTO LOADER&LIBRARIES/JUKE-BOX	22	-
84717090	OTHER STORAGE UNIT	112	66
84718090	OTHER UNITS AUTO DATA PROCESSING MACHINES	4,920	-
84719090	OTHER DATA PROCESSING EQUIPMENTS	65,731	73,102
84729090	OTHER OFFICE MACHINES	-	6,016
84732900	OTH PARTS/ACCESSORIES ELECTRONIC CALCULATING MACHINES	5,921	229
84733010	CASING COMPUTER WITH POWER SUPPLY	141	-
84733090	OTHER PARTS/ACCESSORIES MACHINES HEADING 84.71	47,956	26,860
84734000	PARTS/ACCESSORIES MACHINE HEAD 84.72	68	-
84741090	OTHER SORT/SCREEN/SEPERATING/WASHING MACHINES	56,802	6,590
84742010	CRUSH/GRIND MACHINES,CEMENT INDUSTRY	5,575	3,404
84742090	OTHER CRUSHING/GRINDING MACHINES	79,203	7,724
84743110	CONCRETE/MORTAR MIXER CEMENT INDUSTRY	94	80
84743190	OTHER MACHINES MIX/KNEAD MINERALS WITH BITUMEN	46,295	1,347
84743290	OTHER MACHINES FOR MIXING MINERAL WITH BITUMEN	291	797
84748010	HYDRAULIC PRESS FOR CERAMIC INDUSTRY>80 TON	49	4,759
84748090	MACHINES AGGLOMERAT/SHAPE,MINERALS	10,469	8,022
84749010	PARTS CRASH/ MIX/HYD PRES MACH	13,617	693
84749020	PART CEMENT/CONCRTE MIX MACH	26,144	27,537
84749090	OT PART SORTING/SCREENING MACH	21,988	10,362
84752100	MACH FOR MAKING OPTRICAL FIBRE	275	159
84752900	OTHER GLASS WORKING MACHINES	3,001	-
84759000	PARTS OF MACHINES H-NO.84.75	14,403	19,616
84771000	INJECTION-MOULDING MACHINES	4,908	123,269
84772000	EXTRUDERS	51,039	63,366
84773090	OTHER,BLOW MOULDING MACHINES	6,349	55,937
84774090	OTHER VACCUM MOULDING,THERMOFORM MACHINE	-	1,560
84775900	OTHER MACHINES FOR MOLDING/FORMING	959	1,525
84778000	OTHER MACHINES FOR WORKING RUBBER/PLASTICS	52,678	24,489

PCT CHAPTER WISE BREAKUP OF EXPORTS

Rs. In Thousands

HSCODE	COMMODITY	Jul-Jun	Jul-Jun
		2019-20	2020-21
	MACHINARY/ COMPONENTS		
84779000	PARTS OF MACHINE,WORKING RUBBER/PLASTICS	10,776	31,874
84781000	MACHINES FOR PREPARING TOBACCO	45,605	183,722
84789000	PARTS OF MACHINES OF HEADING-84.78	37,029	32,765
84792000	MACHINES FOR EXTRACTING/PREPARING FATS/OIL	43	146
84793000	PRESSES FOR MANUFACTURE OF PARTICAL/FIBRE BOARD ETC	-	16,842
84795000	INDUSTRIAL ROBOTS(NOT ELSEWHERE SPECIFIED OR INCLUDED)	38,837	-
84796000	EVAPORATIVE AIR COOLERS	34,033	64,999
84797900	OTH PASSENGER BOARDING BRIDGES	19	569
84798210	MATCH MAKING MACHINES	-	13,087
84798220	SOAP MAKING MACHINES	-	8,836
84798230	OIL REFINING MACHINES	4,167	-
84798290	OTHER CRUSHING MACHINE	14,491	11,563
84798920	MACHINES ATTACHING RIVETS/BUTTONS	3,480	571
84798930	TABLETING MACHINES	-	582
84798950	CAPSULE POLISHERS	9	-
84798990	OTHER MACHINES FOR GARMENTS	70,203	88,136
84799010	PARTS OF MACHINE HEAD 8479.8910	7,528	2,631
84799090	OTHER PARTS INDIVIDUAL FUNCTION MACHINES	47,208	42,770
84801000	MOULDING BOXES METAL FOUNDRY	-	2,811
84802000	MOULD BASES	-	120,004
84804100	INJECTION OR COMPRESSION TYPES	3,081	1,432
84804900	OTHER, MOULDS FOR METAL/CARBIDES	914	3,107
84806000	MOULDS FOR MINERAL MATERIALS.	8,443	4,749
84807100	INJECTION OR COMPRESSION TYPES	1,922	4,904
84807900	OTHER MOULDS FOR RUBBER/PLASTICS	6,188	6,343
84811000	PRESSURE-REDUCING VALVES	1,798	1,186
84812000	VALVES,OLEOHYDRAULIC/PNEUMATIC TRANSMISSIONS	5,601	64
84813000	CHECK VALVES	2,195	442
84814000	SAFETY OR RELIEF VALVES	11,687	17,819
84818030	OTH COCKS FOR M-CARS & VEHICLES	-	540
84818090	OTH APPLIAN FOR PIPES,BOILERS	3,770	6,285
84819000	PARTS OF APPLICANCE H-NO.84.81	4,604	408
84821000	BALL BEARINGS.	1,384	735
84822000	TAPERED ROLLER BEARING INCLUDING CONE&TAPERED ROLLER ASSEMBLIES	1,538	1,895
84823000	SPHERICAL ROLLER BEARINGS	3,787	1,538
84824000	NEEDLE ROLLER BEARINGS	4,817	3,139
84825000	OTHER CYLINDRICAL ROLLER BEARINGS	4,152	15,781

PCT CHAPTER WISE BREAKUP OF EXPORTS

Rs. In Thousands

HSCODE	COMMODITY	Jul-Jun	Jul-Jun
		2019-20	2020-21
	MACHINARY/ COMPONENTS		
84828000	OTHER COMBINED BALL/ROLLER BEARINGS	22,620	3,500
84829100	BALLS, NEEDLES/ROLLERS PARTS	19	-
84829910	RINGS OF BEARINGS	40,979	-
84829990	OTHER BALL OR ROLLRE BEARINGS	567	1,417
84831011	DIFFEREN SHAFT/PART AG-TRACTOR	87,238	40,051
84831012	SHAFT,ROCKER ARM ETC VEH-8711	344	9,843
84831019	OTH TRANSMISSION SHAFTS	9,878	9,379
84831090	OTHER TRANSMISSION SHAFTS/CRANKS	11,288	5,523
84832000	BEARING HOUSING-BALL/ROLLER BEARINGS	43	288
84833010	BEAR HOUSING NOT INCORPORATING PLAIN SHAFT BEARINGS	135	-
84833020	FABRIC BEARING NOT BALL BEARIN	199	61
84833090	OTHER BEARING NOT INCORPORATING BALL PLAIN SHAFT-BEARINGS	10,624	13,998
84834011	GEAR BOXES/S-CHANG AG-TRACTOR	-	3,984
84834012	GEARS FOR VEHICLES H- 8711	-	17
84834019	OTH GEARS FOR VEHICLES H-87	74	1,238
84834090	OTHER GEAR & GEARING OTHER THAN TOOTHED WHEEL	66,300	125,438
84835010	FLYWHEELS	154	-
84835090	OTHER FLYWHEELS	-	209
84836010	CLUTCHES	50	-
84836092	OTH CLUTCHES M-CARS & VEHICLES	-	60
84836099	OTHER CLUTCHES	-	1,834
84839010	TOOTHED WHEELS ETC AGR-TRACTOR	2,467	1,282
84839090	OTH COMPONENTS FOR VEHICLES	31,813	579
84841029	OTHER GASKETS & SIMILAR JOINTS	-	52
84841090	OTHER GASKETS&SIMILAR JOINTS METAL	9,507	951
84842090	OTHER MECHANICAL SEALS	-	49
84849000	OTHER GASKET&SIMILAR JOINT,DISSIMILAR IN COMPOSITION	1,048	2,507
84861000	MACH FOR MANUF BOULES / WAFERS	1,698	2,090
84863000	MACH FOR MANUF FLAT PANEL DISP	311	-
84869000	PARTS&ACCE OF MACH MANU S-COND	-	75
84871000	SHIPS/BOATS,PROPELLERS&BLADES	7,277	47,843
84879090	O-PARTS&ACCE NOT CON ELE-CONNE	2,448	2,631
	TOTAL MACHINARY/ COMPONENTS	12,626,393	16,038,881
	ELECTRICAL MACHINERY,EQUIP,PARTS		
85011000	ELECTRIC MOTOR OUTPUT NOT >37.5.WATT	39	201
85012000	UNIVERSAL AC/DC MOTOR >37.5 W	15,345	28,514

PCT CHAPTER WISE BREAKUP OF EXPORTS

Rs. In Thousands

HSCODE	COMMODITY	Jul-Jun	Jul-Jun
		2019-20	2020-21
	ELECTRICAL MACHINERY,EQUIP,PARTS		
85013190	OTH DC MOTOR/GEN 0-P=750 WATT	544	2,070
85013210	O-DC MOTOR/GEN 0-P-750W-75KW	2,645	-
85013290	OTH DC MOTOR/GENERA>75KW<3750W	576	6,375
85013300	OTHER DC MOTOR/GENERATOR OUTPUT>75KW BUT NOT>375KW	4,556	7,035
85013400	OTHER DC MOTOR/GENERATOR OUTPUT >375KW	3,393	1,427
85014090	OTHER AC MOTORS	506	1,793
85015190	OTH AC MOTORS MULTI-PHASE<750W	1,058	580
85015210	SUBMERS MOTOR OUTPUT>750W<75KW	263,831	448,969
85015230	GEARED MOTORS >750W BUT <75KW	811	21
85015290	OTH AC MOTOR M-PH >750W <75KW	5,623	5,402
85015310	AC MOTORS OUTPUT>75KW BUT NOT EXCEEDING >375 KW (500 HP)	2,616	257
85015320	SUBMERSIBLE MOTOR STAINLESS STEEL	675	40,230
85015330	GEARED MOTORS	-	1,580
85015390	OTHER AC MOTORS SINGLE PHASE	-	92
85016200	AC GENERATORS OUTPUT >75KVA BUT NOT EXCEEDING 375KVA	1,969	-
85016490	OTH AC GENERATOR/ELEC MOTOR	85	378
85021110	ELECTRIC GENERATING SET INTERNAL COMBUSTION ENGINES NOT >5KVA	-	3
85021120	ELE-GENERATER DIESEL 5-20 KVA	180	-
85021130	ELE-GENERATER DIESEL 20-50 KVA	1,165	159
85021190	OTHER GENERATING SETS INTERNAL COMBUSTION PISTON ENGINES	10,876	3,727
85021200	GENERATING SET WITH INTERNAL COMBUSTION ENGINE >75 BUT NOT >375KVA	26,744	-
85021310	GENERATING SET INTERNAL COMBUSTION ENGINES >375 BUT NOT >1100 KVA	10,208	9,629
85021390	OTHER GENERATING SET INTERNAL COMBUSTION PISTON ENGINES	63,594	15,375
85022020	GENER SET(SP-ING ENG)OP>375KVA	11,797	-
85022090	OTH GENER SETS (SP-IG)	36,070	23,708
85023100	GENERATING SETS,WIND POWERED	53,129	1,035
85023900	OTHER GENERATING SETS	24,011	1,273
85024000	ELECTRIC ROTARY CONVERTERS.	-	3,847
85030010	PARTS OF MACHINE HEAD 85.01	683	2,165
85030020	PARTS MACHINE HEAD 85.01&85.02	-	11,656
85030090	OTH PARTS MOTORS GENERATORS	20,423	1,047
85042100	LIQUID DI-ELECTRIC TRANSFORMER HAVING POWER HANDLING CAPACITY NOT>650KVA	-	2,806
85042200	LIQUID DI-ELECTRIC TRANSFORMER POWER HANDLING CAPACITY>650 BUT NOT >10,000	2,722	11,544
85043100	OTHER TRANSFORMER WITH POWER HANDLING CAPACITY NOT>1 KVA	2,370	952
85043200	OTHER TRANSFORMER >1KVA BUT <16KVA	180	3,041
85043300	OTHER TRANSFORMER >16 KVA BUT <500 KVA	190,637	159,804
85043400	OTHER TRANSFORMER WITH POWER HANDLING CAPACITY >500 KVA	14,726	92,894

PCT CHAPTER WISE BREAKUP OF EXPORTS

Rs. In Thousands

HSCODE	COMMODITY	Jul-Jun	Jul-Jun
		2019-20	2020-21
	ELECTRICAL MACHINERY,EQUIP,PARTS		
85044010	STATIC CONVERTERS UNINTERRUPTED SUPPLY OF POWER(UPS) RATING UPTO 1.5 KVA	372	5,812
85044020	BATTERY CHARGERS	1,486	339
85044030	CHARG STATION FOR ELEC. VEH	33	-
85044090	OTHER UNINTERRUPTED POWER SUPPLY	24,425	11,971
85045000	OTHER INDUCTORS	-	402
85049010	ON LOAD TAPE CHANGER TRANSFORMERS	584	102
85049030	PARTS STATIC CONVERTERS(UPS)	4,644	-
85049090	OTHER PARTS FOR POWER TRANSFORMERS	4,288	1,436
85051100	PERMANENT MAGNETS AND ARTICLES	1,094	1,417
85051900	OTHER PERMANENT MAGNETS & ARTICLES	-	253
85059000	OTHER ELECTRO-MAGNETIC INCLUDING PART HD 85.05	-	51,516
85061000	MANGANESE DIOXIDE PRIMARY CELLS & BATTERIES	675	-
85068000	OTHER PRIMARY CELL&BATTERIES	88	50,914
85069090	OTHER PARTS PRIMARY CELL&BATTERIES	28,401	16,566
85071010	MEANT M-CARS H-87.03&VEH-4,11	3,800,801	4,571,188
85071020	MEANT FOR VEH H-87.01,2,4	22,468	-
85071090	OTH LEAD-ACID -STARTING ENGINE	37,124	28,404
85074000	NICKEL-IRON ACCUMULATORS	-	52
85076000	BATTRIES LITHIUM-ION	3,589	229
85078000	OTHER ACCUMULATORS	354	44,171
85079000	PARTS ELECTRIC ACCUMULATORS INCLUDING SEPERATORS,WHETHER OR NOT RECTANGULAR	29,686	-
85081190	VACUUM CLEANER POWER NOT>1500W	268	-
85081990	OTH VACUUM CLEANERS SELF MOTOR	-	15
85094010	FOOD GRINDERS ELECTRO MECHANICAL DOMESTIC APPLIANCES	225	189
85094030	FRUIT/VEGETABLE JUICE EXTRACTORS ELECTRO-MECHANICAL DOMESTIC APPLIANCES	1,240	149
85098000	OTHER ELECTRO-MECHANICAL DOMESTIC APPLIANCES	6,888	935
85099000	PARTS ELECTRO-MECHANICAL DOMESTIC APPLIANCES	361	5,575
85101000	SHAVERS	254	-
85102000	HAIR CLIPPERS	304	-
85111000	SPARKING PLUGS	-	27,136
85113020	OTH IGNITI-COIL FOR CARS/M-VEH	-	937
85113090	OTH DISTRIBUTORS/IGNITI-COILS	436	465
85114012	OTH STARTER-MOTOR M-CARS&VEH	-	40
85114019	OTH STARTER-MOTOR S	359	1,097
85115020	ALTERNATOR ASSEMBL OF CARS/VEH	1,365	-
85118040	CDI UNIT FOR CARS & VEHICLES	1,627	-
85119010	ALUM CASTED DISTRI CASE M-CARS	1,323	2,083

PCT CHAPTER WISE BREAKUP OF EXPORTS

Rs. In Thousands

HSCODE	COMMODITY	Jul-Jun	Jul-Jun
		2019-20	2020-21
	ELECTRICAL MACHINERY,EQUIP,PARTS		
85119020	OTHER PARTS FOR M-CARS & VEHIC	-	525
85119090	OTH ELECTRI IGNI/STARTING EQUI	-	130
85121000	LIGHTING OR VISUAL SIGNALLING EQUIPMENT FOR BICYCLE USE	56	-
85122010	HEAD LIGHT FOR MOTOR VEHICLES	656	-
85122090	OTHER LIGHTING SIGNALLING EQUIPMENT	496	155
85123010	SOUND SIGN EQU VEH H-8703,4,11	19,502	19,554
85123090	OTH SOUND SIGNILING EQUIPMENT	3,317	1,692
85124020	WIPER ARM,BLAD VEH-H-8704.2219	-	477
85129010	PARTS OF PRODUCT H-85124011,12	14	-
85131010	MINER'S SAFETY LAMPS	-	10
85131090	OTHER PORTABLE ELECTRIC LAMPS	5,890	-
85141000	RESISTANCE HEAT FURNANCE\OVEN	371	779
85142000	FUR\OVE BY INDUCTION\DI-ELE LOS	10,619	32,209
85143000	OTH FURNANCES AND OVENS	12,003	41,217
85144000	OTH INDUCTION/DI-ELECTRIC HEATING EQUIPMENT	-	166
85149000	PARTS OF INDUS/LAB FURN & OVEN	3,780	15,098
85151100	SOLDERING IRON AND GUNS	15	-
85151900	OTHER BRAZING/SOLDERING IRONS&GUNS	16	205
85152900	OTHER MACHINES RESISTANCE WELDING OF METAL	444	16
85153900	OTHER MACHINES/APPARATUS ARC WELDING METAL	1,624	2,754
85158000	OTHER MACHINES/APPARATUS HOT SPRAYING METAL	41	463
85159000	PARTS(OF HEADING NO.85.15)	741	79
85161090	ELE INSTANEOUS/IMERSION HEATER	-	54
85162100	STORAGE HEATING RADIATORS	28	-
85162900	OTHER ELECTRIC SPACE/SOIL HEATNG APPARATUS	9,662	10,158
85163200	OTHER HAIR DRESSING APPARATUS	473	19
85164000	ELECTRIC SMOOTHING IRONS	139	573
85165090	MICROWAVE OVENS	1,259	29,086
85166010	ELECTRIC OVEN	63	-
85166020	ELECTRIC RANGES	19	-
85166090	OTHER APPLIANCES USED DOMESTIC PURPOSE	-	572
85167100	ELECTRIC COFFEE OR TEA MAKERS	76	-
85167200	ELECTRIC TOASTERS	-	4,696
85167990	OTH ELECTRO THERMIC APPLIANCES	-	7,125
85168010	ELECTRIC HEATING ELEMENT FOR REFRIGERATORS	-	166
85168090	OTHER ELECTRIC HEATING RESISTOR	4,546	5,343
85169000	PARTS ELECTRO-THERMIC APPLIANCES H-85.16	2,050	1,602

PCT CHAPTER WISE BREAKUP OF EXPORTS

Rs. In Thousands

HSCODE	COMMODITY	Jul-Jun	Jul-Jun
		2019-20	2020-21
	ELECTRICAL MACHINERY,EQUIP,PARTS		
85171220	FIXED WIRELESS TERMINAL & CDMA	1,353	-
85171290	OTH T-PH FOR CELL/WIRELESS NET	616	-
85171890	OTH VIDEO PHONE CEL/W-LESS NET	44	-
85176270	ROUTERS	-	438
85176290	OTH RECEP/TRANS/ROUT/ MACH	19,078	104,016
85176970	OTH LAN HUBS,BRIDGE,SWITC	-	3,385
85176990	OTHER APPARATUS FOR RECP/TRANS	1,239,795	111,695
85177000	PARTS OF NETWORKING EQUIP	137,011	216,385
85181090	OTHER MICROPHONE AND STANDS	-	134
85182200	MULIPLE LOUD SPEAKER MOUNTED IN ENCLOSURE	-	1,630
85183000	HEADPHONES/EARPHONES/MICRO PHONE SPEAK SET	-	17
85189000	PARTS & ACCESSORIES HEAD 85.18	-	48
85195000	TELEPHONE ANSWERING MACHINES	-	4
85198190	O-DUBBING SYSTEM PRODU HOUSES	9,351	-
85198930	MP-3 PLAYER	-	10
85229000	OTHER EQUIPMENT/ACCESSORIES HEADING 85.19-85.21	265	16,747
85232100	CARDS INCORPORTAING MAG STRIPE	-	579
85232990	OTH MAGNETI MEDIA	331	-
85234910	OPTICAL MEDIA CONTAIN SOFTWARE	389	112,385
85234990	OTH OPTCAL MEDIA CON SOFTWARE	13,996	2,324
85235130	STORAGE DEVICES CONT. SOFTWARE	-	3,759
85235190	OTH SEMICONDUCTOR MEDIA	129	-
85235910	PROXIMITY CARDS AND TAGS	2,461	5,501
85235990	OTHER SEMICONDUC MEDIA	522	-
85238050	DIGITAL QURAN	142	33
85238090	OTH MEDIA FOR RECORDING SOUND	10,924	12,629
85258010	CLOSE CIRCUIT TV CAMERAS	336	48
85258020	MULMEDIA STILL/VIDEO CAMERA	167	3,985
85258090	OTH TV/VIDEO/DIGITAL CAMERA	929	1,551
85261000	RADAR APPARATUS	-	1,695
85269200	RADIO REMOTE CONTROL APPARATUS	2,584	324,202
85285200	OTH MONITOR DATA PROCESSING SY	11	843
85285900	OTHER MONITORS	-	1,036
85287211	LIQUID CRYSTAL DISPLAY(LCD) TV	-	8,697
85287219	OTH COLOR TV SETS	-	34
85291090	OTH AERIALS/AERIAL REFLECTORS	31	-
85299090	OTH CABLE TV/SATELLITE EQUIPMENT/APPARATUS HEADING 85.25-85.28	11,997	7,782

PCT CHAPTER WISE BREAKUP OF EXPORTS

Rs. In Thousands

HSCODE	COMMODITY	Jul-Jun	Jul-Jun
		2019-20	2020-21
	ELECTRICAL MACHINERY,EQUIP,PARTS		
85308000	OTHER SIGNAL EQUIPMENT EL ECTRICAL TRAFFIC CONTROL	-	1,674
85311000	BURGLAR/FIRE ALARMS/SIMILAR APPARATUS	-	292
85312000	INDICATOR PANELS INCORPORATING LCD(LIQUID CRYSTAL DEVICE)/LED(LIGHT EMITTING DIO	8,433	10,360
85318000	OTHER APPARATUS	14,732	33,247
85319020	PARTS OF APPARATUS SUBHEAD 8531.2000	98	6,169
85319090	OTHER PARTS ELECTRIC-SOUND/VISUAL SIGNALLING APPARATUS	168	107
85321000	FIX ED CAPACITORS FOR 50/60 HZ CAPACITY NOT <0.5KVAR(POWER CAPACITORS)	275	3,799
85322500	DIELECTRIC OF PAPER OR PLASTIC FIXED CAPACITORS	156,056	163,554
85322900	OTHER FIXED CAPACITORS	117	-
85323090	OTH VARIA/ADJUST(PRE-SET) CAPA	98	-
85331000	FIXED CARBON RESISTORS COMPOSITION/FILM TYPE	-	89
85332900	OTHER FIXED RESISTORS	33	-
85334000	OTHER VARIABLE RESISTORS INCLUDING RHEOSTATS AND POTENTIOMETERS	-	1
85340000	PRINTED CIRCUITS	982	3,081
85351000	FUSES FOR VOLTAGE >1000 VOTTS	-	96
85352900	OTHER AUTOMATIC CIRCUIT BREAKER	6,905	-
85359000	ELECTRIC APPARATUS FOR SWITCHING/PROTECTING ELECTRIC CIRCUITS>1000 VOLTS	11,470	542
85361090	OTH FUSES FOR VOLTAGE <1000 VO	12	80
85362090	OTHER AUTO CIRCUIT BREAKERS	1,285	5,154
85363000	OTHER APPARATUS PROTECTING ELECTRIC CIRCUITS	114	1,223
85364910	OTHER, RELAYS FOR VEH/CAR	241	375
85364990	OTHER, RELAYS	142	28,576
85365010	PRESSURE SWITCHES	39	237
85365021	IGN SW W/O STEA LOC CAR H-8703	-	393
85365022	NENTRAL SAFETY SW,VEH-H 8701	-	468
85365029	OTHER SWITCHES	119	38
85365099	OTH SOCK,LAMP HOLD NOT>1000VOL	314	182
85366100	LAMP HOLDERS	1,106	6,027
85366990	OTH ELEC SWITCH,RELAYS,FUSES	7,040	5,006
85367000	CONNECTORS FOR OPTICALFIBRES	1,462	220
85369030	MAGNETIC CONTRACTOR/THERMAL PROTECTORS FOR MOTORS	-	322
85369090	OTHER ELECTRICAL APPARATUS SWITCH/PROTECTING ELECTRICAL CIRCUITS	5,439	10,967
85371010	FUSE BOX VEH H-8711NOT >1000 V	24	-
85371090	OTH BOARDS, PANELS, CONSOLES	-	867
85372000	BODIES,CONSOLE ETC VOLTAGE >1000V	22,567	111,864
85381000	BOARD,PANELS GOODS HEAD 85.37	7,621	55,962
85389010	VACCUM INTERRUPTERS CIRCUIT BREAKER	215	-

PCT CHAPTER WISE BREAKUP OF EXPORTS

Rs. In Thousands

HSCODE	COMMODITY	Jul-Jun	Jul-Jun
		2019-20	2020-21
	ELECTRICAL MACHINERY,EQUIP,PARTS		
85389090	OTHER PARTS HEAD 8535,8536,8537	5,894	8,727
85392190	OTHER TUNGSTEN HALOGEN LAMPS	704	1,442
85392920	BULBS FOR FLASH LIGHT	-	39
85392990	OTHER FILAMENT LAMP EXCLUDING ULTRA VIOLET /INFRARED/ARC LAMPS	1,086	1,716
85393290	OTH.MERC,SODI,METAL HALID LAMP	307	-
85393900	OTH MERCURY/SOD VAPOR LAMP	7	-
85395010	LED LAMP BULB	1,090	1,592
85395020	LED LAMP TUBE	1,455	177
85399020	LEAD WIRE/BASE CAP FOR-AUTO BULBS & TUBELIGHTS	-	353
85399040	PARTS OF ENERGY SAVING LAMPS	-	40
85399090	OTHER PART ELECTRIC FILAMENT OR DISCHARGE LAMPS	2,822	8,177
85404000	DATA/GRAPHIC DISPLAY TUBE,COLO	93	172
85411000	DIODES,OTHER THAN PHOTSENSITIVE OF LIGHT EMITTING DIODES	-	1,056
85412900	OTHER TRANSISTOR DISSIPATION RATE OF <1W	83	277
85413000	THYRISTORS DIACS AND TRIACS	242	857
85414000	PHOTSENSITIV SEMICONDUCTOR DEVICES	13,355	15,722
85415000	OTH SEMICONDUCTOR DEVICES	6,101	-
85419000	PARTS OF APPARATUS OF H-85.41	28	243
85423100	PROCESSORS & CONTROLLERS	8,898	4,454
85423900	OTH ELECTRO INTEGRATED CIRCUIT	-	181
85429000	PARTS OF THE HEADING NO,85.42	101	14
85433000	MACHINES&APPARATUS FOR ELECTROPLATING, ELECTROLYSIS OR ELECTROPHORESIS	6,692	11,194
85437010	REMOTE CONTROL	-	24,773
85437090	O-MCH/APPA-INDIVIDUAL FUNCTION	54,752	3,774
85439090	OTH PART ELEC MACH&APPLIANCES	2,182	91
85441110	ENAMELLED WIRE WITH NYLON COVER	190	-
85441190	OTHER ENAMELED COPPER WIRE	514	141
85441900	OTHER WINDING WIRE OF COPPER	3,937	2,191
85442000	CO-AXIAL CABLE & CONDUCTORS	40	-
85443019	OTH IGN WRIN SET VEH/SH/A-CRFT	1,797	127
85443090	OTH WRING SET VEH/SHIP/A-CRAFT	192	1,470
85444210	COMPUTER LEADS WITH CONNECTOR	4	-
85444221	WIRI,CABLE SETS VEH-8703,04,11	1,212	1,444
85444229	OTH WIRING SETS VEH-UPTO1000V	591	382
85444290	OTH CABLE SETS VEH-UPTO 1000V	1,915	942
85444910	ELECTRIC TETEPHONE CABLES	-	20,651
85444990	OTH ELECTRIC CONDUCTORS VOLTAGE >80V BUT NOT>1000V	267,601	673,947

PCT CHAPTER WISE BREAKUP OF EXPORTS

Rs. In Thousands

HSCODE	COMMODITY	Jul-Jun 2019-20	Jul-Jun 2020-21
	ELECTRICAL MACHINERY,EQUIP,PARTS		
85446090	OTH EL CON FOR VOLTAGE	-	1,047
85447000	OPTICAL FIBRE CABLES	97,396	71,877
85452000	CARBON BRUSHES	10,250	43
85459090	OTHER LAMP CARBON&CARBON ARTICLE	-	161
85462000	ELECTRICAL INSULATOR CERAMICS	49,810	34,261
85469000	OTHER ELECTRICAL INSULATORS OTHER THAN GLASS,CERAMICS	-	56
85479000	OTHER INSULATING FITTINGS OF PLASTICS/CERAMICS	551	232
85481090	OTH SCRAP OF CELL,BATTERY	1,119	-
85489000	OTHER,PARTS ELECTRIC MACHINE/APPARATUS NES	1,224	544
	TOTAL ELECTRICAL MACHINERY,EQUIP,PARTS	7,070,253	8,175,056
	RAILWAY, LOCOMOTIVE, ROLLING STOCK		
86031000	RAILWAY,TRAMWAY POWRD EXT ELEC	-	78
86079100	OTHER PARTS OF LOCOMOTIVES	674	-
86079900	OTHER RAILWAY LOCOMOTIVE STOCK PART	1,908	2,591
86090000	CONTAINERS DESIGNED &EQUIPPED FOR CARRIAGE BY 1 OR MORE MODES OF TRANSPORT	-	197
	TOTAL RAILWAY, LOCOMOTIVE, ROLLING STOCK	2,582	2,866
	VEHICLES OTHER THAN RAILWAY, ROLLING STOCK		
87011010	PEDESTRAIN TRACTORS CKD / SKD CONDITION	23,781	10,265
87011090	OTHER PEDESTRIAN CONTROLLED TRACTORS	-	28,098
87012010	ROAD TRACTOR CKD/SKD CONDITION	-	25,580
87012020	ROAD TRACT-S-TRAILER CBU<280hp	923,425	735,959
87012030	R-TRACTOR ANY KIT FORM-280HP/>	96,850	14,206
87012040	PEDEST CONT TRACTOR CBU>280HP	76,553	3,991
87012090	OTHER ROAD TRACTOR SEMI-TRAILER	204,248	431,352
87013010	TRACK-LAYING TRACTORS CKD/SKD	2,476	-
87013090	OTHER TRACK-LAYING TRACTORS	215,441	13,326
87019210	COMP AG-TRACTORS-ANY KIT FORM	12,492	-
87019220	AGRI TRACT,ENG CAP>26KW <37 KW	943,898	1,545,921
87019290	OTH TRACT,ENG CAP>26 KW <37 KW	454,211	2,063,674
87019310	COMPONENT AGRI TRACTOR IN KIT	42,268	76,617
87019320	AGRICULTURE TACTOR-37 TO 75KW	1,227,127	1,767,133
87019390	OTHER TRACTORS 37 TO 75 KW	229,986	816,250
87019400	AGR TRACT,ENG CAP>75 KW<130 KW	-	2,349
87021090	OTHER MOTOR VEHICLE DIESEL ENGINE 10-PERSON	22,546	1,265
87031000	MOTOR VEHICLE	1,712	-
87032114	C-ASSEM/MANUF AU-RICKSHAW, AKF	23,864	29,176

PCT CHAPTER WISE BREAKUP OF EXPORTS

Rs. In Thousands

HSCODE	COMMODITY	Jul-Jun	Jul-Jun
		2019-20	2020-21
	VEHICLES OTHER THAN RAILWAY, ROLLING STOCK		
87032115	AUTO RICKSHAWS (CBU)	10,501	34,825
87032119	OTH VEH CY-CAPACITY NOT>800CC	1,988	9,006
87032220	OTHER MOTOR VEHICLE 1000-1300CC	-	39,235
87032290	OTH VEH CYL-CPA 1000-1500CC	2,229	491
87032319	OTH VEHICLE CYC 1500-3000CC	4,327	-
87032490	OTH VEHICLE CYC EXCE- 3000CC	347	29,284
87035059	OTH.V.DIES&ELEC>1800=2500CC	1,394	-
87042190	OTHER VEHICLE DIESEL G.V.W < 5 TON	20,972	-
87042320	GVW EXCEED. 20TON CBU 2 AXLE	999	-
87043140	COPM.A/M.3-WH CARGO LOADER.AKF	206	-
87043150	3-WHEELER CARGO LOADER(CBU)	-	2,756
87043190	OTHER VEHICLE NOT EXCEEDING 5 TONNES	-	2,089
87059000	OTHER SPECIAL PURPOSE MOTOR VEHICLE	14,720	-
87071000	BODIES/CABS,VEHICLE OF HEADING 87.03/MOTOR-CARS	2,909	1,181
87079090	BODIES OTH M-VEH H-8701TO 8705	831	-
87081010	BUMPERS(SHEET METAL)FOR VEHICLES OF SUB-HEADING 8701.2020, .2090, .9040 & .9060	-	2,578
87081020	FR/RE BUMPERS ETC M-CAR H-8703	13,951	28,434
87081090	OTH BUMPERS AND PARTS THEREOF	13,602	31,525
87082110	SAFETY SEAT BELTS M-CAR,H-8703	952	-
87082190	OTHER SAFETY SEAT BELTS	-	6,364
87082911	PARTS/ACCE OF BODIES VH-H-8701	167,148	125,493
87082919	OTH PARTS /ACC OF BODIES M-VEH	2,626	5,466
87082931	AIR OUTLET ASSEMB M-CAR H-8703	5,040	4,263
87082932	BODY PARTS OF VEH H-8703.2113	622	-
87082939	BODY PARTS OF VEH H-8703.2190	-	2,485
87082942	BODY PARTS OF VEH H-8704.2219	1,529	6,273
87082949	BODY PARTS OF OTH VEHICLES	-	63
87082990	PARTS/ACC M-VEH H-8701 TO 8705	232	-
87083010	BRAKES VEH H-87032115-87043190	476	16
87083032	BRAKE- P V-8704.2219,2299,2390	728	855
87083090	OTHER BRAKE PATS OF OTHER VEH	20,860	28,533
87084010	GEAR BOXES FOR AGRI-TRACTOR	206,591	370,021
87084090	OTHER GEAR BOXES FOR VEHICLE	748,327	1,087,977
87085010	BUILT UP DRIVE AXE VH-8701,2,4	7,979	1,399
87085090	DRIVE AXLES WITH DIFFERENTIAL	18,204	5,987
87087010	ROAD WHEELS,RIMS-CARS H-8703,4	-	4,029
87087090	OTH ROAD WHEELS,PARTS & ACCE	-	6,096

PCT CHAPTER WISE BREAKUP OF EXPORTS

Rs. In Thousands

HSCODE	COMMODITY	Jul-Jun	Jul-Jun
		2019-20	2020-21
	VEHICLES OTHER THAN RAILWAY, ROLLING STOCK		
87088010	SUSPENSION-ABSORBERS CARS 87.03,4	-	1,408
87088090	OTH SUSPENSION SHOCK-ABSORBERS	5,268	4,240
87089110	RADIATORS WITH ALUMINUM CORE	88,641	65,114
87089120	RADIATOR/ALU CORE CAR-8703,4	2,172	3,927
87089130	RADIATOR/ALU CORE VEH-8701,4*4	-	89,650
87089190	OTH PARTS AND ACCESSORIES	65,298	66,474
87089210	SILENCERS, EXHAUST-PIPE CAR 87.03,4	-	52
87089220	SILENCER, EXHAUST-PIPE VEH-8701,2,4	61	152
87089290	OTH SILENCER AND EXHAUST-PIPE	32,671	5,448
87089310	UPPER/LOWER PLATE CLUTCH CAR 8703,4	61	-
87089320	LOWER PLATE CLUTCH VEH-87032193	302	2,022
87089390	OTH CLUTCHES AND PARTS VEH	9,668	14,602
87089410	STEERING WHEELS M-CARS 8703,4	12,471	23,947
87089420	STEERING GEARS CAR-8703-800CC	377	-
87089490	OTH STEERING WHEELS/BOXES	-	1,989
87089500	SAFETY AIRBAGS INFLATOR SYSTEM	196	-
87089910	SPARE PARTS VEH H-87012020,90,40,60	2,530	11,053
87089920	COMPONENTS FOR VEH-87021090&9090	-	337
87089930	COMPONENTS MOTOR CAR H-8703	25,785	39,192
87089940	COMPONENTS VEH-87042190,3190	21,827	29,994
87089990	PARTS & ACCESSORIES OF MOTOR VEHICLES	822,372	982,736
87091100	WORK TRUCKS SELF-PROPELLED ELECTRICAL	-	124
87099000	PARTS, H-NO.87.09 OF WORK TRUCK	8,942	14,428
87111090	OTHER MOTOR CYCLE NOT EXCEEDING 50CC	1,976	2,035
87112090	OTHER MOTOR CYCLE CAPACITY 50-250CC	94,571	747,970
87113010	AUTO RICKSHAW WITH BODIES	2,053	2,499
87113090	OTH MOTOR CYCLES, OF A CYLINDER	3,858	86
87119090	OTHER MOTOR CYCLE/MOPEDS	-	128
87120000	BICYCLES, OTHER DELIVERY TRICYCLES, NOT MOTORISED	213	1,919
87141010	SADDLES OF MOTORCYCLES, MOPEDS	13,973	3,672
87141020	COMPONENTS FOR VEHICLE-H-8711	8,210	1,002
87141090	OTH PART ACCESSORIES VEH H-87.11-87-13	33,577	43,095
87149100	FRAMES, FORKS & PARTS THEREOF	125	-
87149200	WHEEL RIMS AND SPOKES	-	191
87149390	OTH FREE WHEEL SPROCKET BICYCLE	830	-
87149600	PEDALS, CRANK-GEAR, & PARTS THEREOF	150	40
87149900	OTHER, PARTS AND ACCESSORIES	17,655	33,820

PCT CHAPTER WISE BREAKUP OF EXPORTS

Rs. In Thousands

HSCODE	COMMODITY	Jul-Jun 2019-20	Jul-Jun 2020-21
	VEHICLES OTHER THAN RAILWAY, ROLLING STOCK		
87150000	BABY CARRIAGES & PARTS THEREOF	2	76
87161090	OTH TRAILER/S-TRAILER CRV TYPE	2,115	2,679
87162090	OTH SELF-LOADING/UN-AG-TRAILER	8,505	2,425
87164010	COMPO OTH TRAIL/SE-TRAILER-AKF	12,190	17,126
87164090	OTH TRAILERS & SEMI -TRAILERS	3,301	-
87168010	COMPO FOR OTH VEH IN ANY KIT-F	15	-
87168090	OTHER VEH NOT MANHNNICALLT PROP	291	3,106
87169000	PARTS,TRAILER SEMI-TRAILER, H87.16	37,342	39,663
	TOTAL VEHICLES OTHER THAN RAILWAY, ROLLING STOCK	7,110,762	11,660,307
	AIRCRAFT, SPACECRAFT AND PARTS THEREOF		
88010000	GLIDERS AND HANG GLIDERS	-	58
88022000	AEROPLANE,AIRCRAFT,UNLADEN WEIGHT NOT >2000KG	3,124	-
88024000	AEROPLANE UNLADEN WEIGHT>15000KG	88,169	-
88033000	OTHER PARTS OF AEROPLANE/HELICOPTER	-	5,430
88039000	OTHER PARTS OF H-88.01 OR 88.02	264,328	91,995
88040000	PARACHUTES AND ROTOCHUTES,PARTS & ACCESSORIES THEREOF	14	-
	TOTAL AIRCRAFT, SPACECRAFT AND PARTS THEREOF	355,635	97,483
	SHIP, BOATS & FLOATING STRUCTURES		
89011000	CRUISE SHIPS,BOATS FOR PERSONS	5,907	505
89039900	OTH INFLATABLE YACHTS	238	7,252
89071000	INFLATABLE RAFTS	-	572
89080000	VESSEL,FLOATING-STRUCTOR FOR BREAKING UP	6,883	5,610
	TOTAL SHIP, BOATS & FLOATING STRUCTURES	13,028	13,939
	OPTICAL,PHOTOGRAPHIC,CINEMATOGRAPHIC,MEASURING,MEDICAL OR SURGICAL INSTRUMENTS AND APPARATUS,PARTS AND ACCESSORIES		
90019000	OTHER LENSES, PRISMS, MIRRORS	334	997
90021100	OBJETIVE LENSES FOR CAMERA/PROJECTORS OR PHOTOGRAPHIC ENLARGERS OR REDUCERS	4,401	780
90021900	OTHER OBJECTIVE LENSES.	156	160
90031100	FRAMES,MOUNTINGS OF PLASTICS	-	26
90031900	FRAMES,MOUNTING OF OTHER MATERIAL	588	1,238
90041000	SUNGLASSES	1,078	1,202
90049000	OTHER SPECTACLES,GOGGLE&THE LIKE,CORRECTIVE, PROTECTIVE OR OTHER	4	96
90051000	BINOCULARS	34,740	-
90059000	PARTS & ACCESSORIES (INCLUDING MOUNTINGS)	-	985
90065900	OTHER CAMERA PHOTOGRAPHIC NS	186	6,528
90071000	CINEMATOGRAPHIC CAMERAS S-R/RE	-	16

PCT CHAPTER WISE BREAKUP OF EXPORTS

Rs. In Thousands

HSCODE	COMMODITY	Jul-Jun	Jul-Jun
		2019-20	2020-21
	OPTICAL, PHOTOGRAPHIC, CINEMATOGRAPHIC, MEASURING, MEDICAL OR SURGICAL INSTRUMENTS AND APPARATUS, PARTS AND ACCESSORIES		
90105000	OTHER APPARATUS EQUIPMENT PHOTO-GRAPHIC LABORATORIES	35	-
90109000	PART ACCESSORIES OF APPARATUS/EQUIPMENT H-90.10	-	446
90132000	LASERS OTHER THAN LASER DIODES	-	320
90141000	DIRECTION FINDING COMPASSES	834	18,931
90148000	OTHER INSTRUMENTS/APPLIANCES (NAVIGATIONAL)	2,359	-
90149000	PART, ACCESSORIES OF SUB GROUP OF 90.14	5,955	56,527
90158000	OTHER INSTRUMENTS AND APPLIANCE	-	64,660
90160090	OTHER BALANCES OF SENSITIVITY OF 5 CG OR BETTER, WITH OR WITHOUT WEIGHTS	1,446	622
90171010	TEXTILE GARMENT DESIGNING MACHINES, WITH CAD/CAM/CIM SYSTEM	15,837	170,580
90171090	OTHER TEXTILE GARMENT DESIGNING MACHINES	1,333	-
90172000	OTHER DRAWING MARKING OUT/MATHMATICAL CALCULATING INSTRUMENTS	248	132
90173020	CALLIPERS AND GAUGES	275	-
90178010	MEASURING RODS AND TAPES	-	82
90178090	OTHER INSTRUMENT FOR MEASURING LENGTH	98	315
90179000	PARTS/ACCESSORIES OF SUB GROUP 90.17	156	-
90181900	OTHER ELECTRO-DIAGNOSTIC APPARATUS	19,425	8,748
90182000	ULTRA VIOLET/INFRA-RED RAY APPARATUS	241	1,228
90183110	SYRINGES WITH NEEDLES	6,345	3,925
90183120	SYRINGES WITHOUT NEEDLES	379	-
90183200	TUBULAR METAL NEEDLE/NEEDLES FOR SUTURES	4,903	6,534
90183920	DEXTROSE&SALINE INFUSION SET, NEEDLES	430	253
90183939	OTHER CATHETER	479	501
90183940	CANNULA	-	237
90183950	SURGICAL NEEDLES	-	2,324
90183990	OTHER NEEDLES, CATHETERS, CANNULA ETC	2,387	479,235
90184100	DENTAL DRILL ENGINES, DENTAL EQUIPMENT	1,817	499
90184900	OTHER; INSTRUMENT/APPLIANCES USED IN DENTAL SCIENCE	299,364	116,156
90185000	OTHER, OPHTHALMIC INSTRUMENT & APPLIANCES	8,791	5,746
90189020	STETHOSCOPES	-	116
90189030	SURGICAL SCISSORS	18,546	27,982
90189040	SURGICAL KNIVES	700	-
90189070	FIBRE DIALIZERS	-	5,523
90189090	OTHER INSTRUMENT, APPLIANCES USED IN MEDICAL/SURGICAL/VETERINARY	55,593,008	67,830,654
90191000	MECHANO-THERAPY, MESSAGE/PSYCHOLOGICAL APTITUDE TESTING APPARATUS	9,982	19,458
90192010	OXYGENATOR WITH ACCESSORIES	-	621
90192090	OTHER THERAPEUTIC RESPIRATION APPARATUS	2,526	1,096
90211000	ORTHOPAEDIC/FRACTURE APPLIANCES	40,930	10,439

PCT CHAPTER WISE BREAKUP OF EXPORTS

Rs. In Thousands

HSCODE	COMMODITY	Jul-Jun	Jul-Jun
		2019-20	2020-21
	OPTICAL,PHOTOGRAPHIC,CINEMATOGRAPHIC,MEASURING,MEDICAL OR SURGICAL INSTRUMENTS AND APPARATUS,PARTS AND ACCESSORIES		
90212100	ARTIFICIAL TEETH	2,861	11,685
90212900	OTHER; DENTAL FITTINGS	299,228	369,904
90213900	OTHER ARTIFICIAL PARTS OF BODY	7,765	10,095
90219000	OTHER;APPLIANCES WORN/CARRIED/IMPLANTED IN BODY TO COMPENSATE DEFECT/DISABILITY	829	1,860
90221300	OTHER, APPARATUS X-RAY DENTAL USES	-	407
90221400	OTHER ,X-RAY APPARATUS FOR MEDICAL,SURGICAL	19,597	6,896
90222100	APPARATUS FOR USE OF ALPHA,BETA RADIATIONS	42,493	147,981
90222900	APPARATUS FOR ALPHA,BETA GAMMA RADIATIONS	139	-
90230000	APPARATUS,INSTUMENT,DESIGNED FOR DEMONSTRATIONAL PURPOSES	37,785	48,028
90241000	HARDNESS/STRENGTH/COMPRESSIBILITY TESTING MACHINES & APPLIANCES	29	-
90248000	OTHER,HARD,STRENGTH,COMPRESSIBILITY TESTING MACHINES	1,046	5,069
90249000	PARTS ACCESSORIES OF SUB GROUP 90.24	1,166	-
90251110	THERMOMETERS CLINICAL	663	-
90251190	OTHER,LIQUID-FILLED THERMOMETER	-	11
90251900	OTHER THERMOMETERS/PYROMETERS	2,366	3,626
90258030	TEMPERATURE GUAGES AG -TRACTOR	-	25
90258090	OTHER,INSTRUMENT RECORDING COMBINATION	60	-
90259000	PARTS,ACCESSORIES SUB GROUP- 90.25	-	717
90261090	OTH MEASURIN APPA FOR LIQUIDS	49,006	13,611
90262000	APPARATUS,MEASURING/CHECKING PRESSURE.	465	545
90268000	OTHER,APPARATUS,MEASURING VARIABLES OF LIQUID/GASES	467	156
90269000	PARTS,ACCESSORIES OF SUB GROUP 90.26.	104,316	62,584
90271000	GAS/SMOKE ANALYSIS APPARATUS.	-	1,412
90272000	CHROMATOGRAPHS/ELECTROPHORESIS INSTRUMENTS	-	6,458
90273000	SPECTROMETER,SPECTROPHOTOMETERS & SPECTROGRAPH USING OPTICAL RADIATIONS	-	51
90275000	OTHER,INSTRUMENT USING OPTCAL RADIATION	2,777	20,277
90278000	OTHER,INSTRUMENT FOR PHYSICAL OR CHEMICAL ANALYSIS	1,906	35,698
90279000	MICROTOMES;PARTS/ACCESSORIES APPARATUS-90.27	1,633	62
90281000	GAS METERS	664	-
90283000	ELECTRICITY METERS	-	93
90289020	OTHER PARTS FOR ELECTRIC METER	967	-
90289090	OTHER PRODUCTION/CALIBRATING METERS	1,242	79,214
90291090	OTHER; PRODUCTION COUNTERS&LIKE;SPEED INDICATORS&TACHOMETERS	229	80
90299000	PARTS ACCESSORIES OF ARTICLE H- 90.29	-	48
90302000	CATHODE-RAY OSCILLIOSCOPE/OSCILLIOGRAPHS	172	-
90303100	MULTIMETERS	225	3,724
90303320	OTH METERS FOR M-CARS & VEHICL	-	265

PCT CHAPTER WISE BREAKUP OF EXPORTS

Rs. In Thousands

HSCODE	COMMODITY	Jul-Jun	Jul-Jun
		2019-20	2020-21
	OPTICAL,PHOTOGRAPHIC,CINEMATOGRAPHIC,MEASURING,MEDICAL OR SURGICAL INSTRUMENTS AND APPARATUS,PARTS AND ACCESSORIES		
90303390	OTH APPA (MEASURING RADIATION)	2,485	2,330
90303900	O-OSCILLOSCOPE W-RECOD DEVICE	112	-
90304000	OTHER,INSTRUMENT,SPECIALLY DESIGNED FOR TELECOMMUNICATIONS(CROSS TALK METER ETC)	4,610	42,787
90308400	OTH,APPA,WITH RECORDING DEVIC	-	38
90308900	OTHER,INSTRUMENT,MEASURE ELECTRICAL QUANTITIES.	10,270	43,776
90309000	PARTS ACCESSORIES OF SUB GROUP 90.30	1,072	1,229
90311000	MACHINE BALANCING MECHANICAL PARTS	14	-
90312000	TEST BENCHES	-	7,954
90314900	OTHER,OPTICAL INSTRUMENT & APPLIANCES.	58	6,613
90318000	OTHER,INSTRUMENT APPLIANCES & MACHINES.	1,828	712
90319000	PART,ACCESSORIES OF ARTICLE H- 90.31	6,105	26,720
90321090	OTHER THERMOSTAT	1,308	938
90328100	OTHER,INSTRUMENT/APPARATUS HYDRAULIC OR PNEUMATIC	314	1,417
90328920	OTH SWITCHES FOR M-CARS/VEH	-	20
90328990	OTH AUTOMATIC CONT INSTUMENTS	2,058	11
90329000	PARTS,ACCESSORIES OF ARTICLE H- 90.32	6,429	1,895
90330090	OTHER,PARTS ACCESSORIES(NOT ELSEWHERE SPECIFIED)MACHINES/APPLIANCES/APPRAT CH-90	1,655	6,689
	TOTAL OPTICAL,PHOTOGRAPHIC,CINEMATOGRAPHIC,MEASURING,MEDICAL OR SUR	56,698,730	69,819,629
	CLOCKS AND WATCHES AND PARTS THEREOF		
91011900	OTHER,WRIST WATCH,BATTERY POWERED	6	84
91012900	OTHER,WRIST-WATCH,WHETHER OR NOT INCORPORATING STOP-WATCH FACILITY	5	-
91021900	OTHER,WRIST WATCH,BATTERY ,PRECIOUS METAL	-	679
91022100	OTHER,WRIST-WATCH,AUTOMATIC WIND	325	-
91022900	OTHER,WRIST-WATCH,OTHER THAN PRECIOUS METAL	41,409	151,659
91039000	OTHER,CLOCKS WATCH MOVEMENT EXCLUDING CLOCKS OF H-91.04	-	142
91040010	INSTRUMENTAL PANEL CLOCK FOR AIR/SPACE CRAFT.	-	837
91051900	OTHER, ALARAM CLOCK	1,395	4,074
91052900	OTHER, WALL CLOCKS	2,310	9,899
91059100	OTHER,CLOCK ELECTRICALLY OPERATED	1	-
91059900	OTHER, CLOCKS,NOT ELSEWHERE SPECIFIED.	170	367
91069000	OTHER,TIME OR DAY RECORDING APPARATUS	-	1,814
91070000	TIME SWITCHES WITH CLOCK/WATCH	-	35
91099000	OTHER ELECTRICALLY OPERATED CLOCK	-	732
91109000	OTHER,COMPLETE MOVEMENT OF WATCH/CLOCK UN-ASSEMBLED	-	777
91119000	PARTS OF WATCH CASES	514	-
91139000	OTHER,WATCH STRAPS,BANDS & PARTS	-	1,033

PCT CHAPTER WISE BREAKUP OF EXPORTS

Rs. In Thousands

HSCODE	COMMODITY	Jul-Jun 2019-20	Jul-Jun 2020-21
	CLOCKS AND WATCHES AND PARTS THEREOF		
91141000	SPRINGS,INCLUDING HAIR-SPRINGS	-	65
91149000	OTHER;CLOCKS OR WATCH PARTS,NOT SPECIFIED.	-	15
	TOTAL CLOCKS AND WATCHES AND PARTS THEREOF	46,135	172,212
	MUSICAL INSTRUMENTS,PARTS AND ACCESSORIES		
92012000	GRAND PIANOS	-	320
92019000	OTHER,HARPSICHORD OR OTHER KEYBOARD STRINGEDINSTRUMENTS	-	3,440
92021000	PLAYED WITH A BOW	-	232
92029000	OTHER ,STRING MUSICAL INSTRUMENT(E,G GUITARS, VIOLINS,HARPS) ,NOT SPECIFIED.	75,806	90,965
92051000	BRASS-WIND INSTRUMENTS	10,658	4,226
92059000	OTHER,WIND MISICAL INSTRUMENTS(CLARINETS,TRUMPETS,BAGPIPES)	99,786	171,951
92060000	PERCUSSION MUSICAL INSTRUMENTS,DRUM ETC	148,366	160,993
92071000	KEYBOARD INSTRUMENTS,OTHER THAN ACCORDIONS	16	388
92079000	OTHER,MUSICAL INSTRUMENT E.G.GITARS,ACCORDIONS ETC	3,577	3,796
92081000	MUSICAL BOXES	14,157	9,653
92089000	OTHER;MECHANICAL STREET ORGAN/INSTRUMENTS	35,785	47,306
92093000	MUSICAL INSTRUMENT STRINGS	59,822	86,242
92099200	PARTS & ACCESSORIES OF MUSICAL INSTRUMENT H-92.02	24,683	16,645
92099400	PARTS & ACCESSORIES MUSICAL INSTRUMENT H-92.07	586	691
92099900	OTHER;PARTS & ACCESSORIES OF MUSIAL INSTRUMENTS(CARDS PER-FORAT)	11,369	6,587
	TOTAL MUSICAL INSTRUMENTS,PARTS AND ACCESSORIES	484,611	603,435
	ARMS & AMMUNITION, PARTS AND ACCESSORIES		
93019030	MACHINE -GUNS	-	8,290
93019090	OTH MILITARY WEAPONS	2,882	-
93020092	OTH PISTOLS SIGN BARREL,SEMI-A	39	-
93032090	OTH SPORTING, HUNTING -RIFLES	-	252
93039000	OTHER;FIREARMS,DEVICES OPERATED BY FIRING OF AN EXPLOSIVE CHARGE	61	-
93051020	FIRING MECHANI-REVOLVER/PISTOL	6,517	-
93052030	RILFE FRAM&REC, PISTON&O/PARTS	4,193	-
93059900	OTHER PART&ACCESSORIES ARTILERY H93.01 TO 93.04	-	4,471
93063090	OTH,CARTRIDG & PARTS THEREOF.	207,162	311,179
93069000	OTHER;AMMUNITION OF WAR & PARTS.	316,570	371,226
93070000	SWORDS,CUTLASSES,BAYONETS,LANCES & SIMILAR ARMS & PARTS THEREOF	99,129	69,102
	TOTAL ARMS & AMMUNITION, PARTS AND ACCESSORIES	636,553	764,520
	FURNITURE,BEDDING,MATTRESSES,LAMPS AND LIGHT FITTINGS,ILLUMINATED NAME-PLATES,PREFABRICATED BUILDINGS		
94011000	SEATS OF A KIND USED,AIRCRAFT.	219	-

PCT CHAPTER WISE BREAKUP OF EXPORTS

Rs. In Thousands

HSCODE	COMMODITY	Jul-Jun	Jul-Jun
		2019-20	2020-21
	FURNITURE,BEDDING,MATTRESSES,LAMPS AND LIGHT FITTINGS,ILLUMINATED NAME-PLATES,PREFABRICATED BUILDINGS		
94012090	OTH SEATS OF KIND USED FOR VEH	-	3,712
94015200	SEATS OF BAMBOO	8,334	17,950
94015900	OTH SEATS W/N CONVERTIBLE-BED	210	743
94017100	OTHER,SEATS UPHOLSTERED METAL FRAMES	214	3,353
94017900	OTHER SEATS;WITH METAL FRAMES	45,978	788
94018000	OTHER SEATS WITH METAL FRAMES	663	5,915
94019090	OTH SEATS W/N CONVERTIBLE-BED	6	3,533
94021010	DENTISTS' CHAIRS	55	-
94029090	OTHER,MEDICAL,DENTAL,SURGICAL FURNITURE	5,188	3,115
94031000	METAL FURNITURE USED IN OFFICE	9,885	12,064
94032000	OTHER,METAL FURNITURE OTHER THAN OFFICE	67,146	38,869
94035010	WOODEN CABINETS	1,076	5,021
94035020	WOODEN BEDS	11,534	2,602
94035030	OTH FURNITURE & PARTS THEREOF	29,556	35,008
94037000	FURNITURE OF PLASTICS	13,891	41,877
94038200	FURNITURE OF BAMBOO OR RATTAN	-	19
94038300	FURNITURE OF RATTAN	97	7
94038900	OTHER FURNITURE OF CANE, OSIER	2,207	62,483
94041000	MATTRESS SUPPORTS	40,771	367,674
94051010	CHANDELIERS	104	409
94051020	FITTING BASE METAL OF FLOURESCENT TUBES	73	-
94051030	LIGHT FITTINGS WIT LED,SMD,COB	1,819	47
94051090	OTHER ELECTRICAL CEILING & WALL FITTINGS.	20,380	37,523
94052000	ELECTRIC TABLES,DESK,BEDSIDE	198,196	856,433
94054020	OTH LIGHT FITTINGS WIT LED,SMD	192	-
94055090	NON-ELE LAMPS LIHTING FITTING.	-	743
94056000	ILLUMINATED SIGNS,NAMEPLATES AND LIKE	40	1,250
94059190	OTHER,PART OF LAMP FITTING OF GLASS.	13,339	21,736
94059200	PARTS OF PLASTIC H-94.05,NOT ELSEWHERE SPECIFIED	977	-
94059900	OTHER PARTS H-NO.94.05,NOT ELSEWHERE SPECIFIED.	2,311	9,276
94061010	GREEN HOUSES OF WOOD	-	972
94061090	OTH. PRE.FAB. BUILD OF WOOD	-	407
94069020	DAIRY,LIVESTOCK POULTRY SHEDS	11,330	5,132
94069090	OTHER PRE. FABRICATED BUILD	734	1,621
	TOTAL FURNITURE,BEDDING,MATTRESSES,LAMPS AND LIGHT FITTINGS,ILLUMINAT	486,525	1,540,282



PCT CHAPTER WISE BREAKUP OF EXPORTS

Rs. In Thousands

HSCODE	COMMODITY	Jul-Jun 2019-20	Jul-Jun 2020-21
	GRAND TOTAL	181,247,167	275,646,657
	GRAND TOTAL (Million US\$)	1,146.99	1,722.58

Year : 2020-21 1 USD = 160.02 PKR

Year : 2019-20 1 USD = 158.02 PKR

Breakup of Imports

JUL-JUN 2020-21 & 2019-20

PCT CHAPTER WISE BREAKUP OF IMPORTS

Rs. In Thousands

HSCODE	COMMODITY	Jul-Jun	Jul-Jun
		2019-20	2020-21
	IRON AND STEEL		
72011000	NON-ALLOY PIG IRON<0.5% PHOSPHORUS	502,440	1,088,873
72012000	NON-ALLOY PIG IRON>0.5% PHOSPHORUS	214	-
72015000	ALLOY PIG IRON; SPIEGELEISEN	10,257	2
72021100	FERRO-MANGANESE CONTAINING >2% CARBON	859,922	811,851
72021900	OTHER FERRO-MANGANESE	6,190	33,235
72022100	FERRO-SILICON CONTAINING >55% SILICON	364,748	531,785
72022900	OTHER FERRO-SILICON	333,574	475,313
72023000	FERRO-SILICO-MANGANESE	5,750,638	7,416,324
72024100	FERRO-CHROMIUM CONTAINING >4% CARBON	19,351	33,993
72024900	OTHER FERRO-CHROMIUM	16,956	31,693
72027000	FERRO-MOLYBDENUM	15,441	16,987
72028000	FERRO-TUNGSTEN&FERRO-SILICO-TUNGSTEN	3,441	5,279
72029100	FERRO-TITANIUM/FERRO-SILICON TITANIUM	1,012	1,327
72029200	FERRO-VANADIUM	1,057	2,476
72029300	FERRO-NIOBIUM	2,415	1,966
72029900	OTHER FERRO-ALLOYS	4,251	11,788
72031000	FERROUS PRODUCTS BY DIRECT REDUCTION OF IRON ORE	3,058,407	4,883,113
72039000	OTHER FERROUS PRODUCTS	4,846	4,726
72041010	WASTE/SCRAP CAST IRON RE-ROLLABLE	530	-
72041020	WASTE & SCRAP OF AUTOPARTS	192,519	291,212
72041090	OTHER WASTE/SCRAP OF CAST IRON	5	238
72042100	WASTE/SCRAP OF STAINLESS STEEL	345,356	666,239
72042900	WASTE/SCRAP OF OTHER ALLOY STEEL	110	-
72043000	WASTE/SCRAP OF TINNED IRON/STEEL	3,856,970	4,962,341
72044100	OTHER WASTE/SCRAP TURNINGS/SHAVINGS/CHIPS	102,872,006	134,781,615
72044910	OTHER RE-ROLLABLE WASTE /SCRAP	29,340,738	35,799,967
72044920	OTH WASTE&SCRAP OF AUTO PARTS	640,910	2,004,350
72044930	WASTE/SCRAP AUTO PARTS IN PRES	24,861	91,959
72044940	WASTE & SCRAP OF COMPRESSORS	32,160,970	36,549,241
72044990	OTHER WASTE AND SCRAP	70,586,081	82,397,043
72051000	GRANULES OF PIG IRON	74,719	107,458
72052100	POWDERS OF ALLOY STEEL	8,913	10,590
72052900	OTHER POWDER PIG IRON & SPIEGELEISEN IRON/STEEL	59,965	102,254
72061000	INGOTS OF IRON & STEEL.	5,117	648
72069000	OTHER PRIMARY FORM (EXCL H-72.03)	55	628
72071110	BILLETS RECT/SQUAR IRON/NA.STL	54,208	49,443
72071210	OTH BILLETS RECT EXCL SQUA I/S	-	80,774

PCT CHAPTER WISE BREAKUP OF IMPORTS

Rs. In Thousands

HSCODE	COMMODITY	Jul-Jun	Jul-Jun
		2019-20	2020-21
	IRON AND STEEL		
72071290	OTH RECT CROSS SECTION I/NA.ST	20,219	1,828
72071920	BILLETS IRON/NON-ALLOY STEEL	3,301	11,423
72071990	OTHER SEMI FINISHED PRODUCT IRON/STEEL	81,144	28,550
72072020	BILLETS I/NA.STL CARBON .25%/>	-	482
72072090	OTHER SEMI FINISHED PRODUCT IRON/STEEL	247,434	737,544
72081010	COILS SECONDRY QUALITY I/S HR	875	51,103
72081090	OTH COILS NOT FUR WORK I/S HR	265,628	79,114
72082510	OTH C-HR I/S 4.75mm SECON QUAL	-	526
72082590	OTH HR-COIL TH 4.75mm OR MORE	23,322	60,349
72082610	OTH C-HR TH3-4.75mm S-QLTY I/S	-	10,457
72082690	OTH HR COIL TH3-4.75mm I/NA-TS	71,887	91,309
72082710	OTH C-HR I/NA.S TH<3mm SE QLTY	57,607	24,345
72082790	OTH C-HR I/NA.STEEL TH < 3 mm	204,352	48,349
72083610	OTH C-HR I/S TH<10mm SEC-QLTY	76	1,523
72083690	OTH COIL-HR I/NA.STL TH<10 mm	104,297	25,296
72083710	OTH C-HR I/S TH<4.75-10mm S-Q	-	116,887
72083790	OTH C-HR I/NA-S TH< 4.75-10 mm	79,929	381,695
72083810	OTH C-HR I/NA-S TH3-4.75mm S-Q	319,638	90,618
72083890	OTH COIL H-RLLED OF I/NA-STEEL	1,403,612	2,330,966
72083910	OTH C-HR I/NA-S TH<3 mm S-QLTY	13,240	239,655
72083990	OTH COIL-HR I/NA-S TH < 3 mm	62,474,908	76,992,085
72084010	SECONDARY QUALITY HOT ROLLED IRON /NON ALLOY -STEEL	284	1,202
72084090	OTHER SECONDARY QUALITY IRON /NON ALLOY STEEL HOT ROLLED	22,413	4,541
72085110	OTHER SECONDARY QUALITY IRON STEEL -HOT ROLLED THICKNESS>10MM	15,332	11,682
72085190	OTHER HOT ROLLED IRON STEEL PRODUCTS THICKNESS >10MM	177,653	466,983
72085210	OTHER SECONDARY QUALITY IRON/STEEL HOT ROLLED THICKNESS >4.75-10	7,360	17,367
72085290	OTHER HOT ROLLED IRON /STEEL PRODUCTS THICKNESS 4.75-10 MM	50,992	141,016
72085310	OTHER SECONDARY QUALITY IRON/STEEL HOT ROLLED THICKNESS >3-4.75MM	2,944	535
72085390	OTHER IRON /STEEL HOT ROLLED PRODUCTS THICKNESS 3-4.75 MM	50,589	135,073
72085490	OTHER IRON/STEEL PRODUCTS HOT-ROLLED THICKNESS <3 MM	133,397	127,503
72089010	OTHER FLAT-ROLLED PRODUCTS SECONDARY QUALITY HOT ROLLED >600	167,092	648,077
72089090	OTHER FLAT-ROLLED PRODUCTS HOT ROLLED WIDTH >600MM	65,103	7,085
72091510	COIL I/NA-S CR TH 3mm/> S-QLTY	285,571	476,066
72091590	OTH COIL I/NA-S CR TH 3mm OR >	5,774	29,360
72091610	COIL I/NA-S CR TH 1-3mm S-Q	2,558,692	2,931,005
72091690	OTH CR COIL IR / NA-S TH 1-3mm	3,655,779	8,530,289
72091710	COIL CR I/NA-S TH 0.5-1mm S-Q	290,277	325,916

PCT CHAPTER WISE BREAKUP OF IMPORTS

Rs. In Thousands

HSCODE	COMMODITY	Jul-Jun	Jul-Jun
		2019-20	2020-21
	IRON AND STEEL		
72091790	OTH CR COIL I/NA-S TH 0.5-1mm	2,972,969	4,827,734
72091810	COIL CR I/NA-ST TH< 0.5mm S-Q	464,720	1,371,612
72091891	TIN MILL BLACK PLATE <0.3MM	1,698,747	1,582,335
72091899	OTH TIN PLATE <0.5M	578,736	222,402
72092510	SECONDARY QUALITY COLD-ROLLED IRON/STEEL THICKNESS 3MM/MORE	15,159	15,361
72092590	OTHER COLD-ROLLED IRON/STEEL THICKNESS 3MM OR MORE	16,366	32,467
72092610	SECONDARY QUALITY IRON/STEEL COLD-ROLLED THICKNESS >1MMBUT<3MM	48,103	110,779
72092690	OTHER IRON/STEEL COLD-ROLLED THICKNESS >1MM BUT <3MM	657,478	1,048,333
72092710	SECONDARY QUALITY IRON /STEEL COLD-ROLLED THICKNESS 0.5 MM-1MM	12,472	652
72092790	OTHER COLD-ROLLED IRON/STEEL THICKNESS 0.5 MM-1MM	1,790,902	1,652,203
72092810	SECONDARY QUALITY IRON/STEEL COLD-ROLLED THICKNESS <0.5 MM	30,782	-
72092890	OTHER COLD-ROLLED IRON/STEEL THICKNESS < 0.5 MM	27,249	31,794
72099010	SECONDARY QUALITY FLAT-ROLLED PRODUCTS IRON/STEEL WIDTH>600	456,522	1,329,262
72099090	OTHER FLAT/COLD-ROLLED PRODUCTS IRON/STEEL WIDTH >600M	282,949	287,729
72101110	I/S PLAT/COAT TIN 0.5MM/> S-QU	1,149	1,346
72101190	OTH I/STL PLAT/COAT TIN>0.5MM	60,209	18,218
72101210	I/STL PLAT/COAT TIN<0.5MM S-QU	3,407,275	3,548,583
72101290	OTH I/STL PLAT/COAT TIN<0.5MM	1,327,960	1,035,840
72102010	FR I/NA-S P/C LEAD TH600mm S-Q	-	3,713
72102090	OTH FR I/NA-S P/C LEAD 600mm	51	-
72103010	FR I/NA-S ELECTRO P/C ZINC S-Q	516,592	321,490
72103090	OTH FR I/NA-S ELECTRO P/C ZINC	2,783,098	3,228,550
72104110	FR I/NA-S P/C ZINC CORRUGA S-Q	148	43,123
72104190	OTH FR I/NA-S CUROGA P/C ZINC	969	64,971
72104910	OTH FR I/NA-S P/C ZINC S/QLTY	3,810,030	5,075,111
72104990	OTH FR I/NA-S P/C ZINC T 600mm	4,657,447	5,816,511
72105010	F-ROL I/ST COAT CHRO OXIDE S-Q	23,699	63,076
72105090	OTH F-RO I/ST COAT CHRO OXIDE	879,029	1,066,790
72106110	FR I/NA-S P/C ALUM-ZINC AL S-Q	506,391	1,119,079
72106190	OT FR I/NA-S P/C ALUM-ZINC ALY	1,830,577	4,175,656
72106910	OTH FR I/NA-S P/C ALUM S-QUALI	105,755	58,238
72107010	VCM COATED SHEETS OF A THICKNESS 0.5MM/LESS	2,253,434	3,517,740
72107020	FR I/NA-S PLASTIC COT/PAIN S-Q	943,076	1,374,476
72107090	OTHER VCM SHEET PRINTED VARNISHED	7,618,695	9,989,524
72109010	OTH FR I/NA-S PLASTI COTED S-Q	242,677	507,392
72109090	OTH FR I/NA-S PLASTIC COATED/P	212,293	285,579
72111310	SECONDARY QUALITY HOT ROLLED IRON/STEEL 4 FACE WIDTH 150 THICKNESS 4M	809	-

PCT CHAPTER WISE BREAKUP OF IMPORTS

Rs. In Thousands

HSCODE	COMMODITY	Jul-Jun	Jul-Jun
		2019-20	2020-21
	IRON AND STEEL		
72111390	OTHER HOT ROLLED IRON /STEEL PRODUCTS 4 FACE ROLLED THICKNESS 4M	4,309	5,413
72111410	FR I/NA-S HR WD>150 TH4.75 S-Q	87	11,183
72111490	OT FR I/NA-S HR W>150 TH4.75/>	486,059	820,621
72111920	OT FR I/NA-S HR W150 T4mm S-Q	31,238	4,995
72111990	OTHER COLD ROLLED STEEL STRIP	2,728,315	793,043
72112310	FR I/NA-S CR W<600 C.25% S-Q	6,550	2,652
72112390	OTH I/NA-S CR W<600 CARBON.25%	107,411	12,433
72112910	OT FR I/NA-S CR W<600 C.25%S-Q	3,619	14,848
72112920	COLD ROLL STL STRIP TH<0.5MM	36,775	79,682
72112990	OT FR I/NA-S CR W< 600mm C.25%	221,119	206,204
72119010	OTH FR I/NA-S WD<600mm S-QLT	4,041	8,049
72119090	OTH FR I/NA-S W< 600mm NOT P/C	371,289	520,384
72121000	FLAT -ROLLED PRODUCTS IRON/NON ALLOY STEEL PLATED/COATED	14,515	18,942
72122010	FRP I/NA-STL ELE-PL/CO W-ZINK	1,313	881
72122090	OT FR I/S ELE P/C ZINC W<600mm	208,389	153,173
72123010	FR I/NA-S P/C ZINC W<600mm S-Q	12,095	4,171
72123090	OTH FR I/NA-S P/C ZINC W<600mm	240,967	143,043
72124010	FR I/S PLASTIC COT W<600mm S-Q	5,680	5,568
72124090	FR I/S PLASTIC COT W<600mm P-V	409,100	723,784
72125010	FR I/NA-S OTH-WISE P/C S-QLTY	4,713	4,192
72125090	OTH FR I/NA-S OTH-WISE PLA/COT	86,284	136,337
72126010	FR I/NA-S CLAD WD<600mm S-QLTY	190	34,455
72126090	OTH FR I/NA-S CLAD WD< 600mm	3,900	4,482
72131010	BAR&ROD I/NA-S HR(RIBS,GRO)S-Q	-	2,928
72131090	OTHER BARS & RODS, HR, IN IRREGULARLY WOUND COILS OF IRON OR NON-ALLOY STEEL	49,829	101
72132090	OTH BAR&ROD HR FREE CUT STEEL	3,239	-
72139110	OT BAR&ROD HR I/S DIA<14mm S-Q	293	5,014
72139191	OTH BAR&ROD HR I/S DIA<7mm	518,351	364,799
72139199	OTH BAR&ROD HR I/S DIA<14mm	148,657	126,595
72139910	OTH BAR&ROD I/S HR IN-COIL S-Q	871	15,048
72139990	OTH BAR&ROD I/S HR IN-COIL	64,147	189,704
72141010	OTH BAR&ROD I/S HR FORGED S-Q	-	257
72141090	OTH BAR&ROD I/S HR FORGED	358,489	537,634
72142010	OTH BAR&ROD I/S HR FRG RIB S-Q	27,525	216,990
72142090	OTH BAR&ROD I/S HR FRG RIB GRV	941,330	236,731
72143090	OTH B/ROD FREE CUT STL HR	16,781	8,180
72149110	OTH B/ROD I/S HR RECT C.SE S-Q	473	271

PCT CHAPTER WISE BREAKUP OF IMPORTS

Rs. In Thousands

HSCODE	COMMODITY	Jul-Jun	Jul-Jun
		2019-20	2020-21
	IRON AND STEEL		
72149190	OTH B/ROD I/S HR RECT CR.SECT	54	4,841
72149910	OTH B/ROD I/S HR TWISTED S-QUA	4,895	5,364
72149990	OTH B/ROD I/S HR TWISTED ROL	180,828	96,672
72151090	OT B/ROD FRE CUT STL COLD FORM	77,070	122,096
72155010	OTH BAR&ROD I/S COL-FIN S-QLTY	-	3,092
72155090	OTH BAR&ROD I/S COLD-FINISH	21,110	52,115
72159010	OTH BAR&ROD I/NA-S SEC-QUALITY	3,735	354
72159090	OTH BAR&ROD IRON/NON ALLOY-STL	54,220	65,540
72161000	U,I,H SECTIONS HOT-ROLLED HIGH<80MM	49,047	1,015
72162100	L SECTION HOT/ROLLED HEIGHT<80 MM IRON/NON ALLOY STEEL	19,511	95,953
72162200	T SECTION HOT ROLLED HEIGHT<80 MM IRON/NON ALLOY STEEL	-	3,039
72163110	U.SECTION HEIGHT>150MM HOT-ROLLED IRON/NON ALLOY STEEL	10,152	85,993
72163190	OTHER U.SECTION HOT-ROLLED IRON/NON ALLOY STEEL	47,252	146,088
72163210	I SECTION HOT-ROLLED IRON/NON ALLOY STEEL HEIGHT>200 MM	75,889	9,126
72163290	OTHER I SECTION HOT-ROLLED IRON/NON ALLOY STEEL	43,171	1,765
72163310	H SECTION HEIGHT>250MM HOT-ROLLED IRON/NON ALLOY STEEL	77,076	67,234
72163390	OTHER H SECTION HOT-ROLLED IRON/NON ALLOY STEEL	121,037	56,578
72164010	L&T SECTION HOT-ROLLED HEIGHT150M IRON/NON ALLOY STEEL	1,277	26
72164090	OTHER L&T SECTION HOT-ROLLED IRON/NON ALLOY STEEL	8,569	5,880
72165000	OTHER ANGLE/SHAPE SECTION HOT ROLLED	1,209	1,629
72166100	ANGLE/SHAPE SECTION COLD ROLLED	84	28
72166900	OTHER ANGLE/SHAPE SECTION IRON/STEEL COLD- ROLLED	1,198	25,236
72169100	OTHER COLD FORMED IRON/STEEL FLAT ROLLED PRODUCTS	33,703	12,087
72169900	OTHER ANGLE/SHAPE SECTION IRON/STEEL	141,243	61,687
72171000	WIRE OF IRON/STEEL NOT PLATED/COATED	109,039	135,971
72172000	WIRE OF IRON/STEEL PLATED/COATED WITH ZINC	78,095	66,513
72173010	WIRE IRON STEEL PLATED/COATED MAUFACTURING AUTO TYRE	503,656	884,342
72173020	STEEL CORD WIRE OF SPECIFICATION SWG 20-34	26,002	37,451
72173090	OTHER PLATED/COATED IRON/STEEL WIRE WITH OTHER BASE-METAL	63,945	12,079
72179000	OTHER WIRE OF IRON/NON-ALLOY-STEEL	359,099	453,949
72181000	INGOTS & OTHER PRIMARY FORMS STAINLESS STEEL	-	90
72189100	OTHER INGOTS-RECTANGULAR STAINLESS STEEL	221	-
72189900	OTHER SEMI-FINISHED PRODUCTS STAINLESS STEEL	488	1,662
72191100	FLAT ROLLED PRODUCTS STAINLESS STEEL HOT ROLLED THICKNESS>10MM	1,101	1,407
72191200	COILS STAINLESS STEEL-HOT ROLLED THICKNESS >4.75-10MM	49,460	39,139
72191300	COILS STAINLESS STEEL-HOT ROLLED THICKNESS >3MM-4.75MM	91,348	38,674
72191400	COILS STAINLESS STEEL-HOT ROLLED THICKNESS>3MM	29,676	23,082

PCT CHAPTER WISE BREAKUP OF IMPORTS

Rs. In Thousands

HSCODE	COMMODITY	Jul-Jun	Jul-Jun
		2019-20	2020-21
	IRON AND STEEL		
72192100	COILS STAINLESS STEEL HOT ROLLED THICKNESS>10MM	38,761	93,242
72192200	COILS STAINLESS/STEEL HOT RROLLED THICKNESS >4.75-10MM	9,661	42,214
72192310	COIL S-STL W-700mm/>,TH-<4mm	6,203	17,525
72192390	OTH COIL,S-STL,TH-3mm-4.75mm	85,748	25,746
72192410	COIL S-STL W-700mm/>,TH-<3mm	5,345	-
72192490	OTH COIL,STAINLESS-STL,TH<3mm	27,839	32,414
72193100	COILS STAINLESS STEEL COLD ROLLED THICKNESS >4.75 MM	49,973	98,218
72193210	COIL,S-STL,TH-4mm,W-700mm,CR	3,984	10,471
72193290	OTH COIL,S-STL,TH-3-4.75mm,CR	236,416	233,949
72193310	COIL S-STL,TH-1-3mm W-700mm,CR	20,813	25,928
72193390	OTH COIL S-STL,TH-1-3mm ,CR	1,970,818	3,353,190
72193410	CL,S-STL,TH-0.5-1mm,W-700mm,CR	19,800	60,083
72193490	OTH COIL,S-STL,TH-0.5-1mm,CR	2,294,754	3,573,391
72193510	COIL,S-STL,TH-<.5mm,W-700mm,CR	41,504	125,676
72193590	OTH COIL,S-STL,TH-<.5mm,CR	4,367,499	6,892,118
72199010	O SHET CIR SHAPE ALL SIZE S-ST	3,186,838	4,741,108
72199090	OTH FRP S-STL W 600 mm OR MORE	4,227,488	4,818,992
72201100	FLAT ROLLED STAINLESS STEEL HOT ROLLED THICKNESS >4.75MM	14,742	15,645
72201210	FRP,S-STL,W< 600mm,TH 4 mm,HR	78,001	19,009
72201290	OTH FRP,S-STL,W< 600 mm,HR	149,777	31,325
72202010	FRP,S-STL,W< 600mm,TH 4 mm,CR	87,248	41,580
72202090	OTH FRP,S-STL,W< 600mm,CR	781,537	930,695
72209010	OTH FRP,S-STL,W< 600mm,TH 4 mm	283,908	52,680
72209090	OTH FRP,S-STL,W< 600 mm	801,780	1,163,130
72210090	OTH BARS&RODS,HR, IWC,S-STL	11,857	41,646
72221100	BAR/ROD STAINLESS STEEL NOT FURTHER WORKED THAN HOTROLLED CIRCULAR CROSS SECTION	274,480	441,117
72221900	OTHER BAR/ROD STAINLESS STEEL NOT FURTHER WORKED THAN HOT DRAWN	67,096	26,180
72222000	BAR/ROD STAINLESS STEEL NOT FURTHER WORKED THAN COLD FORMED,COLD FINISHED	109,171	118,927
72223000	OTHER BAR/ROD OF STAINLESS STEEL	359,996	405,901
72224000	ANGLE/SHAPES&SECTION STAINLESS STEEL	94,535	36,218
72230000	WIRE OF STAINLESS STEEL	432,318	580,840
72249000	OTHER SEMI-FINISHED PRODUCTS OTHER ALLOY STEEL	3,879	24,150
72251100	GRAIN-ORIENTED SILICON ELECTRICAL STEEL	2,578,184	3,019,288
72251900	OTHER FLAT ROLLED PRODUCTS SILICON ELECTRICAL STEEL	1,226,004	1,494,937
72253000	OTH NFW HOT/ROLLED IN COILS	36,372,358	61,007,092
72254000	OTHER NOT FURTHER WORKED THAN HOT/ROLLED NOT IN COIL	2,092,698	3,261,570
72255000	OTHER ALLOY STEEL NOT FURTHER WORKED THAN COLD ROLLED (COLD-REDUCED)	476,829	1,079,382

PCT CHAPTER WISE BREAKUP OF IMPORTS

Rs. In Thousands

HSCODE	COMMODITY	Jul-Jun	Jul-Jun
		2019-20	2020-21
	IRON AND STEEL		
72259100	OTHER FLAT ROLLED PRODUCTS ELECTROLYTICALLY ZINC PLATED OR COATED	986	42,499
72259200	FLAT ROLLED PRODUCTS OTHER WISE ZINC PLATED OR COATED	103,610	98,265
72259900	OTHER FLAT ROLLED PRODUCTS OTHER ALLOY STEEL	2,752,994	3,034,445
72261100	GRAIN-ORIENTED SILICON ELECTRICAL STEEL	-	204,623
72261900	OTHER FLAT ROLLED PRODUCTS SILICON ELECTRICAL STEEL	79	426
72262000	FLAT ROLLED PRODUCTS HIGH SPEED STEEL	-	858
72269100	OTHER FLAT ROLLED PRODUCTS NOT FURTHER WORKED THAN HOT ROLLED	2,559,948	142,680
72269200	OTHER FLAT ROLLED PRODUCTS NOT FURTHER WORKED THAN COLD ROLLED	567,905	489,286
72269900	OTHER FLAT ROLLED PRODUCTS OTHER THAN ALLOY STEEL	178,083	14,449
72271000	BAR/ROD OF HIGH SPEED STEEL	-	356
72279010	BAR/ROD H/ROLL W/COIL A/ST<7MM	4,804,145	7,469,745
72279090	OTH BAR/ROD H/ROLL W/COIL A/ST	2,725,799	3,443,578
72281000	BAR/RODS OF HIGH SPEED STEEL	1,793	20,028
72282010	SPRING STEEL(SUP-9&EQUIVALENT)	-	98
72282090	OTHER BAR/RODS OF HIGH SPEED STEEL	126,187	40,615
72283010	CASE HARDENING STEEL	-	924
72283090	OTHER BAR,RODS OF ALLOY STEEL HOT ROLLED	297,108	175,353
72284000	OTHER BAR/ROD NOT FURTHER WORKED THAN FORGED	50,793	97,117
72285000	OTHER BAR/ROD NOT FURTHER WORKED THAN COLD FORMED,COLD FINISHED	58,475	19,740
72286000	OTHER BAR/ROD ALLOY STEEL NES	138,277	53,675
72287000	ANGLES, SHAPES AND SECTIONS	378,019	266,858
72288000	HOLLOW DRILL BARS AND RODS	284	6,105
72292000	WIRE OTHER ALLOY STEEL SILICO MANGANESE	320	164
72299000	OTHER,WIRE OF OTHER ALLOY STEEL	330,502	614,610
	TOTAL IRON AND STEEL	451,641,983	584,454,862
	ARTICLES OF IRON AND STEEL		
73011000	SHEET PILING IRON AND STEEL	91,741	1,137,317
73012000	ANGLE SHAPES & SECTIONS OF IRON/STEEL	59,673	22,862
73021000	RAILS	495,236	652,139
73023000	SWITCH BLADES, CROSSING FROGS, OTHER CROSSING PIECES	-	161
73024000	FISH-PLATES AND SOLE PLATES	5,901	5,685
73029000	OTHER MATERIALS JOINTING RAILS	10,411	6,136
73030000	TUBE/PIPE,HOLLOW PROFILE CAST IRON	9,223	82,618
73041100	L.P FOR OIL&GAS S-STL SEAMLESS	171,291	81,244
73041900	OTH LINE PIPE I/S FOR OIL&GAS	5,165,737	2,987,081
73042200	DRILL PIPE S-STL DRILL OIL/GAS	454	8,184

PCT CHAPTER WISE BREAKUP OF IMPORTS

Rs. In Thousands

HSCODE	COMMODITY	Jul-Jun	Jul-Jun
		2019-20	2020-21
	ARTICLES OF IRON AND STEEL		
73042300	OTH DRILL PIPE I/S FOR OIL&GAS	1,897,733	1,133,183
73042400	OTHER PIPE OF STAINLESS STEEL	165,229	257,547
73042900	OTHER CASTING,TUBEING PIPE DRIL OIL/GAS	7,242,169	3,841,320
73043100	OTHER CIRCULAR CROSS SECTION IRON NON ALLOY COLD ROLLED STEEL	1,098,968	1,436,048
73043900	OTHER CIRCULAR CROSS SECTION IRON NON ALLOY STEEL	2,046,517	2,020,059
73044100	OTHER CIRCULAR, CROSS STAINLES STEEL REDUCED	307,936	205,268
73044900	OTHER CIRCULAR CROSS SECTION STAINLESS STEEL	1,779,112	955,511
73045100	OTHER CIRCULAR CROSS ALLOY COLD DRAWN	12,163	86,512
73045900	OTHER CIRCULAR CROSS ALLOY STEEL	122,304	169,540
73049000	OTHER SEAMLESS TUBE/PIPE HOLLOW PROFILES	1,031,837	1,556,551
73051100	LINE PIPE USED OIL/GAS WELDED	1,151	26,419
73051200	OTHER LINE PIPE USED OIL GAS WELDED	-	712
73051900	OTHER LINE PIPE USED OIL/GAS PIPE LINES	606	549,795
73052000	CASING FOR DRILLING,OIL/GAS	261,052	38,719
73053100	OTHER, LONGITUDINALLY WELDED	266,816	48,439
73053900	OTHER, WELDED TUBES AND PIPES	3,401	3,517
73059000	OTHER, TUBES AND PIPES	46,447	630,578
73061100	L.P-WELDED OF STA-STL(OIL/GAS)	5,995	11,130
73061900	OTH-LINE PIPE O/G PIPELINE I/S	1,030,147	769,198
73062100	CAS/TUB WELDED LINE PIPE STA-S	1,456	-
73062900	O-CASING/TUB LINE PIPE O/G I/S	159,625	39,220
73063010	COPPER COATED MILD STEEL TUBES 6.5MM DIA	21,770	25,081
73063090	OTHER WELDED CIRCULAR CROSS SECTION IRON STEEL	706,580	412,821
73064000	OTHER WELDED CIRCULAR CROSS SECTION STAINLESS STEEL	774,723	834,697
73065000	OTHER WELDED CIRCULAR CROSS-SECTION STAINLESS STEEL	383,152	412,718
73066100	O-TUBE,PIPE WELD SQUARE C-SEC	164,201	28,955
73066900	TUBE/PIPE WELD OF OTH C.C-SEC	467	-
73069000	OTHER TUBE PIPE/HOLLOW PROFILES,IRON/STEEL	225,022	144,576
73071110	TUBE/PIPE CAST FITINGS MR-175	753	17,011
73071190	OTHER TUBE/PIPE FITING CAST IRON	48,964	50,184
73071910	OTHER TUBE/PIPE FITING IRON/STEEL	20,327	4,819
73071920	SEMI FINISHED MALLEABLE IRON PIPE FITTING	55,035	79,818
73071990	OTHER MALLEABLE IRON PIPE FITTING	512,970	754,030
73072100	FLANGES, OF STAINLESS STEEL	322,886	292,747
73072200	THREADED EIBOWS,BENDS,SLEEVES STAINLESS STEEL	76,057	84,654
73072300	BUTT WELDING FITTING STAINLESS STEEL	476,627	140,515
73072900	OTHER TUBE,PIP FITTING STAINLESS STEEL	770,458	842,676

PCT CHAPTER WISE BREAKUP OF IMPORTS

Rs. In Thousands

HSCODE	COMMODITY	Jul-Jun	Jul-Jun
		2019-20	2020-21
	ARTICLES OF IRON AND STEEL		
73079110	OTH FLANGES AIR-P AGRI-TRACTOR	-	421
73079120	OTH FLANGES FOR M-CARS&VEHI	9,509	4,596
73079190	OTH FLANGES OF IRON & STEEL	196,609	287,381
73079200	THREADED EIBOWS,BENDS/SLEEVES IRON/STEEL	101,767	66,568
73079300	BUTT WELDING FITTING IRON/STEEL	409,889	311,527
73079900	OTHER TUBE,PIPE FITTING IRON STEEL NEC	2,580,368	1,623,324
73081000	BRIDGES AND BRIDGE-SECTIONS	-	722,365
73082000	TOWERS AND LATTICE MASTS	15,426,214	11,025,090
73083000	DOORS,WINDOWS/FRAMES,THRESHHOLD FOR DOORS	1,011,996	353,238
73084000	EQUIPMENT FOR SCAFF FOLDING SHUTTERING PROPPINGS FOR PITPROPPINGS	73,919	280,972
73089010	PILLARS ETC FOR STRUCTURS I/S	61,050	361,464
73089020	OTH GANGWAYS,GIRDERS,HANGERS	27,733	47,159
73089090	OTH COLUMNS ETC FOR STRUCT I/S	11,001,046	7,878,508
73090000	RESERVOIRS,TANKS,VATS SIMILAR CONTAINERS FOR ANY MATERIAL	81,187	468,674
73101000	TANKS,CASKS,DRUMS,CANS,BOX OF CAPACITY >50	399,536	206,241
73102100	CANS,CLOSED BY SOLDERING/CRIMPING CAPACITY<50	143,587	270,786
73102900	OTHER TANK,CASK,DRUM,BOX CAPACITY<50	1,211,943	2,177,653
73110010	CONTAINERS FOR CNG OF IRON/STL	8,195	-
73110020	CONTAINERS FOR LPG OF IRON/STL	98,594	96,545
73110030	CONTAINERS FOR CRYOGENIC I/STL	233,383	434,549
73110040	CONT FOR AEROSOL PRODUCT I/STL	683,154	826,627
73110090	OTH CONT FOR LIQEID/GAS OF I/S	286,438	1,080,496
73121010	IRON AND STEEL WIRE	408,132	412,211
73121020	IRON AND STEEL ROPE	431,925	508,348
73121090	OTHER IRON AND STEEL CABLE	354,831	181,021
73129010	OTHER STEEL CORD USE IN TYRE MANUFACTURING	89,368	196,572
73129090	OTHER STANDARD WIRE,ROPE&CABLE	99,058	21,422
73130000	BARBED WIRE OF IRON/STEEL TWISTED HOOP	12,494	31,465
73141200	ENDLESS BANDS FOR MACHINERY OF STAINLESS STEEL WOVEN CLOTH	7,345	15,423
73141400	OTHER WOVEN CLOTH OF STAINLESS STEEL	66,397	112,594
73141910	STEEL CORD FABRIC USED IN MANUFACTURING TYRE	39	15
73141920	OTH ENDLES BAND FOR MACHINERY	10,768	27,096
73141990	OTHER WOVEN CLOTH OF STEEL	88,413	12,488
73142000	GRILL NETTING FENCING WELDED DIMENSION=3MM; MESH SIZE 100CM(SQUARE)	54,443	16,779
73143100	OTHER GRILL NETTING FENCING WELDED COATED WITH ZINC	198,786	262,321
73143900	OTHER GRILL NETTING FENCING AT INTER SECTION	131,603	227,921
73144100	OTHER CLOTH GRILL NETTING FENCING PLATED/COATED WITH ZINC	127,086	36,585

PCT CHAPTER WISE BREAKUP OF IMPORTS

Rs. In Thousands

HSCODE	COMMODITY	Jul-Jun	Jul-Jun
		2019-20	2020-21
	ARTICLES OF IRON AND STEEL		
73144200	OTHER CLOTH GRILINGL NETTING FENCING PLATED/COATED WITH PLASTICS	28,385	16,057
73144900	OTHER CLOTH GRILL NETTING /FENCING	133,998	471,185
73145000	EXPANDED METAL OF IRON OR STEEL	7,035	9,746
73151110	ROLLER CHAIN FOR VEHICLES Ch87	559,861	682,556
73151120	CHAIN FOR BICYCLES H-87.12 I/S	8,089	61,213
73151190	OTHER ROLLER CHAIN	292,689	258,721
73151200	OTHER CHAIN, ARTICULATED LINK	459,607	546,708
73151910	ADJUSTER FOR CHAIN VEH H-87.11	638	9,559
73151920	OTH PATS OF CHAIN M-CARS&VEHIC	1,224,657	1,846,537
73151990	OTH PATS OF ROLLER CHAIN I/S	24,871	47,499
73152000	SKID CHAIN	5,196	2,499
73158100	OTHER CHAIN, STUD-LINK	911	2,301
73158200	OTHER, WELDED LINK	59,384	17,316
73158900	OTHER CHAIN	63,357	39,452
73159000	OTHER PARTS	19,387	38,065
73160000	ANCHORS,GRAPNELS PARTS IRON/STEEL	56,386	33,292
73170010	NAILS OF IRON OR STEEL	226,513	923,299
73170020	TACKS OF IRON OR STEEL	7,118	15,707
73170030	DRAWING PINS OF IRON OR STEEL	960	3,895
73170090	OTHER ARTICLES OF IRON OR STEEL	89,287	148,659
73181100	COACH SCREW IRON/STEEL THREADED	2,677	1,721
73181200	OTHER WOOD SCREW IRON/STEEL THREADED	31,758	61,509
73181300	SCREW HOOKS,SCREW,RINGS,RIVETS OF IRON/STEEL	18,088	51,360
73181400	SELF-TAPPING SCREWS, THREADED	137,687	217,532
73181510	HIGH TENSILE SCREW&BOLT IRON/STEEL	324,125	303,748
73181520	U BOLTS LEAF SORINGS VEH CH-87	15,164	25,686
73181590	OTHER SCREW&BOTLS IRON/STEEL	2,633,700	1,806,338
73181610	HIGH TENTION NUTS IRON/STEEL	41,458	31,724
73181620	WHEEL NUTS FOR VEHI OF CHAP-87	16,399	54,232
73181690	OTHER NUTS THREADED OF IRON/STEEL	533,652	726,347
73181900	OTHER BOLT,NUT,WASHER,RIVET IRON/STEEL TH	959,580	170,603
73182110	SPRING/LOCK WASHER HIGH-TENSILE	3,665	11,422
73182190	OTHER SPRING WASHER/LOCK WASHER	31,466	29,280
73182210	THURST WASHER FOR VEHICLE H87	5,678	12,908
73182220	WASHER KICK START KNUCK V.HD8	585	256
73182290	OTH WAHSERS	191,911	204,260
73182300	RIVETS, NON-THREADED	71,650	59,853

PCT CHAPTER WISE BREAKUP OF IMPORTS

Rs. In Thousands

HSCODE	COMMODITY	Jul-Jun	Jul-Jun
		2019-20	2020-21
	ARTICLES OF IRON AND STEEL		
73182400	COTTERS/PINS NON THREADED IRON STEEL	20,135	44,973
73182900	OTHER COACH SCREW,BOLTS,NUT IRON STEEL	384,013	884,369
73194000	SAFETY PINS & OTHER PINS	44,056	54,095
73199010	SEWING,DARNING/EMBROIDRY NEDLS	50,760	66,183
73199090	OTH KNITTING NEDLS,CRO HOOKS	43,215	50,360
73201010	LEAF-SPRING&LEAF M-CAR,H-8703	10,530	1,140
73201020	LEAF-SPRING&LEA,VEH,H-8701,2,4	1,957	8,012
73201030	COMP VEH HD87.11 SPRING FRONT	40,544	52,583
73201090	OTH LEAF-SPRING&LEAF I/S	87,226	108,455
73202000	HELICAL SPRINGS	98,392	155,311
73209010	SPRING,LEAVES USED IN MANUFACTURE OF VIDEO CASSETTES	60	19
73209020	CONT SPRI HYD LIFT AGR-TRACTOR	2,724	5,722
73209090	OTHER, SPRING AND LEAVES.	314,760	447,192
73211111	COOKING RANGES CKD/SKD	43,271	50,884
73211119	OTHER COOKING RANGES	60,487	29,807
73211190	OTHER COOKING APPLIANCES&PLATE WARMERS GAS	174,430	151,178
73211200	COOKING APPLIANCES/PLATE WARMERS LIQUID FUEL	1,680	2,401
73211900	O-COKING APPLI INCL SOLID FUEL	4,456	4,005
73218100	OTHER APPLIANCES FOR GAS & OTHER FUELS	13,119	10,658
73218200	OTHER APPLIANCES FOR LIQUID FUEL	137	30,850
73218900	OTH APPL INCL APPLI SOLID FUEL	5,996	15,457
73219000	PARTS OF IRON/STEEL,COOKING APPLIANCES & PLATE WARMERS	355,572	480,052
73221100	RADIATORS/PARTS CAST IRON E-EL	97	8,492
73221900	OTHER RADIATOR AND PARTS THEREOF	29,725	44,800
73229010	AIR HEATERS&HOT AIR DISTRIBUTORS	210	507
73229090	OTHER PARTS OF RADIATORS	5,154	20,495
73231000	IRON/STEEL WOOL,POT SCOURERS ETC	338,571	341,629
73239100	OTHER BUCKETS OF CAST IRON NOT ENAMELLED	11,451	7,015
73239200	OTHER HOUSE HOLD ARTICLES CASTIRON ENAMELLED	5,622	9,943
73239300	OTHER DOMESTIC UTENSILS STAINLESS STEEL	70,685	105,987
73239400	OTHER DOMESTIC UTENSILS IRON/STEEL	182,113	347,545
73239900	OTHER HOUSE HOLD ARTICLES, PARTS THEREOF	521,519	388,952
73241010	SINKS OF STAINLESS STEEL	228,679	396,835
73241020	WASH BASINS OF STAINLESS STEEL	677	1,791
73242100	BATH TUBS CASTIRON WHETHER OR NOT ENAMELLED	9,314	33,898
73242900	OTHER BATH,SINK,WASH-BASIN ENAMELLED IRON	197,015	283,211
73249000	OTHER, INCLUDING PARTS	276,792	357,862

PCT CHAPTER WISE BREAKUP OF IMPORTS

Rs. In Thousands

HSCODE	COMMODITY	Jul-Jun	Jul-Jun
		2019-20	2020-21
	ARTICLES OF IRON AND STEEL		
73251000	OTHER CAST ARTICLES IRON/STEEL OF NON MALLEABLE CAST IRON	97,152	56,433
73259100	GRINDING BALLS & SIMI ARTICLES FOR MILLS	82,828	31,243
73259900	OTHER CAST ARTICLES OF IRON/STEEL NES	407,126	543,785
73261100	GRINDING BALLS & SIMILAR ARTICLES FOR MILLS	6,028	32,641
73261910	FORGING OF CRANK SHAFT	621,722	599,230
73261920	FORGING SURGICAL/DENTAL INSTRUMENTS	76,659	198,165
73261930	STEEL FORGINGS EXCE 150KG I/S	3,894	38,639
73261990	OTHER ARTICLES FORGED/STAMPED NOT FURTHER WORKED NES	763,099	819,936
73262000	ARTICLES OF IRON OR STEEL WIRE	105,104	61,550
73269010	OTHER XRAY FILM HANGERS	10,523	7,100
73269020	OTHER STEEL BALLS NOT >1MM DIAMETER	13	43
73269030	OTHER SHOE LASTS	1,320	127
73269040	STL BALLS NOT EXCE 1MM DIA I/S	37,275	45,279
73269050	CLIPS,BRACK ETC.FOR ELE-WIRING	312,460	421,759
73269060	CLAMPS,HOSE CLIPS, HANGERS I/S	295,085	409,646
73269070	COSMETICS/CIGARE CASES ECT I/S	10,384	19,859
73269090	OTHER ARTICLES OF IRON/STEEL FORGED/STAMPED NOT FURTHER WORKED	6,421,449	4,683,431
	TOTAL ARTICLES OF IRON AND STEEL	85,351,965	75,389,019
	COPPER AND ARTICLES THEREOF		
74010000	CEMENT COPPER (PRECIPITATED)	-	1
74020000	UN-REFINED COPPER, COPPER ANODES FOR ELECTROLYTIC REFINING	12,158	8,729
74031100	REFIND COPPER,CATHODES & SECTION	8,629,751	12,387,942
74031200	REFINED COPPER WIRE-BARS	198	-
74031900	OTHER, REFINED COPPER	40,521	41,781
74032100	COPPER-ZINC BASE ALLOYS(BRASS)	315	30,596
74032200	COPPER-TIN BASE ALLOYS(BRONZE)	653	1,277
74032900	OTHER COPPER ALLOYS(OTHER THAN MASTER ALLOYS OF HEADING H-74.05)	1,446	5,463
74040010	BRASS SCRAP	20,100	365
74040090	OTH COPPER WASTE AND SCRAP	5,178,686	9,173,275
74050000	MASTER ALLOYS OF COPPER.	3,790	4,059
74061000	POWDER OF NON-LAMELLER STRUCTURE	17,080	29,522
74062000	POWDER OF LAMELLAR STRUCTURE FLAKES	184,527	250,306
74071010	BARs OF REFINED COPPER	11,135	40,776
74071020	RODS OF REFINED COPPER	29,712	67,017
74071030	TWISTED COPPER BARS OF REFINED COPPER	-	113
74071040	BUS BARS OF REFINED COPPER	523,312	719,421

PCT CHAPTER WISE BREAKUP OF IMPORTS

Rs. In Thousands

HSCODE	COMMODITY	Jul-Jun	Jul-Jun
		2019-20	2020-21
	COPPER AND ARTICLES THEREOF		
74071090	OTHER PROFILES OF COPPER	26,996	27,321
74072100	COPPER BAR,ROD PROFILES OF COPPERER ZINC BASE ALLOYS(BRASS)	78,635	761,573
74072900	OTHER BAR,ROD,PROFILES COPPER ALLOYS	107,850	219,000
74081100	WIRE REFERENCE COPPER MAXIMUM CROSS SECTIONAL DIAMETER >6MM	823,822	2,169,961
74081900	OTHER, WIRE OF REFINED COPPER	521,030	263,945
74082100	WIRE OF COPPER ALLOY ZINC BASE	89,656	378,700
74082200	WIRE OF COPPER ALLOY NICKLE BASE	42,203	22,279
74082900	OTHER WIRE OF COPPER ALLOYS ETC	38,792	45,403
74091100	PLATES,SHEET,STRIP REFINED COPPER COIL	171,573	425,247
74091900	OTHER PLATES,SHEETS &STRIP OF REFINED COPPER	53,286	28,540
74092100	PLATES,SHEETS&STRIPS OF COPPER ZINC BASE COILS	99,475	140,306
74092900	OTHER PLATES/SHEETS/STRIPS COPPER ZINC BASE	60,145	80,582
74093100	PLATES/SHEETS/STRIPS COPPER TIN BASE COILS	-	4,144
74093900	OTHER PLATES/SHEETS/STRIPS COPPER TIN BASE-COILS	9,012	1,601
74099000	PLATES/SHEETS/STRIPS OTHER COPPER ALLOYS NS	3,882	3,381
74101100	FOIL REFINED COPPER NOT BACKED	878,689	1,845,690
74101200	FOIL OF COPPER ALLOYS,NOT BACKED	403,011	770,392
74102100	FOIL OF REFINED COPPER,BACKED	104,792	169,170
74102200	FOIL OF COPPER ALLOYS,BACKED	238	225
74111010	CAPILLARY TUBE 2.25 MM REFINED COPPER	84,491	266,590
74111020	INTERNALLY GROOVED TUBES REFINED COPPER	1,687,493	3,446,235
74111090	OTHER TUBE/PIPE OF REFINED COPPER	1,572,256	2,574,008
74112100	TUB&PIPE COPPER ZINC BASE ALLOYS	5,520	17,949
74112200	TUB&PIPE COPPER NICKLE BASE ALLOYS	12,986	3,526
74112900	OTHER TUBE&PIPE OF OTHER COPPER ALLOYS	4,442	133,397
74121000	COPPER TUBE/PIPE FITTING OF REFINED COPPER	26,236	50,615
74122000	COPPER TUBE/PIPE FITTINGS COPPER ALLOYS	78,140	163,425
74130000	STANDARD WIRE,CABLES PLAIED BANDS-NOT ELECTRICALLY INSULATED	947,549	33,209
74151000	NAILS,TACKS,DRAWING PINS,STAPLES & SIMILAR ARTICLES	2,323	1,504
74152100	WASHERS/INCLUDING SPRING WASHERS NOT THREADED	1,261	1,181
74152900	OTHER NOT THREADED ARTICLES COPPER	21,436	27,382
74153300	OTHER THREADED SCREW,BOLT,NUT COPPER	8,108	10,371
74153900	OTHER THREAD ARTICLES OF COPPER	13,296	13,555
74181000	TABLE,KITCH/OTH HOUSEHOLD ARTI	719	644
74182000	OTHER SANITARY WARE,PARTS COPPER	35,072	14,724
74191000	CHAIN,PARTS THEREOF OF COPPER	206	-
74199100	CAST,MOULDED,STAMPED,FORGED OF COPPER	42,804	66,053

PCT CHAPTER WISE BREAKUP OF IMPORTS

Rs. In Thousands

HSCODE	COMMODITY	Jul-Jun	Jul-Jun
		2019-20	2020-21
	COPPER AND ARTICLES THEREOF		
74199910	COPPER SPRINGS	4,098	11,920
74199990	OTHER, ARTICLES OF COPPER	60,492	62,639
	TOTAL COPPER AND ARTICLES THEREOF	22,775,399	37,017,030
	NICKEL AND ARTICLES THEREOF		
75012000	NICKEL OXIDE SINTERS & OTHER INTERMEDIATE PRODUCTS OF NICKLE METALLURGY	69	404
75021000	NICKEL, NOT ALLOYED	1,108,427	1,741,140
75022000	NICKEL ALLOYS	7,627	13,928
75040000	NICKEL POWDERS AND FLAKES.	52,911	109,334
75051100	BAR,ROD,PROFILES OF NICKLE NOT ALLOYED	15,498	8,410
75051200	BAR,ROD,PROFILES OF NICKLE ALLOYED	11,213	32,299
75052100	WIRE OF NICKEL, NOT ALLOYED	822	2,252
75052200	WIRE OF NICKEL, ALLOYED	20,755	40,351
75061000	PLATES,SHEET,STRIPS,FOIL OF NICKEL NOT ALLOYED	151,951	48,357
75062000	PLATES,SHEET,STRIP FOIL OF NICKEL ALLOYED	86,453	125,367
75071100	TUBE&PIPE OF NICKEL NOT ALLOYED	4,512	296
75071200	TUBE & PIPE OF NICKEL ALLOYED	26,374	30,002
75072000	TUBE OR PIPE FITTING NICKEL	27,355	7,811
75081000	CLOTH,GRILLS & NETTING OF NICKEL WIRE	-	7,765
75089010	NICKEL ROTARY PRINTING SCREEN	883,496	857,100
75089090	OTHER NICKLE ROTARY PRINTING SCREEN	41,649	117,439
	TOTAL NICKEL AND ARTICLES THEREOF	2,439,112	3,142,255
	ALUMINIUM AND ARTICLE THEREOF		
76011000	ALUMINIUM, NOT ALLOYED	5,229,259	5,949,561
76012000	ALUMINIUM ALLOYS	1,351,262	2,605,918
76020010	ALUMINIUM W/SCRAP OF AUTO PART	224,041	92,788
76020090	OTHER ALUMINIUM WASTE OR SCRAP	14,474,741	19,436,546
76031000	POWDER OF NON-LAMELLER STRUCTURE	9,376	8,408
76032000	POWDER OF LAMELLAR STRUCTURE FLAKES	71,544	101,133
76041010	BARS,OF ALUMINIUM, NOT ALLOYED	35,757	118,329
76041090	PROFILES OF ALUMINIUM NOT ALLOYED	71,075	67,648
76042100	HOLLOW PROFILES OF ALUMINIUM ALLOYED	218,177	218,364
76042910	BAR ROD OF ALLUMINIUM ALLOYED	97,730	129,616
76042920	ALUM BAR/ROD NOCLOCK BRAZING	9,609	17,148
76042990	PROFILES OF ALUMINIUM ALLOY	236,171	216,693
76051100	ALUMINIUM WIRE NOT ALLOYED MAXIMUM CROSS SECTIONAL DIAMENSIONS >7MM	7,048	121,732
76051900	OTHER ALUMINIUM WIRE NOT ALLOYED	221,049	223,055

PCT CHAPTER WISE BREAKUP OF IMPORTS

Rs. In Thousands

HSCODE	COMMODITY	Jul-Jun	Jul-Jun
		2019-20	2020-21
	ALUMINIUM AND ARTICLE THEREOF		
76052100	ALUMINIUM WIRE ALLOYED MAXIMUM CROSS SECTIONAL DIAMENSION >7MM	28,103	119,345
76052900	OTHER ALUMINUM WIRE, ALLOYED	436,931	357,880
76061100	RECTANGULAR & SQUARE OF ALUMINIUM NOT ALLOYED	513,749	648,246
76061200	RECTANGULAR/SQUARE ALUMINIUM ALLOYED	2,320,258	3,028,853
76069110	ALUMINIUM SHEET NOT ALLOYS ANODIZED/ POLYURETHENE COATED	74,474	113,269
76069190	OTHER ALUMINIUM SHEET NOT ALLOYED	107,566	183,366
76069210	ALUMINIUM SHEET ANODIZED ALLOYS COATED	237,860	472,410
76069290	OTHER ALUMINIUM SHEET ALLOYS	533,083	207,260
76071100	ALUMINIUM FOIL ROLLED NOT-WORKED/BACKED	4,740,888	5,540,837
76071910	ADHESIVE TAPE	99,597	142,044
76071920	PRINTED ALUM FOIL NOT BACKED	407,310	449,119
76071990	OTHER ADHESIVE TAPE	2,792,177	3,770,385
76072000	ALUMINUM FOIL, BACKED	2,476,382	2,587,259
76081000	TUBE, PIPE OF ALUMINIUM NOT ALLOYED	39,186	18,334
76082000	TUBE, PIPE OF ALUMINIUM ALLOYED	203,603	407,188
76090000	ALUMINIUM TUBE,PIPE FITTINGS (E.G COUPLINGS,EIBOWS,SLEEVES)	77,653	62,306
76101000	DOORS,WINDOW, FRAMS,THRESHOLDS FOR DOORS	448,541	238,253
76109000	ALUMINIUM STRUCTURE & PARTS N.E.S.	1,888,944	440,859
76110000	ALUMINIUM RESERVOIRS,TANKS VATS ETC	820	853
76121000	COLLAPSIBLE TUBULAR CONTAINERS ALUMINIUM	34,579	48,156
76129020	OVAL CANS OF ALUMINIUM	27,691	22,181
76129030	OTH CANS<=400ML W LOGO/BRAND	99,612	9,946
76129040	ROUND CANS ALUMINIUM DIA>45MM	504,119	693,516
76129090	OTHER DRUMS CANS BOXES ALUMINIUM	112,378	107,307
76130010	AEROSOL CANS WITH VALVES&COVERS OF ALUMINIUM	50,258	238,311
76130090	OTHER ALUMINIUM CONTAINERS FOR COMPRESSED/LIQUEFIED GAS	48,938	34,988
76141000	STANDARD WIRE,CABLE,PLAITED BANDS&LIKE OF ALUMINIUM STEEL CORE	4,469,514	169,692
76149000	OTHER STANDARD WIRE,CABLE,PLAITED BANDS&LIKE OF ALUMINIUM NOT ELECTRICALLY INSUL	10,618,116	3,728,126
76151000	TABLE,KITCH,POT POLISHPAD ALUM	197,222	257,153
76152000	SANITARY WARE&PATS OF ALUMINIUM	30,084	12,859
76161000	NAILS,BOLT,NUT,SCREW ETC ALUMINIUM	7,804	8,743
76169100	CLOTH,GRILL,FENCING & NETTING OF ALUMINIUM WIRE	9,897	13,728
76169910	CASINGS&FORGINGS	47,582	17,474
76169920	ALUMINIUM SLUGS	533,668	935,871
76169930	PENCIL FERRULES	4,121	2,793
76169990	OTHER ARTICLE OF ALUMINIUM	1,672,136	363,379
	TOTAL ALUMINIUM AND ARTICLE THEREOF	58,151,683	54,759,228

PCT CHAPTER WISE BREAKUP OF IMPORTS

Rs. In Thousands

HSCODE	COMMODITY	Jul-Jun 2019-20	Jul-Jun 2020-21
	LEAD AND ARTICLES THEREOF		
78011000	REFINED UN-WROUGHT LEAD	698,086	6,206,976
78019100	OTHER UN-WROUGHT LEAD CONTAINING BY WEIGHT ANTIMONY	53,011	465,937
78019900	OTHER UN-REFINED LEAD & LEAD ALLOYED	195,852	487,940
78020000	LEAD WASTE AND SCRAP.	-	70,740
78041900	OTHER , LEAD PLATES	1	12,709
78042000	LEAD, POWDERS AND FLAKES	-	877
78060010	WIRE OF LEAD	5,207	31,568
78060020	LEAD TUBE, PIPE FITTINGS	473	53
78060090	OTHER ARICLES OF LEAD	103,906	6,406
	TOTAL LEAD AND ARTICLES THEREOF	1,056,536	7,283,206
	ZINC AND ARTICLES THEREOF		
79011100	ZINC CONTAINING BY WEIGHT>99.99% NOT ALLOYED	3,454,294	6,025,814
79011200	ZINC CONTAINING BY WEIGHT<99.99% NOT ALLOYED	-	149,330
79012000	ZINC ALLOYS	3,048,733	4,706,486
79031000	ZINC DUST(BLUE POWDER)	27,844	70,263
79039000	OTHER ZINC POWDER AND FLAKES	2,772	286
79040010	ZINC WIRE	34,879	37,439
79040090	OTHER ZINC BARS AND RODS	903	3,945
79050000	ZINC PLATES,SHEET,STRIP & FOIL	785	75
79070010	ZINC SLUGS FOR DRY BATTERY CELL CONTAINERS	203,974	193,118
79070020	ANODES OF ZINC	5,514	17,060
79070090	OTHER, ARTICLES OF ZINC	4,868	6,133
	TOTAL ZINC AND ARTICLES THEREOF	6,784,566	11,209,949
	TIN AND ARTICLES THEREOF		
80011000	TIN, NOT ALLOYED	647,459	1,032,900
80012000	TIN ALLOYS	8,355	7,281
80030000	TIN BAR, ROD, PROFILE AND WIRE	2,509	9,116
80070010	TIN PLAT, SHET,STRIP TH>0.2MM	1,073	627
80070030	TIN TUBE, PIPE AND FITTING	-	3
80070090	OTH ARTICLES OF TIN	876	1,394
	TOTAL TIN AND ARTICLES THEREOF	660,272	1,051,321
	OTHER BASE METALS,CERAMICS,ARTICLES		
81019400	OTHER UN-WROUGHT TUNGSTEN,BARS&ROADS OBTAINED SIMPLY BY SINTERING	189	-
81019600	OTHER WIRE OF TUNGSTEN	31,656	22,444
81019910	BAR/ROD,PLA,SHET,FOIL TUNGSTEN	3,369	1,531

PCT CHAPTER WISE BREAKUP OF IMPORTS

Rs. In Thousands

HSCODE	COMMODITY	Jul-Jun	Jul-Jun
		2019-20	2020-21
	OTHER BASE METALS,CERAMICS,ARTICLES		
81019990	OTH ARTICLES OF TUNGSTEN	4,722	10,570
81021000	MOLYBDENUM POWDERS	-	3,001
81029600	OTHER MOLYBDENUM WIRE	8,184	7,205
81029900	OTHER MOLYBDENUM AND ARTICLES THEREOF	-	4,771
81032000	UNWROUGHT TANTALUM BARS & RODS	18	56
81039000	OTHER TANTALUM & ARTICLES THEREOF	183	-
81041100	UNWROUGHT MAGNESIUM BY WEIGHT 99.8%	62,815	61,569
81041900	OTHER ARTICLES UNWROUGHT MAGNESIUM	8,027	6,186
81043000	RASPIINGS,TUMINGS,ETC MAGNESIUM	25	3,219
81049000	OTHER ARTICLES OF MAGNESIUM	11,406	22,825
81052000	COBALT MATTES& OTHER PRODUCTS	264,126	178,564
81059000	OTHER INTERMEDIATE PRODUCTS OF COBALT	5,037	2,410
81060000	BISMUTH & ATICLES INCLUDING WASTE,SCRAP	988	-
81072000	UNWROUGHT CADMIUM POWDER	-	26,227
81079000	OTHER CADMIUM,WROUGHT & ARTICLES	292	14,233
81082000	UNWROUGHT TITANIUM POWDER	45	711
81089000	OTHER TITANIUM WROUGHT & ARTICLES	54,782	71,255
81099000	OTHER ZIRCONIUM AND ARTICLES	2,645	11,206
81101000	UNWROUGHT ANTIMONY POWDER	302,828	674,624
81109000	OTHER ANTIMONY & ARTICLES THEREOF INCLUDING WASTE&SCRAP	5,902	-
81110000	MANGANESE & ARTICLES INCLUDING WASTE & SCRAP	9,744	95,904
81122100	CHROMIUM UNWROUGHT POWDER	1,838	1,895
81122900	OTHER UNWROUGHT CHROMIUM INCLUDING WASTE	23,267	4,603
81129200	OTH BASE METALS UNWROUGHT,W/S	14	-
81129900	OTHER BASE METAL UNWROUGHT & ARTICLES	1,381	-
81130000	CERMETS & ARTICLE INCLUDING WASTE & SCRAP	114,430	1,283
	TOTAL OTHER BASE METALS,CERAMICS,ARTICLES	917,913	1,226,292
	TOOLS,IMPLEMENTS,CUTLERY,PARTS THEREOF		
82011000	SPADES AND SHOVELS	39,888	52,695
82013000	MATTOCKS, PICKS, HOES & RAKES	1,260	2,872
82014000	AXES,BILL HOOKS & SIMILAR HEWING TOOLS	2,730	1,129
82015000	SECATEURS & ONE-HANDED PRUNERS AND SHEARS	795	402
82016000	HEDGE SHEARS, TWO-HAND PRUNING SHEARS AND SIMILAR TWO HANDED SHEARS	8,441	2,232
82019000	OTHER HAND TOOL AGRICULTURAL,HORTICULTURE OR FORESTRY	5,458	16,361
82021000	HAND SAWS	125,028	134,364
82022000	BAND SAW BLADES	43,017	39,647

PCT CHAPTER WISE BREAKUP OF IMPORTS

Rs. In Thousands

HSCODE	COMMODITY	Jul-Jun	Jul-Jun
		2019-20	2020-21
	TOOLS,IMPLEMENTS,CUTLERY,PARTS THEREOF		
82023100	CIRCULAR SAW BLADES WITH STEEL	319,916	364,378
82023900	OTHER CIRCULAR SAW BLADES; INCLUDING PARTS	76,773	69,563
82024000	CHAIN SAW BLADES	29,762	53,784
82029100	STRAIGHT SAW BLADES,WORKING METAL	1,424	3,740
82029910	GINSAW BLADE	2,003	10,712
82029990	OTHER SAW BLADES	111,168	76,920
82031000	FILES, RASPS & SIMILAR TOOLS	87,328	138,318
82032000	PILERS,PINCERS,TWEEZERS AND SIMILAR TOOLS	472,726	505,403
82033000	METAL CUTTING SHEARS & SIMILAR TOOLS	12,067	18,034
82034000	PIPE CUTTERS,BOLT CROPPERS,PERFORATING PUNCHES AND SIMILAR TOOLS	60,964	91,383
82041100	NON-ADJUSTABLE HAND OPERATED SPANNERS & WRENCHES	480,742	666,706
82041200	ADJUSTABLE HAND OPERATED SPANNERS & WRENCHES	372,873	622,408
82042000	INTERCHAGEABLE SPANNER SOCKETS WITH OR WITHOUT HANDLES	94,046	105,157
82051000	DRILLING,THREADING OR TAPPING TOOLS	35,921	34,062
82052000	HAMMERS AND SLEDGE HAMMERS	78,895	106,646
82053000	PLANES,CHISELS,GUAGES AND SIMILAR CUTTING TOOLS FOR WORKING WOOD	16,765	8,845
82054000	SCREW DRIVERS	208,544	331,865
82055100	OTHER HAND TOOLS HOUSE-HOLD N.E.S.	159,315	334,051
82055900	OTHER HAND TOOL (GLAZIERS DIAMONDS)	331,908	588,276
82056000	BLOW LAMPS	119	-
82057000	VICES, CLAMPS AND THE LIKE	71,568	42,223
82059000	SETS OF ARTICLES OF TWO/MORE OF FORGOING SUB-HEADING	38,104	43,381
82060010	TOOLS FOR M-CARS H-8703 R-SALE	16,387	28,896
82060020	TOOL FOR VEH H-8701,2,4 R-SALE	6,036	218
82060030	OTH TOOLS FOR M-CARS&VEHICLES	35,221	11,921
82060090	OTH TOOLS H-8202,8505 R-SALE	77,512	72,007
82071300	ROCK DRILLING,EARTH BORING TOOLS WITH WORKING PARTS OF CERMETS	101,055	91,954
82071900	OTHER INCLUDING PARTS OF ROCK DRILLING OR EARTH-BORING TOOLS	1,458,219	1,406,147
82072000	DIES FOR DRAWING/EXTRUDING METAL	251,684	489,603
82073000	TOOL FOR PRESSING, STAMPING/PUNCHING	768,283	1,149,595
82074000	TOOLS FOR TRAPPING OR THREADING	39,226	86,323
82075010	TOOL DRILLS OTHER THAN ROCK/PARALLEL OR STRAIGHT SHANK TWIST DRILLS	36,076	41,599
82075090	OTHER TOOL FOR DRILLING OTHER THAN ROCK DRILLING	468,564	625,893
82076000	TOOLS FOR BORING OR BROACHING	25,685	29,624
82077000	TOOLS FOR MILLING	62,205	46,313
82078000	TOOLS FOR TURNING	24,755	62,574
82079000	OTHER INTERCHANGEABLE TOOLS	1,239,340	897,283

PCT CHAPTER WISE BREAKUP OF IMPORTS

Rs. In Thousands

HSCODE	COMMODITY	Jul-Jun	Jul-Jun
		2019-20	2020-21
	TOOLS,IMPLEMENTS,CUTLERY,PARTS THEREOF		
82081000	KNIVES&CUTTING BLADES FOR METAL WORKING	180,999	67,318
82082000	KNIVES CUTTING BLADES FOR WOOD WORKING	27,547	24,798
82083000	KNIVES & CUTTING BLADES FOR KITCHEN APPLIANCES	50,982	78,032
82084000	KNIVES&CUTTING BLADE FOR AGRICULTURAL, HORTICULTURAL OR FORESTRY MACHINES	165,159	224,107
82089010	OTH BLADES/KNIVES PAPER MACH	332,447	352,994
82089020	DIE STEEL CUTTING BLADES	29,814	39,274
82089090	OTH BLADES/KNIVES FOR MACHINE	342,207	356,632
82090000	PLATES STICKS,TIPS AND THE LIKE FOR TOOLS, UNMOUNTED OF CERMET	134,832	127,907
82100000	HAND-OPERATED MECHANICAL APPLIANCES, WEIGHING 10 KG OR LESS	92,165	303,002
82111000	SETS OF ASSORTED ARTICLES	411	545
82119100	TABLE KNIVES HAVING FIX BLADE.	20,431	14,895
82119200	OTHER KNIVES HAVING FIXE BLADES.	126,233	223,490
82119300	KNIVES HAVING OTHER THAN FIX BLADES.	7,225	15,023
82119400	BLADES	11,314	11,139
82119500	HANDLES OF BASE METAL	106	735
82121000	RAZORS	866,193	960,687
82122000	SAFETY RAZOR BLADES,	288,933	544,522
82129000	OTHER PARTS	32,253	85,387
82130000	SCISSORS,TAILOR'S SHEARS & SIMILAR SHEARS AND BLADE	41,335	80,721
82141000	PAPER KNIVES,LETTER OPENERS,ERASING KNIVES, PENCIL SHARPENERS AND BLADES ETC	64,758	60,888
82142000	MANICURE OR PEDICURE SETS AND INSTRUMENTS	32,970	28,809
82149000	OTHER ARTICLES OF CUTLERY .	38,021	130,397
82151000	SETS OF ASSORTED ARTICLE CONTAINING >= 1 ARTICLE PLATED WITH PRECIOUS METAL	-	813
82152000	OTHER SETS OF ASSORTED ARTICLE.	18,706	44,357
82159100	OTHER ASSORTED ARTICLE,NOT INSETS,PLATED WITH PRECIOUS METAL	-	197
82159910	SPOONS	36,418	52,484
82159920	FORKS (CUTLERY)	1,142	679
82159990	OTHER ARTICLE OF KITCHEN.	45,286	36,952
	TOTAL TOOLS,IMPLEMENTS,CUTLERY,PARTS THEREOF	10,887,683	13,372,291
	MISC. ARTICLES OF BASE METALS		
83011000	PADLOCKS	313,822	2,295,694
83012010	DOOR LOCKS VEH-H-8704.3190,11	56,494	61,201
83012090	OTH LOCKS FOR MOTOR VEHICLES	674,984	159,643
83013000	LOCKS FOR FURNITURE	399,086	412,883
83014000	OTHER LOCKS	495,493	702,796
83015000	CLASPS AND FRAMES WITH CLASPS.INCORPORATING LOCKS	1,295	4,227

PCT CHAPTER WISE BREAKUP OF IMPORTS

Rs. In Thousands

HSCODE	COMMODITY	Jul-Jun	Jul-Jun
		2019-20	2020-21
	MISC. ARTICLES OF BASE METALS		
83016000	PARTS OF LOCKS	912,942	1,473,560
83017000	KEYS PRESENTED SEPARATELY	16,709	22,891
83021010	HINGES,VEH-H-8704.2299,8703	983	2,751
83021020	HINGES DOORS VEH,H-8704.2299	110	1,096
83021030	HINGES OTH FOR MOTOR CARS&VEH	63,688	98,198
83021090	OTH HINGES&FITTINGS FOR FURNI	588,797	721,196
83022000	CASTORS	407,075	530,143
83023010	LATCH ASS-DOORS CARS-H-8703,04	7,894	3,923
83023090	OTH FITTINGS FOR M-VEHICLES	11,203	9,013
83024100	OTHER MOUNTING,FITTING SUITABLE FOR BUILDING	30,168	31,642
83024200	OTHER MOUNTING,FITING FURNITURES	1,127,865	1,320,512
83024900	OTHER FITTINGS OF BASE METAL N.S.	835,883	1,161,143
83025000	HAT-RACKS,HAT-PEGS,BRACKET&FIX	23,761	81,010
83026000	AUTOMATIC DOOR CLOSERS	110,435	67,157
83030000	ARMOURED/REINFORCED SAFES, STRONG BOXES AND DOORS ETC OF BASE METAL.	60,634	56,055
83040000	FILING CABINETS,CARD-INDEX CABINET/TRAYS	8,643	36,126
83051000	FITTING FOR LOOSE-LEAF BINDERS	3,475	768
83052000	STAPLES IN STRIPS	208,924	262,448
83059000	OTHER, INCLUDING PARTS	153,113	190,381
83061000	BELLS,GONGS ETC.NON ELECTRIC OF BASE METAL	20,360	30,815
83062100	STATUETTES & OTHER ORNAMENTS BASE METAL	-	424
83062900	OTHER; MIRRORS OF BASE METAL	207,912	268,479
83063000	PHOTOGRAPH,PICTURE OR SIMILAR FRAMES; MIRROR	1,231	2,544
83071000	FLEXIBLE TUBING OF IRON/STEEL	200,635	280,142
83079000	FLEXIBLE TUBING OF BASE METAL	305,831	681,037
83081010	HOOKS OF BASE METAL	434,797	717,435
83081020	EYES & EYE LETS OF BASE METAL	277,883	209,850
83082000	TUBULAR OR BIFURCATED RIVET	23,167	40,720
83089010	CLASPS OF BASE METAL	180	779
83089020	BUCKLE OF BASE METAL	145,667	276,463
83089030	FRAME OF HAND BAG ETC OF BASE METAL	34,692	29,241
83089090	OTHER MADE UP ARTICLE OF BASE METAL PART	177,359	302,404
83091000	CROWN CORKS OF BASE METAL	382	1,171
83099010	ALUM LID CAN OF CARBONAT DRINK	651,409	501,312
83099090	OTHER	709,312	805,408
83100010	NUMB PLATE ASSEMBLY,AGRI-TRACT	269	-
83100020	NUM PLATE ASSEMBLY VEH-H-8711	-	438

PCT CHAPTER WISE BREAKUP OF IMPORTS

Rs. In Thousands

HSCODE	COMMODITY	Jul-Jun	Jul-Jun
		2019-20	2020-21
	MISC. ARTICLES OF BASE METALS		
83100030	NUM PLATE ASSEMBLY OTH M-VEH	28,514	39,277
83100090	OTH SIGN-PLATES, NAME PLATES	44,065	78,842
83111000	COATED ELECTRODE OF BASE METAL	788,375	1,568,642
83112000	CORED WIRE OF BASE METAL FOR ELECTRIC ARC WELDING	102,570	223,364
83113000	COATED RODS & CORED WIRE OF BASE METAL FOR SOLDERING,BRAZING OR WELDING BY FLAME	156,843	191,993
83119000	OTHER WIRE & RODS AGGLOMERATED OF BASE METAL	167,189	98,844
	TOTAL MISC. ARTICLES OF BASE METALS	10,992,118	16,056,081
	MACHINERY/ COMPONENTS		
84013000	FUEL ELEMENT NON-IRRADIATED	21,867,279	-
84014000	PARTS OF NUCLEAR REACTORS	11,356,852	-
84021110	WATER TUBE BOILER STEAM PRODUCTION >45 TON BUT <350 TON PER HOUR	247,110	4,413
84021130	HEAT RECOVERY STEAM GENERATORS	3,859,010	13,118,124
84021190	OTHER STEAM & OTHER VAPOUR GENERATING BOILER	11,511,043	33,431,730
84021200	WATER TUBE BOILER STEAM PRODUCTION <45 TON PER HOUR	333,617	777,833
84021910	FIRE TUBE BOILERS	76,192	173,356
84021920	WASTE HEAT BOILER/HYBRID BOILE	1,250	24,347
84021990	OTHER VAPOUR GENERATING BOILERS,	82,828	306,587
84022000	SUPER-HEATED WATER BOILERS	-	1,161
84029010	PARTS STEAM / VAPOUR BOILER	6,001,911	4,342,362
84029020	PART VAPOUR GEN HYB- BOILER	4,053	400,843
84029090	OTHER PARTS OF BOILER	161,919	197,047
84031000	BOILERS	21,171	39,790
84039000	PARTS CENTRAL HEATING BOILERS	17,752	7,360
84041000	AUXILIARY PLANT FOR BOILER	304,743	5,447,913
84042000	CONDENSERS FOR AUXILIARY PLANT	712,388	3,629,286
84049010	PARTS MASHINE SOOT REMOVER	337,260	285,621
84049090	OTH PARTS VAPOUR POWER UNITS	60,671	171,055
84051000	PRODUCER GAS/WATER GAS GENERATORS	311,895	558,626
84059000	PARTS OF PRODUCER GAS/WATER GAS GENERATORS	24,369	9,787
84061000	TURBINES FOR MARINE PROPULSION	145	-
84068100	OTHER TURBINES OF AN OUTPUT EXCEEDING 40 MW	65,724	25,843,359
84068200	OTHER TURBINES OF AN OUTPUT NOT EXCEEDING 40MW	1,185,197	4,986,589
84069000	PARTS OF STEAM TURBINES	9,474,467	1,157,880
84071000	AIRCRAFT ENGINES	1,294,990	1,134,456
84072100	OUTBOARD MOTORS	214,459	184,995
84072900	OTHER ,MARINE & SPARK IGNITION ROTARY ENGINES	1,218	2,141

PCT CHAPTER WISE BREAKUP OF IMPORTS

Rs. In Thousands

HSCODE	COMMODITY	Jul-Jun	Jul-Jun
		2019-20	2020-21
	MACHINARY/ COMPONENTS		
84073110	RECIPROCA PE 50 CC VEH-H-8711	494	473
84073190	OTH RECIPROC PE 50CC-VEH-CH-87	11,449	1,248
84073210	RECIPRO PE 50-250CC VEH-H-8711	4,996	7,359
84073290	OTH RECIPRO PE 50-250CC VEH	913,838	2,311,041
84073310	RPE 250-1000 CCcH- 8703/8704	43,895	12,656
84073390	OTH-RPE- 250-1000 CC VEH CH-87	108,403	21,811
84073400	PISTON ENGINES CAPACITY EXCEEDING 1000 CC	485,948	1,106,677
84079010	GAS ENGINES	1,058,094	278,663
84079020	ENGINE FOR VEHICLES CH-87	3,181	5,360
84079090	OTHER ENGINES	562,181	1,408,407
84081000	MARINE PROPULSION ENGINES	3,628	29,479
84082010	DIESEL ENG,AGRI-TRACTOR H-8701	144	4,425
84082090	OTH DIESEL / SEMI DIESEL ENGIN	1,160,191	1,528,915
84089000	OTHER ENGINES	2,007,437	3,000,966
84091000	PARTS FOR AIRCRAFT ENGINES	34,761	21,690
84099110	RING FOR PISTON OF VEHICLE CHAPTER 87	476,901	969,397
84099120	CYLINDER FOR VEHICLES OF CHAPTER 87	32,676	21,064
84099130	CYLINDER FOR VEHICLES OF CHAPTER 87	446,163	2,549,721
84099140	CYLINDER HEADS FOR VEHICLES OF CHAPTER 87	8,320,920	6,276,921
84099150	CYLINDER LINER FOR VEHICLES OF CH.87	41,058	25,916
84099191	CNG KITS FOR VEHICLES OF CH-87	418	1,668
84099192	OTH PART FOR GAS ENG H84079010	1,687,189	3,022,373
84099199	OTH KITS FOR VEHICLES OF CH-8	305,153	461,179
84099910	OTHER RING FOR PISTON VEHICLE CH-87	2,128,482	3,679,510
84099920	OTHER CYLINDER FOR VEHICLES OF CH-87	7,139	10,584
84099930	OTHER CYLINDER BLOCKS FOR VEHICLE CH-87	260,330	350,285
84099940	OTHER CYLINDER HEAD FOR VEHICLES CH-87	37,088	43,524
84099991	CNG KITS FOR VEHICLES OF CH-87	5,304	6,631
84099999	OTH PARTS OF ENGINES	2,629,242	2,731,032
84101100	HYDRAULIC,TURBINE,WATER WHEELS AND REGULATORS THEREFORE OF POWER <1000 KW	104,234	93,225
84101200	HYD,TURBN W/WHEEL1000-10000KW	223,128	526,667
84101300	HYDRAULIC TURBINE,W/WHEE>10000	4,774,766	10,301,487
84109010	PARTS FOR MACH HEAD-8410.1100	1,727	-
84109090	OTH PART HYD TURBINE®ULA	2,283,610	2,825,077
84112200	TURBO-PROPELLERS OF POWER EXCEEDING 1100 KW	-	13,240,812
84118100	OTHER GAS TURBINES OF POWER NOT EXCEEDING 5,000KW	1,361,602	1,111,676
84118200	OTHER GAS TURBINES OF POWER EXCEEDING 5,000 KW	3,673,562	955,584

PCT CHAPTER WISE BREAKUP OF IMPORTS

Rs. In Thousands

HSCODE	COMMODITY	Jul-Jun	Jul-Jun
		2019-20	2020-21
	MACHINARY/ COMPONENTS		
84119100	PARTS OF TURBO-JET /PROPELLERS	54	6,015
84119900	OTHER PARTS OF GAS TURBINES	10,831,766	11,998,152
84121000	REACTION ENGINES OTHER THAN TURBO-JETS	1,111	1,585
84122100	LINEAR ACTING (CYLINDERS),HYDRAULIC POWER ENGINES & MOTORS	82,072	303,903
84122900	OTHER HYDRAULIC POWER ENGINES & MOTOR	280,818	333,532
84123100	LINEAR ACTING(CYLINDERS),PNEUMATIC POWER ENGINES & MOTORS	96,159	135,749
84123900	OTHER,PNEUMATIC ENGINES & MOTOR	114,473	216,688
84128010	WIND ENGINES (WIND MILLS).	383	68
84128090	OTHER ENGINES AND MOTOR.	24,861	28,422
84129010	PART MAC H-8412.3900,8412.8010	12,094	23,056
84129020	FOR MACHINES OF HEADING 8412.1000,8412.2100, 8412.2900 & 8412.3100	12,109	11,307
84129030	PARTS OF WIND WHEELS	350	75
84129040	PARTS OF WIND ENGINES	1,533	295
84129050	PARTS OF HOT AIR ENGINES	551	-
84129060	PARTS OF COMPRESSED ARI ENGINE	24,496	-
84129090	OTH PARTS OF ENG / MOTORS	433,897	141,345
84131100	PUMPS FOR DISPENSING FUEL/LUBRICANTS	1,419,295	782,524
84131910	PUMPS FOR DISPENSING CHEMICALS	145,552	195,438
84131990	OTHER PUMPS FOR DISPENSING CHEMICALS	257,571	322,262
84132000	HAND PUMPS NOT WITH MEASURING DEVICE	45,793	129,048
84133010	DIESEL FUEL INJECTION PUMPS FOR VEHICLES OF CH-87	1,425,770	1,652,730
84133020	OIL PUMP ASSEM VEH H-87019020	9,342	51,699
84133030	OIL PUMP ASSEM M-CARS-H-8703	27,223	80,104
84133040	WA-PUMP ICP ENG M-CAR H-8703,4	46,065	52,620
84133050	W-PUMP ICP ENG VEH H-87019020	467,338	619,991
84133090	OTHER PUMPS FUEL/LUBRICATION/COOLING	454,566	296,683
84134000	CONCRETE PUMP FUEL LUBRICATION	138,600	89,116
84135000	OTHER POSITIVE DISPLACEMENT PUMP	329,629	332,020
84136011	GEARED PUMPS FOR CAR/VEH	26,024	26,012
84136019	OTH GEARED PUMPS	199,911	199,933
84136090	OTH ROTARY POS DISP PUMP	236,616	404,335
84137010	SUBMERSIBLE PUMPS	4,533,055	4,849,548
84137090	OTH CENTRIFUGAL PUMPS	8,486,834	5,400,825
84138100	OTH PUMPS	937,887	3,398,737
84138200	LIQUID ELEVATORS	679,773	6,612
84139110	STAINLESS STEEL IMPELLERS OF PUMPS	223,384	334,793
84139120	LASER WELDED CHAMBERS FOR PUMP	76,489	69,125

PCT CHAPTER WISE BREAKUP OF IMPORTS

Rs. In Thousands

HSCODE	COMMODITY	Jul-Jun	Jul-Jun
		2019-20	2020-21
	MACHINARY/ COMPONENTS		
84139130	OTH PARTS GROUT,ETC PUMPS	506,005	798,619
84139140	OTH PART PUMP FILLSTAT/GARAGE	52,635	74,031
84139150	PLUNGER & PUMP PART OF VEH H87	281,233	438,479
84139190	PARTS OF OTHER PUMPS	8,052,343	4,138,470
84139200	PARTS OF LIQUID ELEVATORS PUMPS	116,150	12,624
84141000	VACUUM PUMPS	509,063	669,458
84142000	HAND OR FOOT OPERATED AIR PUMPS	166,834	267,547
84143010	COMPRESSOR USED WITH NON CFC/HCFC GASES	21,999,700	37,118,803
84143020	COMPRESSOR OF VEH CH-87	988,038	1,507,627
84143090	OTHER COMPRESSORS USED IN REFRIGERATING EQUIPMENTS	98,300	76,348
84144000	AIR COMPRESSORS MOUNTED ON A WHEELED CHASSIS FOR TOWING	478,702	380,680
84145110	CEILING FAN	21,382	9,283
84145120	PEDESTAL FAN	4,834	13,993
84145130	TABLE FAN	9,876	31,299
84145140	EXHAUST FAN	85,729	37,935
84145190	OTHER FANS WITH SELF CONTAINED ELECTRIC MOTOR OF OUTPUT NOT EXCEEDING 125W	576,650	768,408
84145910	BLOWERS	132,115	206,502
84145990	OTHER FANS	853,494	2,025,568
84146000	HOODS HAVING A MAXIMUM HORIZONTAL SIDE NOT > 120CM	209,645	233,578
84148010	PISTON TYPE AIR COMPRESSORS	295,227	449,740
84148020	SCREW COMPRESSORS	1,865,858	1,886,038
84148030	CNG COMPRESSORS	438	-
84148040	AIR CURTAINS	33,162	53,073
84148051	TURBO CHARGERS FOR CAR	107,280	224,333
84148059	OTHER TURBO CHARGERS	235,540	168,874
84148090	OTH TABLE,FLOOR,WALL,CEILI FAN	5,204,232	8,753,783
84149010	PART MACH H-84141000,8414.3010	92,707	424,224
84149020	PARTS COMPRESSOR REFRI EQUIP	57,347	95,484
84149090	OTHER PARTS OF H-84.14	3,806,778	5,556,119
84151011	WINDOW/WALL TYP AC IN CKD/SKD	357	13,557
84151019	OTH WINDOW/WALL TYPE AC/SPLIT	149,292	118,779
84151021	S-CON AC/SPLIT IN-OUT UT CKD/S	23,319	215,179
84151029	S-CON AC/SPLIT INER-OUTER UNIT	1,210,394	1,154,045
84151031	TROP MPS MUL-SYS UNIT>5T CKD/S	49,561	153,698
84151039	TROPICAL MPS MUL-SYS UNIT>5TON	800,881	829,530
84151091	OTH AC MACH MOTOR DRIV FAN C/S	23	-
84151099	OTH AC MACH MOTOR DRIVEN FAN	304,168	133,728

PCT CHAPTER WISE BREAKUP OF IMPORTS

Rs. In Thousands

HSCODE	COMMODITY	Jul-Jun	Jul-Jun
		2019-20	2020-21
	MACHINARY/ COMPONENTS		
84152010	AC MACH FOR MOTOR-CARS H-8703	8,345	949
84152090	OTH AC FOR PERSONS USED IN VEH	279,304	15,369
84158110	O-AC INCOR REFR UN VALVE CKD/S	71,168	4,768
84158190	O-AC INCOR REFRI UNIT VALVE-RE	15,584	46,394
84158210	O- AC INCOR REFRIG UNT CKD/SKD	17,159	16,395
84158290	O- AC INCOR REFRIGIRATING UNT	335,366	509,717
84158310	O-AC NOT INCR REFRIG UNT CKD/S	330,075	58,249
84158390	O-AC NOT INCROPO REFRIG UNIT	1,067,869	1,487,890
84159011	EVAPORATOR COATED/ENAM FOR VEH	1,950,156	3,260,506
84159012	EVAPORATORS.FOR VEH-CHAPTER-87	221,501	341,560
84159019	OTH EVAPORATORS	32,587	19,069
84159021	CONDENSORS FOR VEHICLES H87	174,252	335,897
84159029	OTH CONDENSORS	1,756,969	2,737,279
84159030	COVERS INNER BODY AC.MACHINES	2,727,611	3,706,686
84159091	OT AC PART H84152010,20,30,90	1,243,443	1,698,795
84159099	OTH PARTS FOR REFRI/AIRCOND	5,812,736	9,204,354
84161000	FURNACE BURNERS LIQUID FUEL	6,434	18,728
84162000	OTHER FURNACE BURNER INCLUDING COMBINATION BURNERS	659,287	238,311
84163000	MECHANICAL STOKERS GRATES ETC	384,887	2,105,984
84169000	PART OF BURNERS OTHER ARTICLES OF 7412	304,479	307,348
84171010	KILNS (FURNACE OVEN)	476,468	166,152
84171090	OTHER FURNACES AND OVEN	2,601,214	3,637,149
84172000	BAKERY OVENS INCLUDING BISCUIT OVEN	516,157	1,096,398
84178000	OTHER FURNANCE AND OVENS	251,998	352,960
84179000	PARTS OF INDUSTRIAL OR LABORATORY FURNACE	541,129	449,377
84181010	COMB REFRIG-FREEZ W-DOOR CKD/S	1,114	2,750
84181090	COMBINED REFRIG-FREEZE W-DOORS	577,013	1,027,795
84182110	REFRIG H-HOLD COMP TYP CKD/SKD	32,335	11,926
84182190	REFRIGES H-HOLD COMPRESS TYPE	161,301	265,289
84182910	OTH REFRIG H.HOLD TYP CKD/SKD	17,649	-
84182990	OTH REFRIGERATOR HOUSHOLD TYP	8,489	79,517
84183010	FREZERS CHEST TYP-800CAP CKD/S	29,769	208
84183090	FREEZERS CHEST TYPE-800 I CAPA	20,091	29,491
84184010	FREEZER UPRIGHT TYP-900CAP C/S	-	294
84184090	FREEZERS UPRIGHT TYP-900 ICAPA	44,832	47,563
84185000	OTHER REFRIGERATOR/FREEZERS CHEST, CABINET, DISPLAY COUNTERS, SHOW CASES ETC	196,031	262,786
84186100	HEAT PUMPS O/T AIR CONDIT MACH	26,263	7,994

PCT CHAPTER WISE BREAKUP OF IMPORTS

Rs. In Thousands

HSCODE	COMMODITY	Jul-Jun	Jul-Jun
		2019-20	2020-21
	MACHINARY/ COMPONENTS		
84186910	MILK CHILER ABOVE 3000 LTR CAP	28,604	41,029
84186920	REFRIGERATIN MACH WITH ENGIN	5,704	19,741
84186931	WATER DISPENSER CKD/SKD	81	241
84186939	OTH WATER DISPENSER	25,304	35,366
84186940	REFRIG OUT DOOR CABNIT ELEC	1,030,797	1,260,841
84186990	OTH REFRIGERATIN,FREEZING MACH	5,752,537	4,371,825
84189100	FURNITURE REFRIGERATING/FREEZING EQUIPMENT	16,112	6,911
84189910	EVAPORATORS,	2,777,777	4,522,776
84189920	CONDENSORS,	1,267,283	1,928,471
84189930	PARTS MILK CHILLER MACH>3000LT	4,582	843
84189990	OTHER PARTS OF REFRIGERATORS/FREEZERS	1,133,045	1,532,852
84191110	INST GAS WATER HEATER N-EL C/S	54,326	43,401
84191190	OTH INST GAS WATER HEATER N-EL	228,928	204,421
84191910	O-INST STRAGE W.HETER N-EL C/S	136	3,554
84191990	O-INST STRAGE WATER HETER N-EL	64,006	137,304
84192000	MEDICAL SURGICAL LABORATORY STERILISERS	569,341	764,659
84193100	DRYERS AGRICULTURAL PRODUCTS	74,592	334,017
84193200	DRYERS FOR WOOD,PAPER PULP, PAPER OR PAPER BOARD	297,282	156,389
84193900	OTHER DRYERS	1,328,793	1,700,430
84194000	DISTILLING RECTIFYING PLANT	96,548	8,368
84195000	HEAT EXCHANGE UNITS	3,393,745	3,335,695
84196010	MIST ELIMINATOR	12,088	15,624
84196090	OTH MACH FOR LIQUIFYING AIR/GA	1,037,433	693,073
84198100	OTHER MACHINERY PLANT EQUIPMENT FOR HOT DRINKS/COOKING OR HEATING FOOD	450,176	1,934,613
84198910	COOLING TOWERS	641,298	454,091
84198990	OTH MACHINES AND PLANTS	31,798,074	14,771,093
84199010	PART DRYERS,AGRI,AIR GAS MACH	47,685	68,004
84199020	PART DRYERS,DISTILLING PLANT	23,990	155,729
84199090	OTH PARTS MACH,PLANT,LAB EQUIP	1,907,362	2,553,731
84201000	CALENDERING OR OTHER ROLLING MACHINES	187,680	996,995
84209100	CYLINDERS (FOR CALENDERING MACHINE)	19,222	48,778
84209900	OTHER PARTS OF CALENDERING MACHINE	80,101	94,773
84211100	CREAM SEPARATORS	8,564	14,548
84211200	CLOTHES-DRYERS	14,109	38,430
84211900	OTHER CENTRIFUGES INCLUDING DRYER	468,730	663,078
84212100	FILTERING PURIFYING MACHINERY & APPARATUS FOR LIQUIDS	5,249,088	5,184,255
84212200	FILTERING MACHINERY FOR BEVERAGES	27,862	32,463

PCT CHAPTER WISE BREAKUP OF IMPORTS

Rs. In Thousands

HSCODE	COMMODITY	Jul-Jun	Jul-Jun
		2019-20	2020-21
	MACHINERY/ COMPONENTS		
84212310	OIL FILTER M-VEH H-8703,4,8711	269,040	435,331
84212320	OTH FUEL FILTER VEH H-87019020	673	823
84212390	OTH OIL/PETROL FILTERS FOR ENG	600,991	1,380,149
84212900	OTHER FILTER MACHINERY APPARATUS NES	2,570,787	2,000,257
84213110	INTAKE AIR FILT VEH H-8703,11	48,731	52,987
84213190	OT FILTERING/PURIFYING MAH,GAS	744,225	736,026
84213910	FILTER DRIERS USED WITH NON CFC REFRIGERANT GASES	526,326	802,430
84213920	FILTER DRIERS CFC REFRIGERANT GASES	53,510	25,063
84213930	MIST ELEMATOR FILTERING MACHINERY	40,576	108,218
84213940	AIR FILTER FOR PURIFYING GASES	497,018	435,813
84213950	FILTER BAGS FOR GASES	259,857	371,397
84213990	OTHER FILTERING PURIFYING MACHINERY GASES	3,217,519	10,968,333
84219110	PART CREAM SEPARATOR MACH/OTH	296,227	263,631
84219190	OTHER PARTS OF CENTRIFUGES	963,560	1,691,529
84219910	PAR MA H-8412.3910,..3920,..3930	79,770	26,881
84219990	OTH PART PURIFYING MACH L /GAS	1,097,585	3,263,573
84221100	DISH WASHING MACHINE HOUSE TYPE	55,458	153,602
84221900	OTHER DISH WASHING MACHINE OF HOUSEHOLD TYPE	20,331	26,477
84222000	MACHINERY FOR CLEANING OR DRYING BOTTLES OR OTHER CONTAINERS	98,311	108,659
84223000	MACHINERY FOR FILLING/CLOSING/SEALING OR LABELLING BOTTLE	3,972,669	4,589,443
84224000	OTHER PACKING WRAPPING MACHINE	3,956,408	6,579,854
84229010	PARTS DISH WASHING MACHINE	1,826	2,381
84229090	OT PART FILLING/PACK/WARP MACH	2,594,194	2,113,726
84231000	PERSONAL WEIGHING MACHINES	109,933	233,600
84232000	SCALES FOR CONTINUOUS WEIGHING OF GOODS ON CONVEYORS	41,296	88,574
84233000	CONSTANT WEIGHT SCALES/HOPPER	117,796	228,288
84238100	OTHER WEIGHT MACHINERY WITH CAPACITY NOT EXCEEDING 30KG	87,307	130,768
84238200	OTHER WEIGHT MACHINERY >30 BUT <5000 KG CAPACITY	608,738	960,586
84238900	OTHER WEIGHING MACHINERY	178,657	211,503
84239000	WEIGHT MACHINE OF ALL KINDS & PARTS	429,635	291,754
84241000	FIRE EXTINGUISHERS WHETHER OR NOT CHARGED	320,177	602,621
84242010	SPRAY GUNS& APPLI AGRICULTURE	1,262,606	1,617,755
84242020	SPRAY GUNS/APPL FOR INDUSTRY	87,594	81,668
84242090	OTH SPRAY GUNS & APPLIANCES	140,793	631,668
84243000	STEAM OR SAND BLASTING MACHINES AND SIMILAR JET PROJECTING MACHINES	155,828	256,842
84244100	AGRI PORTABLE SPRAYERS	48,321	89,479
84244900	OTH AGRI/HORTI SPRAYERS	19,076	25,187

PCT CHAPTER WISE BREAKUP OF IMPORTS

Rs. In Thousands

HSCODE	COMMODITY	Jul-Jun	Jul-Jun
		2019-20	2020-21
	MACHINARY/ COMPONENTS		
84248200	OTH AGRI. & HORTI APPLIANCES	1,005,743	694,492
84248900	OTHER APPLIANCES PROJECTING/DISPERSING/SPRAYING LIQUIDS	1,519,618	1,943,699
84249010	PART MAC H-8424.2010,3000,8100	101,824	98,218
84249090	OTH PART SRAYING/BLASTING MACH	458,361	642,958
84251100	PULLEY TACKLE HOISTS POWERED BY ELECTRIC MOTOR	300,036	594,715
84251900	OTHER PULLEY TACKLE WINCHES & CAPSTANS	342,608	250,167
84253100	OTHER WINCHES,CAPSTANS POWERED BY ELECTRIC MOTOR	121,552	190,228
84253900	OTHER WINCHES CAPSTANS	1,251,012	73,752
84254100	BUILT IN JACKING SYSTEMS OF A TYPE USED IN GARAGES	85,430	95,320
84254200	OTHER JACKS AND HOISTS HYDRAULIC	735,707	1,114,191
84254900	OTHER MECHANICAL HANDING EQUIPMENT	35,551	182,720
84261110	OVER HEAD TRAVELLING CRANES ON FIXED SUPPORT NOT EXCEEDING 400 METRIC TONS	1,811,698	1,207,918
84261190	OTHER OVER HEAD TRAVELLING CRANES ON FIXED SUPPORT	361,084	426,867
84261210	MOBILE LIFTING FRAMES ON TYRES AND STRADDLE CARRIERS NOT EXCEEDING 20 T	5,858	3,611
84261290	OTHER MOBILE LIFTING ON TYRES	566,499	3,298
84261910	CRANES UPTO 400 METRIC TON	3,290,684	455,663
84261990	OTHER OVER HEAD TRAVELLING,TRNSPORTER,GANTRY CRANES	262,008	43,601
84262000	TOWER CRANES	1,372,383	190,444
84263000	PORTAL OR PEDESTAL JIB CRANES	58,549	583,497
84264100	OTHER MACHINERY SELF PROPELLED ON TYRES	31,196	578,848
84264900	OTHER MACHINERY SELF PROPELLED	3,298,969	981,457
84269100	OTHER MACHINERY DESIGNED FOR MOUNTING ON ROAD VEHICLES	75,452	26,882
84269900	OTHER MACHINERY NOT SELF PROPELLED	64,935	27,717
84271000	SELF PROPELLED TRUCK POWERED BY AN ELECTRIC MOTOR	689,606	1,340,218
84272010	FORK LIFT TRUCKS OF CAPACITY NOT EXCEEDING 3 TON	311,354	724,958
84272090	OTHER SELF PROPELLED TRUCK	505,308	856,459
84279000	OTHER WORK TRUCK FITTED WITH LIFTING/HANDLING EQUIPMENT	450,468	193,046
84281010	PANSSENGER LIFT	2,745,909	2,310,450
84281020	OTHER LIFTS AND SKIP HOISTS	26,657	44,980
84282000	PNEUMATIC ELEVATORS & CONVEYORS	112,278	140,715
84283100	ELEVATOR/CONVEYOR SPECIALLY DESIGNED FOR UNDER GROND USE	4,454	-
84283200	OTHER ELEVATOR/CONVEYOR BUCKET TYPE	71,563	464,205
84283300	OTHER ELEVATOR/CONVEYOR BELT TYPE	164,925	8,876,375
84283910	ELEVAT/CONVEYORS-CEMENT PLANT	28,486	169,561
84283990	OTH CONVEYORS FOR GOODS/MATERI	1,134,940	2,233,660
84284000	ESCALATORS & MOVING WALKWAYS	388,660	426,554
84286000	TELEFERICS CHAIR-LIFT,SKI DRAGLINES, TRACTION MECHANISMS FOR FURNICULARS	26,634	107,719

PCT CHAPTER WISE BREAKUP OF IMPORTS

Rs. In Thousands

HSCODE	COMMODITY	Jul-Jun	Jul-Jun
		2019-20	2020-21
	MACHINERY/ COMPONENTS		
84289010	HYDRAULIC LIFT ASS AGR-TRACTOR	75	-
84289090	OTH HYDRAULIC LIFT ASSEMBLY	1,482,663	3,941,291
84291100	TRACK LAYING BULLDOZER/ANGLEDZERS	1,091,825	677,289
84291900	OTHER; BULLDOZERS/ANGLEDZERS/TRACK LAYING	1,139,563	600,123
84292000	GRADERS AND LEVELLERS	403,630	146,025
84293000	SCRAPERS	-	452
84294000	TAMPING MACHINE & ROAD ROLLERS	209,936	166,006
84295100	FRONT-END SHOVEL LOADERS	4,375,008	963,751
84295200	MACHINERY WITH A 360 REVOLVING SUPER STRUCTURE	69,836	89,163
84295900	OTHER MECHANICAL SHOVALS,EXCAVATORS AND SHOVAL LOADERS	7,001,368	6,500,752
84301000	PILE-DRIVERS /PILE-EXTRACTORS	6,921	2,122
84302000	SNOW-PLOUGHS AND BLOWERS	566	26,485
84303100	SELF-PROP COAL ROCK CUTTER	804,094	422,624
84303900	OTHER SELF PROPELLED COAL/ ROCK CUTTER	886	20,791
84304100	OTHER BORING OR SINKING MACHINERY SELF-PROPELLED	323,176	281,775
84304900	OTHER BORING/SINKING MACHINERY NOT SELF PROPELLED	4,864,376	4,017,180
84305000	OTHER MACHINERY SELF PROPELLED	143,914	553,163
84306100	TAMPING OR COMPACTING MACHINERY NOT SELF PROPELLED	40,873	41,948
84306900	OTHER MACHINERY NOTSELF-PROPELLED	146,457	146,638
84311000	PARTS MACHINERY HEADING 84.25	218,954	42,598
84312000	PARTS MACHINERY HEADING 84.27	121,530	188,987
84313100	PARTS OF LIFTS,SKIP HOISTS & ESCALATORS	747,847	960,540
84313900	OTHER PARTS LIFTING/HANDLING/LOADING MACHINERY	1,033,563	990,199
84314100	BUCKETS SHOVELS GRABS & GRIPS	832,483	89,238
84314200	BULLDOZER OR ANGLEDZER BLADES	6,171	35,250
84314300	PARTS FOR BORING/SINKING MACHINERY OF SUBHEADING 8430.41 OR 8430.49	3,378,322	2,758,208
84314900	PART MACHINERY HEADING 84.26,84.29-30	4,490,312	4,534,387
84321010	CHISEL PLOUGHS	3,848	173
84321090	OTHER PLOUGHS	1,029	1,627
84322100	DISC HARROWS	21,482	14,966
84322910	CULTIVATORS	12,589	17,233
84322990	OTHER CULTIVATORS	2,789	1,972
84323100	NO-TILL SEEDER,PLANTER,TRANS	70,298	67,814
84323900	OTH PLANTERS & TRANSPLANTERS	195,575	205,485
84324100	MANURE SPREADERS	1,558	9,379
84324200	FERTILISER DISTRIBUTORS	308	37
84328010	ROTAVATORS	166,605	2,248

PCT CHAPTER WISE BREAKUP OF IMPORTS

Rs. In Thousands

HSCODE	COMMODITY	Jul-Jun	Jul-Jun
		2019-20	2020-21
	MACHINERY/ COMPONENTS		
84328090	OTHER ROTAVATORS	498,936	542,517
84329000	PARTS AGRICULTURAL,HORTICULTURAL MACHINERY	466,722	302,675
84331100	LAWN MOVERS FOR PARKS/SPORTS GROUND	17,841	20,884
84331900	OTHER MOVER FOR LAWN PARKS SPORTS GROUNDS	180,099	94,078
84332000	OTHER MOWERS INCLUDING CUTTER BARS FOR TRACTOR MOUNTING	22,705	20,141
84333000	OTHER HAY MAKING MACHINERY	4,318	4,252
84334000	STRAW OR FODDER BALER INCLUDING PICK-UP BALER	239,055	127,981
84335100	COMBINE HARVESTER-THRESHERS	2,168,558	2,187,680
84335200	OTHER THRESHING MACHINERY	7,495	440
84335300	ROOT/TUBE HARVESTING MACHINES	5,232	4,369
84335900	OTHER HARVESTING MACHINES	1,154,449	1,156,058
84336000	MACHINES FOR CLEANING, SORTING OR GRADING EGGS, FRUIT, OTHER AGRICULTURAL PRODUCE	105,652	162,128
84339000	PARTS; MACHINES FOR CLEANING/SORTING OR GRADING EGGS ETC	246,545	228,899
84341000	MILKING MACHINES	134,558	221,277
84342000	DAIRY MACHINERY	177,697	362,698
84349000	PARTS OF MILKING/DAIRY MACHINERY	88,852	140,795
84351010	MACH FOR BEVERAGE MANUFACT	493	403,277
84351090	OTH MACH FOR BEVERAGE MANF	171,385	123,360
84359000	PART OF JUICE EXTRACTING MACHINERY	1,172	2,326
84361000	MACHINERY FOR PREPARING ANIMAL FEEDING STUFFS	618,841	474,335
84362100	POULTRY INCUBATORS & BROODERS	1,084,254	283,329
84362900	OTHER POULTRY KEEPING MACHINERY	1,660,077	1,447,635
84368000	OTHER MACHINERY	6,143	21,734
84369100	PARTS POULTRY KEEPING MACHINERY OR POULTRY INCUBATORS AND BROODERS	27,603	42,077
84369900	OTHER PART OF AGRICULTURAL/HORTICULTURAL MACHINERY	216,034	321,221
84371000	MACHINES FOR CLEANING, SORTING OR GRADING SEED, GRAIN, DRIED LEGUMINOUS VEGETABLES	1,584,540	1,358,442
84378000	OTHER MACHINERY	1,980,280	3,665,336
84379000	PARTS OF MACHINE USE IN MILLING INDUSTRY	631,051	780,673
84381000	BAKERY MACHINERY & MANUFACTURING MACARONI, SPAGHETTI	1,733,940	3,065,724
84382000	MACHINERY FOR MANUFACTURE OF CONFECTIONERY, COCOA OR CHOCOLATE	787,963	1,572,756
84383010	CRSUHERS FOR SUGARCANE	357	4,744
84383090	OTH MACH FOR SUGAR MANF	13,178	182,872
84384000	BREWERY MACHINERY	1,248	54
84385000	MACHINERY FOR PREPARATION OF MEAT/POULTRY	752,876	306,955
84386000	MACHINES FOR PREPERATION OFFRUIT/NUTS/ VEGETABLES.	341,875	889,267
84388010	OTH MACH FOR CEREAL FOOD MANF	8,038	34,896
84388020	OTH MACH FOR FISH PREPARATION	35,630	10,805

PCT CHAPTER WISE BREAKUP OF IMPORTS

Rs. In Thousands

HSCODE	COMMODITY	Jul-Jun	Jul-Jun
		2019-20	2020-21
	MACHINARY/ COMPONENTS		
84388090	OTH MACHINERY OF OTH	2,402,182	1,283,696
84389010	PARTS OF MACHINES OF HEADING 8438.3000 & 8438.4000	2,212	2,164
84389090	OTH PART FOOD/DRINK MAKE MACH	563,610	997,884
84391000	MACHINERY FOR MAKING PULP OF FIBROUS CELLULOSIC MATERIAL	176,889	163,254
84392000	MACHINERY FOR MAKING PAPER OR PAPER BOARD	796,297	1,196,464
84393000	MACHINERY FOR FINISHING PAPER OR PAPER BOARD	439,627	70,038
84399100	PARTS OF MACHINERY FOR MAKING PULP OF FIBROUS CELLULOUS MATERIAL	48,091	108,654
84399900	OTHER PARTS OF MACHINERY PAPER OR PAPER BOARD	421,470	534,325
84401000	BOOK BINDING MACHINERY INCLUDING BOOK SEWING MACHINES	82,895	59,015
84409000	PARTS OF BOOK BINDING MACHINERY	4,357	1,030
84411000	CUTTING MACHINES	1,027,798	1,044,225
84412000	MACHINES MAKING BAGS,SACKS/ENVELOPES	837,547	111,260
84413000	MACHINES MAKING CARTONS,BOXES,TUBES ETC	67,850	399,619
84414000	MACHINES MOULDING ARTICLE PAPER PULP,PAPER OR PAPER BOARD	174,369	115,039
84418000	OTHER MACHINES FOR MAKING PAPER&PAPER BOARD	517,318	213,841
84419010	PART MAC H-8441.1000,8441.4000	63,864	45,095
84419090	OTH PART PULP/PAPRE MKING MACH	227,796	278,206
84423000	OTHER MACHINERY APPARATUS & EQUIPMENT	33,594	184,851
84424000	PARTS BOOK BINDING MACHINERY	28,479	32,635
84425000	PRINT TYPE BLOCK PLATE L/GRAPH	152,568	200,463
84431100	OFF SET PRINTING MACHINERY REEL-FED	36,784	404,493
84431200	SHEET FED, OFFICE TYPE	22,230	99,638
84431300	OTH OFFSET PRINTING MACHINERY	1,522,546	1,025,505
84431400	LETTERPRESS PRI-MACH REEL FED	45,657	36,395
84431500	LT-PRESS P-MACH O/T R-FED,FLEX	-	6,028
84431600	FLEXOGRAPHIC PRINTING MACHIN	712,942	1,242,578
84431700	GRAVURE PRINTING MACHINERY	302,424	598,161
84431910	HOT STAMPING MACHINES	35,680	71,656
84431920	LABEL PRINTING /EMPOSSING MACH	248,425	123,014
84431930	OTH FLAT BED PRINTING PRESSES	7,620	2,624
84431951	PRINT/DES MACH ON COTTON TEX.	5,661,280	2,345,490
84431959	OTH PRINT/DESIGN MACH	71,977	237,810
84431990	OTH MACH PRINT REPETITIVE WORD	872,979	418,189
84433100	FAXPRINTERS &COPIERS COMBINED	721,054	620,496
84433210	DOT MATRIX PRINTER FOR DP MACH	147,782	134,295
84433220	INK JET PRINTER FOR DP MACHINE	429,077	509,064
84433230	LASER JET PRINTERS	1,007,529	1,127,391

PCT CHAPTER WISE BREAKUP OF IMPORTS

Rs. In Thousands

HSCODE	COMMODITY	Jul-Jun	Jul-Jun
		2019-20	2020-21
	MACHINARY/ COMPONENTS		
84433240	LINE PRINTER	3,120	22,016
84433250	LETTER QUALITY DAISY W.PRINTER	-	46
84433260	FACSIMILE MACHINE	7,086	6,943
84433290	O-MACH CAPABLE TO CONNECT DPM	270,710	430,285
84433910	PHOTOCOPYING APPA FOR DP MACH	626,736	661,255
84433990	OTH PHOTOCOPYING APPARATUS	413,051	394,211
84439100	PART P-MACH PRINT BY PLATE/CYL	407,002	544,468
84439910	AUTOMATIC DOC FEEDER OF COPIER	9,385	44,712
84439920	OT PAPER FEEDER OF PHOTOCOPIER	7,324	4,737
84439940	OTH PARTS OF PHOTOCOPIER	98,421	98,782
84439950	TONER,INK CART OF COMP PRINTER	486,122	600,925
84439990	OTH PARTS OF HEAD 84.42	1,388,909	1,393,744
84440000	MACHINES FOR EXTRUDING, CUTTING MAN MADE TEXTILE MATERIAL	761,000	1,053,792
84451100	CARDING MACHINES	4,486,573	4,578,972
84451200	COMBING MACHINES	1,159,665	386,871
84451300	DRAWING /ROVING MACHINES	4,233,316	3,214,431
84451910	OTH BLOW ROOM MACHINERY	2,465,938	1,526,145
84451990	OTH MACH PREPARING TEXT FIBRES	194,587	309,784
84452000	TEXTILE SPINNING MACHINES	10,520,923	13,001,401
84453000	TEXTILE DOUBLING OR TWISTING MACHINES	896,479	969,522
84454010	WEFT WINDING MACHINE	603,788	1,071,817
84454020	CONE/BOBBIN WINDING MACHINES	2,611,147	1,892,400
84454030	REELING MACHINES	279	7,257
84454090	OTHER TEXTILE WINDING MACHINE	1,416,081	1,292,106
84459000	OTHER MACHINERY,TEXTILE FIBRE	2,563,591	4,307,888
84461000	WEAVING MACHINES FABRICS WIDTH NOT > 30 CM	72,962	366,020
84462100	POWER LOOM FOR WEAVING FABRICS OF WIDTH EXCEEDING 30CM, SHUTTLE TYPE	41,381	-
84462900	OTHER MACHINES(LOOMS)	893,211	2,698,082
84463000	WEAVING MACHINES FABRIC OF WIDTH >30CM SHUTTLELESS TYPE	6,446,081	16,899,253
84471100	CYLINDER DIAMETER NOT EXCEEDING 165 MM	574,340	1,567,588
84471200	CYLINDER DIAMETER EXCEEDING 165 MM	620,492	1,417,199
84472000	FLAT KNITTING MACHINES,STITCH-BONDING MACHINES	210,313	971,470
84479010	MULTI HEAD EMBROIDERY MACHINES	2,802,421	6,005,744
84479090	OTH CIRCULAR KNITTING MACHING	594,681	603,605
84481100	DOBBIES JACQUARD,COPYING,PUNCHING OR ASSEMBLING MACHINES ETC	671,914	849,563
84481900	OTHER AUXILARY MACHINES HD 84.44-47	1,920,289	3,496,767
84482000	PARTS&ACCESORIES MACHINES OF HEADING 84.44 OR OF THEIR AUXILIARY MACHINERY	275,381	149,496

PCT CHAPTER WISE BREAKUP OF IMPORTS

Rs. In Thousands

HSCODE	COMMODITY	Jul-Jun	Jul-Jun
		2019-20	2020-21
	MACHINARY/ COMPONENTS		
84483110	TOPS & FLATS CARD CLOTHING	900,407	1,169,883
84483190	OTHER CARD CLOTHING	844,914	925,057
84483200	PART ACESORY MACHINES TEXTILE FIBRE	68,454	110,601
84483310	SPINDLE FLYER RING TRAVLLERS	920,873	1,115,724
84483320	SPINDLES TEXTILE MACHINES	461,472	594,728
84483330	SPINNING RINGS	319,216	302,815
84483900	OTHER PARTS&ACCESSORIES 84.45	2,112,880	2,499,818
84484210	REEDS FOR LOOMS	69,949	76,184
84484290	OTHER HEALDS & HEALDS FRAME	122,156	224,339
84484910	SHUTTLES	14,138	29,286
84484990	OTH PART ACCESSORIES WEAV MACH	764,625	880,041
84485100	SINKERS NEEDLES & OTHER ARTICLES	319,860	469,193
84485900	OTHER PART ACCESSORY MACHINES HEAD 84.47	297,114	453,442
84490000	MACHINERY FOR MANUFACTURING OR FINISHING OF FELT OR NON WOVENS	1,081,831	3,279,483
84501110	WASH MACH FUL-AUT NOT>10KG C/S	142,039	360,413
84501190	OTH WASHIN MACH FUL-AUT NOT>10	264,312	527,280
84501290	O-MACH BUILT-CENTRIFUGAL DRIER	6,567	11,818
84501919	OTH WASH MACH SEMI AUTO<10KG	9,719	16,362
84501999	O-MACH DRY LINE CAPA -NOT>10KG	2,943	512
84502010	MACH DRY LINE CAP>10KG CKD/SKD	17,837	82,887
84502090	MACHINE DRY LINE CAP EXCE10KG	74,325	21,800
84509000	PARTS FOR HOUSE HOLD OR LAUNDRY TYPE WASHING MACHINE	1,262,901	1,780,788
84511000	DRY-CLEANING MACHINES	67,926	16,600
84512100	DRY LINEN CAPACITY NO EXCEEDING 10KG	407	452
84512900	OTHER DRYING MACHINES	709,494	1,191,205
84513000	IRONING MACHINES & PRESSES(INCLUDING FUSING PRESSES)	150,164	121,579
84514010	WASHING MACHINE (INDUSTRIAL)	1,339,255	883,708
84514020	BLEACHING MACHINE	862,573	550,155
84514030	DYEING MACHINE	3,245,568	3,772,371
84515000	MACHINES FOR REELING UNREELING FOLDING ETC	934,684	606,422
84518010	COATING OR LAMINATING MACHINES	80,842	128,250
84518020	FLOCKING MACHINES	7,166	11,599
84518030	DRESSING AND FINISHING MACHINE	161,360	907,816
84518040	MERCERIZING MACHINE	789,259	165,257
84518050	SANFORIZING MACHINES	26,915	113,469
84518060	STENTERING MACHINES	1,742,137	1,694,062
84518070	SHRINKING MACHINES	77,375	175,216

PCT CHAPTER WISE BREAKUP OF IMPORTS

Rs. In Thousands

HSCODE	COMMODITY	Jul-Jun	Jul-Jun
		2019-20	2020-21
	MACHINARY/ COMPONENTS		
84518090	OTHER MACHINES FOR WRINGLING/PASTING	3,360,128	2,832,350
84519000	PARTS FOR DRY CLEAN/DYEING MACHINES	444,553	520,710
84521010	SEWING MACHINES HOUSE-HOLD MACHINES CKD/SKD CONDITION	952	504
84521090	OTHER SEWING MACHINES HOUSEHOLD TYPE	65,577	56,252
84522100	AUTOMATIC UNITS SEWING MACHINE	264,570	328,760
84522900	OTHER SWING MACHINES INDUSTRIAL	3,372,086	5,030,322
84523000	SEWING MACHINE NEEDLES	217,058	258,640
84529020	FURNITURE,BASES COVER SEWI MAC	40,318	66,718
84529030	PARTS OF MACH-HEAD 8452.1090	19,810	40,620
84529090	OTH PARTS OTH SEWING MACHINE	434,605	507,910
84531000	MACHINES FOR PREPARING,TANNING OR WORKING HIDE,SKIN OR LEATHER	118,641	334,938
84532000	MACHINERY FOR MAKING/REPAIRING FOOTWEAR	429,901	766,421
84538000	OTHER MACHINES FOR REPAIRING HIDES-SKINS/LEATHER	76,592	76,645
84539000	PARTS OF MACHINE,TANNING,FOOTWEAR	141,184	120,585
84541000	CONVERTERS	9,574	10,177
84542000	INGOT MOULDS & LADLES	22,453	69,464
84543000	CASTING MACHINES	1,146,031	794,519
84549000	PARTS OF CONVERTERS LADLES ETC	221,363	337,101
84551000	TUBE MILLS	96,734	142,501
84552100	HOT OR COMBINATION HOT&COLD ROLLING MILLS	2,078,440	4,248,645
84552200	COLD, ROLLING MILLS	393,293	158,687
84553010	CAST IRON ROLLS OF DIAMETER NOT>91.44CM	25,385	121,564
84553090	OTHER ROLLS FOR ROLLING MILLS	728,942	611,507
84559000	OTHER PARTS METAL ROLLING MILLS	286,045	268,405
84561110	MACH OPERATED BY LASER	15,203	145,594
84561190	OTH MACH OPERATED BY LASER	371,124	418,071
84561290	OTH MACH OPER BY PHOTON BEAM	29,234	67,152
84562010	MACH FOR DRY-ETCHING PATTERNS	-	1,733
84562020	APP STRIPPING SEMICONDUCT WAFER	166	262
84562090	O-MACH OPERAE ULTRASONIC PROCE	46,015	110,551
84563000	MACHINE TOOLS WORKING BY ELECTRO DISCHARGE PROCESSES	22,308	89,864
84564000	MA OPER BY PLASMA ARC PROCESS	7,430	29,511
84565000	WATER-JET CUTTING MACHINES	9,166	-
84569000	O-MAC TOOL REMOV MATE BY LASER	135,036	238,035
84571000	MACHINING CENTRE FOR WORKING METAL	521,448	1,058,877
84572000	UNIT CONSTRUCTION MACHINES METAL	1,189	861
84573000	MULTI STATION TRANSFER MACHINES WORKING METAL	13,535	6,275

PCT CHAPTER WISE BREAKUP OF IMPORTS

Rs. In Thousands

HSCODE	COMMODITY	Jul-Jun	Jul-Jun
		2019-20	2020-21
	MACHINARY/ COMPONENTS		
84581100	HORIZONTAL LATHES NUMERICALLY CONTROLLED	251,824	270,234
84581900	OTHER, HORIZONTAL LATHES	240,961	202,573
84589100	OTHER LATHES NUMERICALLY CONTROLLED	94,637	51,991
84589900	OTHER LATHES REMOVING METALS	118,232	375,636
84591000	WAY TYPE UNIT HEAD MACHINES	28,227	71,703
84592100	OTHER DRILLING MACHINES NUMERICALLY CONTROLLED	20,018	20,636
84592910	DRILLING MACHINES CAPACITY UPTO 62MM IN CAST IRON& 50MM IN STEEL	16,067	10,058
84592990	OTHER DRILLING MACHINES	147,599	196,664
84593100	OTHER BORING/DRILLING MACHINES NUMERICALLY CONTROLLED	221,509	31,809
84593910	VERTICAL BORING,MILLING MACHINES CAPACITY 25MM	2,390	445
84593990	OTHER BOARING-MILLING MACHINES	17,936	24,401
84594100	OTH BROING MACH NUMERICAL CONT	10,107	16,099
84594900	OTHER BORING MACHINES	50,611	35,263
84595100	MILLING MACHINES KNEE TYPE NUMERICALLY CONTROLLED	7,590	6,962
84595910	HORIZONTAL,VERTICAL OR UNIVERSAL VERSIONS MILLING MACHINES	24,975	13,474
84595990	OTHER MILLING MACHINES KNEES TYPE	61,694	93,891
84596100	OTHER MILLING MACHINES NUMERICALLY CONTROLLED	16,892	20,442
84596910	VERTICAL TURRET MILLING MACHINES	39,581	16,493
84596920	UNIVERSAL ENGRAVING MACHINE WITH CLAMPING AREA 500X200MM	77	-
84596990	OTHER MILLING MACHINES	98,794	101,699
84597010	OTHER THREADING/TAPPING MACHINES NUMERICALLY CONTROLLED	1,696	9,609
84597090	OTHER THREADING/TAPPING MACHINES	32,987	113,145
84601200	F.SURFACE GRIND MACH NUM CONTR	4,796	-
84601900	FLAT SURFACE GRINDING MACHINES NOT NUMERICALLY CONTROLLED	36,847	45,310
84602200	CENTRELESS GRIN MAC NUM CNT	-	6,427
84602300	CYLINDRICAL GRI MAC, NUM CNT	2,126	9,237
84602400	OTH GRIND MACH NUMERICAL CONTR	-	4,922
84602900	GRINDING MACHINES ACCURACY AT LEAST 0.01MM	63,565	30,864
84603900	OTHER SHARPENING MACHINES NUMERICALLY CONTROLLED	14,194	10,718
84604000	HONING OR LAPPING MACHINES	11,513	11,768
84609010	BENCH TYPE GRINDING MACHINE	12,876	24,033
84609090	MACHINE TOOLS FOR DEBURRING/POLISHING	42,664	112,344
84612010	SHAPING MACHINES STROKE UPTO 45 CM	6,013	1,200
84612090	OTHER SHAPING/SLOTTING MCHINES	9,482	4,812
84613000	BROACHING MACHINES	53,559	143,527
84614000	GEAR CUTTING,GRINDING/GEAR FINISHING MACHINES	69,664	162,818
84615010	HIGH SPEED HACKSAW MACHINES DIAMETER 17.5CM, BLADES OF LENGTH NOT>45CM	16,912	34,771

PCT CHAPTER WISE BREAKUP OF IMPORTS

Rs. In Thousands

HSCODE	COMMODITY	Jul-Jun	Jul-Jun
		2019-20	2020-21
	MACHINERY/ COMPONENTS		
84615090	SAWING OR CUTTING OFF MACHINES	551,091	304,411
84619000	MACHINES TOOLS FOR METAL WORKING	120,870	155,617
84621010	FORGING NON-ALIE STAMPING MACHINE & HAMMERS	35,711	124,658
84621090	OTHER FORGING/DIE STAMPING MACHINES & HAMMERING	280,089	77,021
84622100	BEND,FOLD,ETC MACHINES NUMERICALLY CONTROLLED	64,920	172,672
84622900	NON NUMERICALLY CONTROLLED BENDING,FOLDING MACHINES	260,800	186,844
84623100	SHEARING MACHINES NUMERICALLY CONTROLLED	113,092	63,517
84623900	OTHER SHEARING MACHINES NOT NUMERICALLY CONTROLLED	53,718	339,326
84624100	PUNCHING/NOTCHING MACHINES NUMERICALLY CONTROLLED	159,756	99,687
84624900	OTHER PUNCHING/NOTCHING MACHINES INCLUDING SHEARING	343,917	339,502
84629110	HYDRAULIC PRESSES OF PRESSURE < 60.963 MT	7,055	30,766
84629190	OTHER, HYDRAULIC PRESSES	299,511	266,287
84629900	OTHER PRESSES FOR WORKING METAL	426,141	278,289
84631000	DRAW-BENCH FOR BARS,TUBES WIRE	26,483	13,585
84632000	THREADING ROLLING MACHINES	32,506	46,511
84633000	MACHINES FOR WORKING WIRE	123,870	407,083
84639000	OTHER MACHINE TOOL WORKING METALS	112,332	216,038
84641000	SAWING MACHINES	37,268	17,212
84642010	GRINDING MACHINES	145,683	132,899
84642090	POLISHING MACHINES	115,486	53,192
84649000	OTHER MACHINE TOOLS WORKING STONE/CERAMICS/CONCRETE	6,499,671	592,893
84651000	MACHINE FOR MECHANIC OPERATION	991	6,909
84652000	MACHINING CENTRES	37,661	4,260
84659110	HACKSAW MACHINE BLADES < 45.7CM	2,564	6,936
84659190	OTHER, SAWING MACHINES	215,464	56,783
84659200	PLAN MILL MOULD MACHINE	236,037	37,564
84659300	GRINDING SANDING POLISHING MACHINES	48,398	25,608
84659400	BENDING OR ASSEMBLING MACHINES	23,585	42,340
84659500	DRILLING OR MORTICING MACHINES	21,225	17,686
84659600	SPLIT SLICING PARING MACHINE	36,765	11,245
84659900	OTHER MACHINE TOOLS FOR WOOD ,CORK, ETC	436,145	245,294
84661000	TOOL HOLDERS SELF OPENING DIE HEADS	21,710	34,556
84662000	WORK HOLDERS	38,568	66,638
84663000	DIVIDING HEAD OTHER SPECIAL ATTACHMENT FOR MACHINE TOOLS	7,129	13,645
84669100	PART/ACCESSORIES MACHINE TOOLS W/STON ETC	37,447	184,782
84669200	PART/ACCESSORIES MACHINE TOOL W/WOOD ETC	139,395	253,630
84669310	PART MAC H-8458,8459,8460,8461	17,211	56,971

PCT CHAPTER WISE BREAKUP OF IMPORTS

Rs. In Thousands

HSCODE	COMMODITY	Jul-Jun	Jul-Jun
		2019-20	2020-21
	MACHINARY/ COMPONENTS		
84669390	OTH PART MACHINE H-8456TO 8461	162,700	232,997
84669410	PAR H-8462.1090,.9110,84659110	13,598	17,125
84669490	OTH PARTS MACH H- 8456 TO 8465	142,206	257,372
84671100	TOOL WORKING ROTARY TYP PNEUMATIC	13,055	55,673
84671900	TOOL WORKING OTHER TYPE PNEUMATIC	108,665	117,351
84672100	DRILLS OF ALL KINDS	237,829	355,672
84672200	SAWS SELF CONTAINED ELECTRIC-MOTOR	33,967	69,933
84672900	OTHER TOOL WITH ELECTRIC MOTOR	569,430	1,015,643
84678100	OTHER TOOL WORKING FOR CHAIN SAW	79,196	90,565
84678900	OTHER TOOL WORKING IN HAND	97,004	118,626
84679100	PARTS OF CHAIN SAWS	95,705	52,242
84679200	PARTS OF PNEUMATIC TOOLS	22,465	79,206
84679900	OTHER PART TOOL WORKING IN THE HAND	237,862	206,684
84681000	HAND HELD BLOW PIPES	1,166	4,390
84682000	OTHER GAS-OPERATED MACHINERY APPARATUS	15,835	17,761
84688000	OTHER MACHINERY AND APPARATUS	145,908	133,206
84689000	OTHER PART GAS OPERATED MACHINERY APPARATUS	45,468	73,394
84701000	ELECTRONIC CALCULATOR WITH OUT POWER	330,834	161,056
84702100	OTHER ELECTRONIC CALCULATOR MACHINE PRINTING-DEVICE	34	84
84702900	OTHER ELECTRONIC CALCULATING MACHININE	2,232	862
84703000	OTHER CALCULATING MACHINES	2,149	19,094
84705000	CASH REGISTERS	226,075	832,292
84709000	OTHER POSTAGE,TICKET ISSUE MACHINES	329,497	287,085
84713010	LAPTOP COMPUTERS,NOTEBOOKS	11,075,772	19,471,023
84713020	PERSONAL COMPUTERS(PCs)	16,668,657	19,395,612
84713090	OTHER PORTABLE COMPUTER <10 KG	902,146	1,601,382
84714110	DIGITAL AUTOMATIC DATA PROCESSING MACHINES	15,985	25,717
84714120	LARGE OR MAIN FRAME COMPUTERS	11,539	279
84714190	DATA PROCESSING MACHINES OTHER THAN MAIN FRAMES	169,045	242,252
84714900	OTH DVP MACH IN FORM OF SYSTEM	289,266	471,049
84715000	DIGITAL PROCESSING UNIT OTHER THAN THOSE OF SUBHEADING 8471.41-42	14,070,502	11,472,110
84716010	KEY BOARDS	141,513	208,710
84716020	MOUSE & OTHER PRINTING DEVICES	116,651	217,152
84716030	DOT MATRIX. PRINTER	1,032,626	1,381,039
84716090	OTHER, INPUT OUTPUT UNITS	371,392	298,792
84717010	FLOPPY DRIVE	773	2,574
84717020	HARD DISK DRIVE	848,056	1,213,695

PCT CHAPTER WISE BREAKUP OF IMPORTS

Rs. In Thousands

HSCODE	COMMODITY	Jul-Jun	Jul-Jun
		2019-20	2020-21
	MACHINARY/ COMPONENTS		
84717030	TAPE DRIVE	63,821	102,124
84717040	OPTICAL DISK DRIVE,INCLUDING CD-ROM&DVD Drive	4,121	8,045
84717050	OPTICAL&TAPE AUTO LOADER&LIBRARIES/JUKE-BOX	8,484	7,249
84717060	REMOVEABLE DISC DRIVES	2,360	16,774
84717090	OTHER STORAGE UNIT	707,691	1,077,661
84718010	NETWORKING EQUIPMENTS	2,309	13,368
84718090	OTHER UNITS AUTO DATA PROCESSING MACHINES	465,828	548,758
84719010	CONTROL UNITS	27,841	19,843
84719020	MUTLIMEDIA KITS FOR PCS,SPEAKER	246	259
84719090	OTHER DATA PROCESSING EQUIPMENTS	304,832	741,585
84721000	DUPLICATING MACHINES	2,398	1,560
84723000	SORTING/FOLDING/AFFIXING MACHINES	13,969	11,177
84729010	AUTOMATED TELLER MACHINES(ATM)	1,303,603	1,149,489
84729090	OTHER OFFICE MACHINES	909,846	1,736,737
84732100	PARTS/ACCESSORIES CALCULATING MACHINES OF SUBHEADING 8470.10,8470.21 OR 8470.29	120	639
84732900	OTH PARTS/ACCESSORIES ELECTRONIC CALCULATING MACHINES	19,679	73,104
84733010	CASING COMPUTER WITH POWER SUPPLY	41,734	107,395
84733020	TONER, INK CARTRIDGE FOR COMPUTER	8,729	14,741
84733090	OTHER PARTS/ACCESSORIES MACHINES HEADING 84.71	1,778,946	1,674,061
84734000	PARTS/ACCESSORIES MACHINE HEAD 84.72	500,810	952,193
84735000	PARTS/ACCESSORIES MACHINE HEADING 84.69-84.72	10,376	19,653
84741010	SORT/SCREEN/SEPARATING/WASHING MACHINES FOR CEMENT INDUSTRY	304	8,370
84741020	CRUSHING/SCREENING PLANT	22,042	23,225
84741090	OTHER SORT/SCREEN/SEPERATING/WASHING MACHINES	33,697	96,371
84742010	CRUSH/GRIND MACHINES,CEMENT INDUSTRY	408,543	301,723
84742090	OTHER CRUSHING/GRINDING MACHINES	773,221	3,437,774
84743110	CONCRETE/MORTAR MIXER CEMENT INDUSTRY	261	12,332
84743120	CONCRETE BATCHING PLANT	194,911	341,172
84743130	CONCRET TRANSIT MIXER DRUM	7,923	8,713
84743190	OTHER MACHINES MIX/KNEAD MINERALS WITH BITUMEN	202,140	314,751
84743210	MACHINE FOR MIX MINE & BITUMEN NOT >150 T/H	-	51,959
84743290	OTHER MACHINES FOR MIXING MINERAL WITH BITUMEN	238,552	87,125
84743900	OTHER MACHINES FOR MIXING MINERALS	131,468	47,201
84748010	HYDRAULIC PRESS FOR CERAMIC INDUSTRY>80 TON	1,279,108	1,981,255
84748090	MACHINES AGGLOMERAT/SHAPE,MINERALS	1,224,002	834,136
84749010	PARTS CRASH/ MIX/HYD PRES MACH	117,864	359,775
84749020	PART CEMENT/CONCRTE MIX MACH	843,445	2,338,540

PCT CHAPTER WISE BREAKUP OF IMPORTS

Rs. In Thousands

HSCODE	COMMODITY	Jul-Jun	Jul-Jun
		2019-20	2020-21
	MACHINARY/ COMPONENTS		
84749090	OT PART SORTING/SCREENING MACH	937,530	4,571,488
84751000	MACHINES ASSEMBLING ELECTRIC/ELECTRONIC LAMP	69,316	44,305
84752900	OTHER GLASS WORKING MACHINES	3,312,641	674,661
84759000	PARTS OF MACHINES H-NO.84.75	227,623	157,023
84762100	AUTOMATIC BEVERAGE VENDING MACHINE	4,713	7,986
84762900	OTHER, AUTOMATIC BEVERAGE-VENDING MACHINES	3,643	-
84768100	OTH MACH HEATING/REFRIG,DEVICE	16,051	-
84768900	OTHER MACHINE INCLUDING MONEY CHANGING MACHINES	69,932	-
84769000	PARTS OF MACHINE HEADING 84.76	986	6,755
84771000	INJECTION-MOULDING MACHINES	3,630,436	7,675,363
84772000	EXTRUDERS	891,561	1,690,386
84773010	BLOW MOULDING MACHINE CAPACITY NOT >0.228 LITRES	23,134	103,475
84773090	OTHER,BLOW MOULDING MACHINES	1,010,005	685,512
84774010	VACCUM MOULDING MACHINES&OTHER THERMOFORMING MACHINES CAPACITY NOT >0.228LT	17,295	41,428
84774090	OTHER VACCUM MOULDING,THERMOFORM MACHINE	431,888	235,552
84775100	MACHINES MOULDING PNEUMATIC TYRE,TUBE	235,918	63,265
84775900	OTHER MACHINES FOR MOLDING/FORMING	103,460	1,487,940
84778000	OTHER MACHINES FOR WORKING RUBBER/PLASTICS	6,492,166	7,899,671
84779000	PARTS OF MACHINE,WORKING RUBBER/PLASTICS	1,716,412	2,026,482
84781000	MACHINES FOR PREPARING TOBACCO	571,782	1,425,622
84789000	PARTS OF MACHINES OF HEADING-84.78	198,665	406,730
84791010	ASPHALT PAVERS	62,151	287,896
84791090	MACH FOR PUBLIC WORKS,BUILDING	852,094	428,225
84792000	MACHINES FOR EXTRACTING/PREPARING FATS/OIL	1,220,964	2,765,518
84793000	PRESSES FOR MANUFACTURE OF PARTICAL/FIBRE BOARD ETC	623,729	314,973
84794000	ROPE OR CABLE MAKING MACHINES	203,301	551,486
84795000	INDUSTRIAL ROBOTS(NOT ELSEWHERE SPECIFIED OR INCLUDED)	409,316	99,924
84796000	EVAPORATIVE AIR COOLERS	627,019	472,928
84797900	OTH PASSENGER BOARDING BRIDGES	30,663	72,727
84798100	MACHINES TREATING METAL INCLUDING ELECTRIC WIRE COIL-WINDERS	83,567	262,658
84798210	MATCH MAKING MACHINES	89,629	84,859
84798220	SOAP MAKING MACHINES	336,872	1,175,411
84798230	OIL REFINING MACHINES	34,450	59,827
84798290	OTHER CRUSHING MACHINE	805,443	1,199,070
84798910	FASTENING/THREAD SUCKING MACHINES	10,369	61,395
84798920	MACHINES ATTACHING RIVETS/BUTTONS	56,257	77,935
84798930	TABLETING MACHINES	265,235	697,251

PCT CHAPTER WISE BREAKUP OF IMPORTS

Rs. In Thousands

HSCODE	COMMODITY	Jul-Jun	Jul-Jun
		2019-20	2020-21
	MACHINARY/ COMPONENTS		
84798940	TYRE CHANGERS	5,650	801
84798950	CAPSULE POLISHERS	103,791	105,000
84798960	INDUSTRIAL VACUUM CLEANERS	55,148	57,587
84798990	OTHER MACHINES FOR GARMENTS	10,063,893	16,763,992
84799010	PARTS OF MACHINE HEAD 8479.8910	453,977	340,301
84799090	OTHER PARTS INDIVIDUAL FUNCTION MACHINES	2,255,708	5,211,454
84801000	MOULDING BOXES METAL FOUNDRY	32,100	45,022
84802000	MOULD BASES	84,789	142,510
84803000	MOULDING PATTERNS	118,258	285,462
84804100	INJECTION OR COMPRESSION TYPES	121,417	196,561
84804900	OTHER, MOULDS FOR METAL/CARBIDES	485,736	953,391
84805000	MOLULDS FOR GLASS	214,001	216,348
84806000	MOULDS FOR MINERAL MATERIALS.	256,941	352,872
84807100	INJECTION OR COMPRESSION TYPES	1,748,282	2,229,561
84807900	OTHER MOULDS FOR RUBBER/PLASTICS	3,005,095	3,962,259
84811000	PRESSURE-REDUCING VALVES	1,472,862	1,163,172
84812000	VALVES,OLEOHYDRAULIC/PNEUMATIC TRANSMISSIONS	202,349	270,098
84813000	CHECK VALVES	2,100,726	2,811,428
84814000	SAFETY OR RELIEF VALVES	3,014,088	1,272,389
84818010	COCK FUEL TANK FOR AGR-TRACTOR	788	580
84818020	OTH COCKS FOR M-CARS &VEHICLES	19,335	7,822
84818030	OTH COCKS FOR M-CARS &VEHICLES	7,186	18,678
84818090	OTH APPLIAN FOR PIPES,BOILERS	10,745,815	13,298,950
84819000	PARTS OF APPLICANCE H-NO.84.81	2,941,219	3,680,967
84821000	BALL BEARINGS.	6,671,663	9,937,598
84822000	TAPERED ROLLER BEARING INCLUDING CONE&TAPERED ROLLER ASSEMBLIES	581,189	1,303,322
84823000	SPHERICAL ROLLER BEARINGS	535,004	864,900
84824000	NEEDLE ROLLER BEARINGS	169,510	327,522
84825000	OTHER CYLINDRICAL ROLLER BEARINGS	348,614	482,849
84828000	OTHER COMBINED BALL/ROLLER BEARINGS	720,059	598,133
84829100	BALLS, NEEDLES/ROLLERS PARTS	405,163	657,620
84829910	RINGS OF BEARINGS	347,984	907,451
84829990	OTHER BALL OR ROLLRE BEARINGS	371,754	447,153
84831011	DIFFEREN SHAFT/PART AG-TRACTOR	99,240	65,003
84831012	SHAFT,ROCKER ARM ETC VEH-8711	197,973	255,658
84831013	GEAR SHIFT ASSEMBLY HEAD87.11	16,261	18,132
84831019	OTH TRANSMISSION SHAFTS	1,425,304	1,939,571

PCT CHAPTER WISE BREAKUP OF IMPORTS

Rs. In Thousands

HSCODE	COMMODITY	Jul-Jun	Jul-Jun
		2019-20	2020-21
	MACHINARY/ COMPONENTS		
84831090	OTHER TRANSMISSION SHAFTS/CRANKS	800,045	1,181,230
84832000	BEARING HOUSING-BALL/ROLLER BEARINGS	169,925	215,816
84833010	BEAR HOUSING NOT INCORPORATING PLAIN SHAFT BEARINGS	255,070	492,557
84833020	FABRIC BEARING NOT BALL BEARIN	179,695	200,505
84833030	PLAIN SHAFT BEARING VEH H-87	1,292	805
84833090	OTHER BEARING NOT INCORPORATING BALL PLAIN SHAFT-BEARINGS	1,243,049	2,653,602
84834011	GEAR BOXES/S-CHANG AG-TRACTOR	39,010	76,671
84834012	GEARS FOR VEHICLES H- 8711	76,005	61,682
84834019	OTH GEARS FOR VEHICLES H-87	1,477,880	1,892,208
84834090	OTHER GEAR & GEARING OTHER THAN TOOTHED WHEEL	2,348,865	2,798,438
84835010	FLYWHEELS	142,510	49,236
84835020	PULLEYS, INCLUDING PULLEY BLOCKS	1,005	4,131
84835030	OTH PULLY/PULLEY BLOCKS	52,577	34,340
84835090	OTHER FLYWHEELS	523,755	138,505
84836010	CLUTCHES	67,973	158,457
84836091	CLUTCHES/SHAFT COUPLI VEH-8711	8,118	865
84836092	OTH CLUTCHES M-CARS &VEHICLES	66,044	67,428
84836099	OTHER CLUTCHES	600,869	710,595
84839010	TOOTHED WHEELS ETC AGR-TRACTOR	292	588
84839020	CHAIN SPROCKETS VEH H-87.11	8,090	97,543
84839030	OTH CHAIN SPROCKETS CARS&VEH	37,540	58,024
84839090	OTH COMPONENTS FOR VEHICLES	1,166,130	839,038
84841010	SPIRAL WOUNDS	114,791	152,672
84841021	GASKET&JOINT,AGR-TRACTO EXC4*4	23,988	43,532
84841022	GASKET WATER-PUMP VEH-87032193	2,232	6,974
84841029	OTHER GASKETS & SIMILAR JOINTS	348,020	418,528
84841090	OTHER GASKETS&SIMILAR JOINTS METAL	625,711	785,665
84842010	SPIRAL WOUNDS MECHANICAL SEALS	15,382	22,735
84842020	METAL JACKET GASKETS	77,356	29,345
84842090	OTHER MECHANICAL SEALS	626,728	892,882
84849000	OTHER GASKET&SIMILAR JOINT,DISSIMILAR IN COMPOSITION	1,011,471	1,324,005
84861000	MACH FOR MANUF BOULES / WAFERS	109	31
84862000	MACH FOR MANUF ELE INTEGRA CIR	30,858	10,972
84863000	MACH FOR MANUF FLAT PANEL DISP	347	1,396
84864000	MACH FOR MANU OF I-CIRCUIT,NES	4,455	102,402
84869000	PARTS&ACCE OF MACH MANU S-COND	21,567	3,139
84871000	SHIPS/BOATS,PROPELLERS&BLADES	2,114	2,488

PCT CHAPTER WISE BREAKUP OF IMPORTS

Rs. In Thousands

HSCODE	COMMODITY	Jul-Jun	Jul-Jun
		2019-20	2020-21
	MACHINARY/ COMPONENTS		
84879010	OTH OIL SEALS FOR VEHICL CH-87	243,360	359,082
84879090	O-PARTS&ACCE NOT CON ELE-CONNE	372,749	400,384
	TOTAL MACHINARY/ COMPONENTS	638,425,317	802,677,843
	ELECTRICAL MACHINERY,EQUIP,PARTS		
85011000	ELECTRIC MOTOR OUTPUT NOT >37.5.WATT	1,728,947	3,324,582
85012000	UNIVERSAL AC/DC MOTOR >37.5 W	1,835,912	2,172,948
85013110	PHOTOVOLT.GENERAT.WITH CELLS	65,387	75,510
85013190	OTH DC MOTOR/GEN O-P=750 WATT	596,658	658,362
85013210	O-DC MOTOR/GEN O-P-750W-75KW	1,435,775	4,857,505
85013290	OTH DC MOTOR/GENERA>75KW<3750W	84,200	184,354
85013300	OTHER DC MOTOR/GENERATOR OUTPUT>75KW BUT NOT>375KW	674,660	111,524
85013400	OTHER DC MOTOR/GENERATOR OUTPUT >375KW	463,426	2,251,480
85014010	OTHER AC MOTOR SINGLE PHASE OUTPUT NOT >60 WATTS	2,298,824	2,932,421
85014090	OTHER AC MOTORS	1,761,446	1,561,680
85015110	SUBMERSIBLE MOTORS OUTPUT<750W	23,604	52,891
85015120	CLUTCH MOTOR SEWING MAC<750W	5,794	5,519
85015190	OTH AC MOTORS MULTI-PHASE<750W	1,597,908	2,343,295
85015210	SUBMERS MOTOR OUTPUT>750W<75KW	141,168	278,519
85015220	CLUTCH MOTOR SEW MAC >750<75KW	14,690	28,335
85015230	GEARED MOTORS >750W BUT <75KW	820,252	974,307
85015290	OTH AC MOTOR M-PH >750W <75KW	1,068,798	1,194,616
85015310	AC MOTORS OUTPUT>75KW BUT NOT EXCEEDING >375 KW (500 HP)	111,733	142,380
85015320	SUBMERSIBLE MOTOR STAINLESS STEEL	28,330	8,376
85015330	GEARED MOTORS	110,275	128,623
85015340	H.T. MOTOR WITH OPERATING INPUT VOLTAGE ABOVE 1KV	17,152	21,360
85015390	OTHER AC MOTORS SINGLE PHASE	360,448	1,324,460
85016100	AC GENERATORS OUTPUT NOT >75 KVA	326,992	453,651
85016200	AC GENERATORS OUTPUT >75KVA BUT NOT EXCEEDING 375KVA	214,259	147,442
85016300	AC GENERATOR OUTPUT >375KVA BUT NOT >750KVA	24,988	27,593
85016410	AC GENERATOR O-PUT 750-1100KVA	94,750	193,239
85016490	OTH AC GENERATOR/ELEC MOTOR	551,845	1,904,157
85021110	ELECTRIC GENERATING SET INTERNAL COMBUSTION ENGINES NOT >5KVA	13,695	32,180
85021120	ELE-GENERATER DIESEL 5-20 KVA	512,264	505,649
85021130	ELE-GENERATER DIESEL 20-50 KVA	480,262	674,325
85021190	OTHER GENERATING SETS INTERNAL COMBUSTION PISTON ENGINES	158,775	258,856
85021200	GENERATING SET WITH INTERNAL COMBUSTION ENGINE >75 BUT NOT >375KVA	1,155,998	969,247

PCT CHAPTER WISE BREAKUP OF IMPORTS

Rs. In Thousands

HSCODE	COMMODITY	Jul-Jun	Jul-Jun
		2019-20	2020-21
	ELECTRICAL MACHINERY,EQUIP,PARTS		
85021310	GENERATING SET INTERNAL COMBUSTION ENGINES >375 BUT NOT >1100 KVA	1,190,250	2,268,076
85021390	OTHER GENERATING SET INTERNAL COMBUSTION PISTON ENGINES	6,793,119	3,734,348
85022010	GENER SET(SP-ING ENG)OP<5KVA	536,527	1,379,946
85022020	GENER SET(SP-ING ENG)OP>375KVA	137,467	246,242
85022090	OTH GENER SETS (SP-IG)	4,216,545	15,023,769
85023100	GENERATING SETS,WIND POWERED	803,315	49,838,321
85023900	OTHER GENERATING SETS	64,017,009	30,406,425
85024000	ELECTRIC ROTARY CONVERTERS.	13,380	2,187
85030010	PARTS OF MACHINE HEAD 85.01	594,385	1,825,854
85030020	PARTS MACHINE HEAD 85.01&85.02	1,594,251	970,196
85030090	OTH PARTS MOTORS GENERATORS	2,873,600	2,279,821
85041000	BALLAST FOR DISCHARGE LAMPS/TUBES	54,219	41,032
85042100	LIQUID DI-ELECTRIC TRANSFORMER HAVING POWER HANDLING CAPACITY NOT>650KVA	207,831	655,228
85042200	LIQUID DI-ELECTRIC TRANSFORMER POWER HANDLING CAPACITY>650 BUT NOT >10,000	281,181	100,213
85042300	LIQUID DI-ELECTRIC TRANSFORMER >10000 KVA	79,183,167	12,807,550
85043100	OTHER TRANSFORMER WITH POWER HANDLING CAPACITY NOT>1 KVA	1,566,271	962,974
85043200	OTHER TRANSFORMER >1KVA BUT <16KVA	135,593	80,593
85043300	OTHER TRANSFORMER >16 KVA BUT <500 KVA	4,768,230	1,175,629
85043400	OTHER TRANSFORMER WITH POWER HANDLING CAPACITY >500 KVA	1,573,176	2,322,486
85044010	STATIC CONVERTERS UNINTERRUPTED SUPPLY OF POWER(UPS) RATING UPTO 1.5 KVA	306,398	404,173
85044020	BATTERY CHARGERS	2,032,879	2,495,881
85044030	CHARG STATION FOR ELEC. VEH	83,697	26,574
85044090	OTHER UNINTERRUPTED POWER SUPPLY	16,685,220	24,797,504
85045000	OTHER INDUCTORS	7,638,785	3,086,329
85049010	ON LOAD TAPE CHANGER TRANSFORMERS	310,010	1,170,958
85049020	BUSHINGS FOR POWER TRANSFORMERS	516,949	220,719
85049030	PARTS STATIC CONVERTERS(UPS)	167,651	241,923
85049040	TOROIDAL CORES&STRIPS -150 MM	22,174	55,843
85049090	OTHER PARTS FOR POWER TRANSFORMERS	15,530,856	1,125,338
85051100	PERMANENT MAGNETS AND ARTICLES	571,052	496,183
85051900	OTHER PERMANENT MAGNETS & ARTICLES	511,323	683,839
85052000	ELECTRO-MAGNETIC COUPLINGS,CLUTCHES&BRAKES ETC	114,808	139,609
85059000	OTHER ELECTRO-MAGNETIC INCLUDING PART HD 85.05	57,762	146,871
85061000	MANGANESE DIOXIDE PRIMARY CELLS & BATTERIES	1,292,255	1,504,073
85063000	MERCURIC OXIDE PRIMARY CELL&BATTERIES	186	21
85064000	SILVER OXIDE PRIMARY CELL&BATTERIES	-	110
85065000	LITHIUM PRIMARY CELL&BATTERIES	540,869	257,494

PCT CHAPTER WISE BREAKUP OF IMPORTS

Rs. In Thousands

HSCODE	COMMODITY	Jul-Jun	Jul-Jun
		2019-20	2020-21
	ELECTRICAL MACHINERY,EQUIP,PARTS		
85066000	AIR ZINC PRIMARY CELL&BATTRIES	12,775	16,009
85068000	OTHER PRIMARY CELL&BATTERIES	161,470	218,152
85069090	OTHER PARTS PRIMARY CELL&BATTERIES	88,920	64,675
85071010	MEANT M-CARS H-87.03&VEH-4,11	93,102	123,237
85071020	MEANT FOR VEH H-87.01,2,4	1,840	5,146
85071090	OTH LEAD-ACID -STARTING ENGINE	65,673	50,438
85072000	OTHER LEAD-ACID ACCUMULATORS	4,370,868	2,907,304
85072090	OTHER LEAD-ACID ACCUMULATORS	16,767	-
85073000	NICKEL-CADMIUM ACCUMULATORS	218,224	105,657
85074000	NICKEL-IRON ACCUMULATORS	-	404,370
85075000	BATTRIES NICKEL-METAL HYDRIDE	23,753	25,243
85076000	BATTRIES LITHIUM-ION	4,759,664	7,403,814
85078000	OTHER ACCUMULATORS	792,217	1,016,786
85079000	PARTS ELECTRIC ACCUMULATORS INCLUDING SEPERATORS,WHETHER OR NOT RECTANGULAR	437,336	700,869
85081110	VACUM CLEANER POWER NOT>1500W	3,162	6,397
85081190	VACUUM CLEANER POWER NOT>1500W	137,819	204,150
85081910	OTH VAC CLEANER SELF MOT CKD/S	5,580	51
85081990	OTH VACUUM CLEANERS SELF MOTOR	26,259	60,496
85086011	INDUST VACUUM CLEANER CKD/SKD	1,845	3,824
85086019	INDUTRIAL VACUUM CLEANER	31,318	48,023
85086091	OTH INDU VACUUM CLEANER CKD/SK	-	205
85086099	OTH INDUSTRIAL VACUUM CLEANER	6,294	11,682
85087000	PARTS OF VACCUM CLEANERS	8,896	27,264
85094010	FOOD GRINDERS ELECTRO MECHANICAL DOMESTIC APPLIANCES	339,483	410,356
85094020	FRUIT MIXER ELECTRO MECHANICAL DOMESTIC APPLIANCES	41,781	83,718
85094030	FRUIT/VEGETABLE JUICE EXTRACTORS ELECTRO-MECHANICAL DOMESTIC APPLIANCES	194,748	208,037
85098000	OTHER ELECTRO-MECHANICAL DOMESTIC APPLIANCES	160,292	183,235
85099000	PARTS ELECTRO-MECHANICAL DOMESTIC APPLIANCES	626,758	723,919
85101000	SHAVERS	92,617	191,678
85102000	HAIR CLIPPERS	51,643	127,237
85103000	HAIR-REMOVING APPLIANCES	23,237	119,441
85109000	PART OF SHAVER/CLIPPER/REMOVER	20,802	57,679
85111000	SPARKING PLUGS	1,589,256	2,314,271
85112010	MAGNETO FOR VEH OF HEAD-8711	23,152	12,537
85112090	OTH IGNITION MAGNETOS/DYNAMOS	40,252	86,636
85113010	IGNITION COILS FOR VEH, H-8711	17,380	52,502
85113020	OTH IGNITI-COIL FOR CARS/M-VEH	19,027	39,243

PCT CHAPTER WISE BREAKUP OF IMPORTS

Rs. In Thousands

HSCODE	COMMODITY	Jul-Jun	Jul-Jun
		2019-20	2020-21
	ELECTRICAL MACHINERY,EQUIP,PARTS		
85113090	OTH DISTRIBUTORS/IGNITI-COILS	72,399	100,471
85114011	S-MOTOR-AG-TRACTOR-H-8701.9020	1,510	78
85114012	OTH STARTER-MOTOR M-CARS&VEH	55,036	51,183
85114019	OTH STARTER-MOTOR S	53,883	77,167
85114090	DUAL PURPOSE STARTER GENERATORS	44,270	90,055
85115010	ALTERNATOR ASSEMBLY OF TRACTOR	23,434	366
85115020	ALTERNATOR ASSEMBL OF CARS/VEH	21,330	14,434
85115090	OTH ALTNATOR ASSEMBLY FOR OTH	106,922	141,771
85118010	HEATER/GLOW PLUGS- AGR-TRACTOR	873	14
85118020	HEATER/GLOW PLUGS-M-CARS&VEH	12,585	5,111
85118030	CAPACIT DIS IGNI UNIT(CDI)8711	12,824	4,825
85118040	CDI UNIT FOR CARS & VEHICLES	9,229	10,661
85118090	O/EQUIP(IGNI COIL,CUT-OUT,ETC)	36,504	32,886
85119010	ALUM CASTED DISTRI CASE M-CARS	2,926	-
85119020	OTHER PARTS FOR M-CARS & VEHIC	1,592,175	2,400,311
85119090	OTH ELECTRI IGNI/STARTING EQUI	63,290	54,060
85121000	LIGHTING OR VISUAL SIGNALLING EQUIPMENT FOR BICYCLE USE	648	2,032
85122010	HEAD LIGHT FOR MOTOR VEHICLES	223,969	737,334
85122020	HEAD LIGHT FOR VEH-H-8701.9020	1,615	3,265
85122090	OTHER LIGHTING SIGNALLING EQUIPMENT	2,456,912	3,010,378
85123010	SOUND SIGN EQU VEH H-8703,4,11	80,336	142,732
85123020	SOUND SIGN EQU VEH H-8701,2	21	8,177
85123030	ANTI-THEFT ALARM OF VEH CH 87	19,191	16,875
85123090	OTH SOUND SIGNILING EQUIPMENT	24,744	33,452
85124010	WIPER ARM,BLA CAR-H-8703 V-3,4	20,114	27,459
85124020	WIPER ARM,BLAD VEH-H-8704.2219	1,263	1,825
85124090	OTH LINK ASSEMBLY WIPER ARM/BL	25,597	28,908
85129010	PARTS OF PRODUCT H-85124011,12	18,907	37,651
85129020	KNOB OF LITE SWITCH OF TRACTOR	-	2
85129090	OTH ELECTRI LIGH/SIGNAL EQUIPM	338,002	469,251
85131010	MINER'S SAFETY LAMPS	13,021	8,811
85131020	OTHER SAFETY LAMPS; MORES SIGNALLING LAMPS;EXAMINATION LAMPS	372	8,161
85131030	RECHARGEABLE EMERGENCY LIGHT	649,008	811,044
85131040	TORCHES	688,015	575,422
85131050	HURICANE LANTERNS	93	1,730
85131090	OTHER PORTABLE ELECTRIC LAMPS	46,926	76,876
85139010	PARTS OF MINERS SAFTY LAMPS	230	1

PCT CHAPTER WISE BREAKUP OF IMPORTS

Rs. In Thousands

HSCODE	COMMODITY	Jul-Jun	Jul-Jun
		2019-20	2020-21
	ELECTRICAL MACHINERY,EQUIP,PARTS		
85139090	OTH PARTS OF ELECTRIC LAMPS	26,031	2,344
85141000	RESISTANCE HEAT FURNANCE\OVEN	26,060	63,929
85142000	FUR\OVE BY INDUCTION\DIELE LOS	318,243	274,548
85143000	OTH FURNANCES AND OVENS	485,599	262,865
85144000	OTH INDUCTION/DI-ELECTRIC HEATING EQUIPMENT	437,796	198,006
85149000	PARTS OF INDUS/LAB FURN & OVEN	275,427	231,762
85151100	SOLDERING IRON AND GUNS	132,663	114,948
85151900	OTHER BRAZING/SOLDERING IRONS&GUNS	218,677	220,358
85152100	MACHINES&APPARATUS FOR RESISTANCE WELDING OF METAL	63,044	256,151
85152900	OTHER MACHINES RESISTANCE WELDING OF METAL	76,725	793,008
85153100	MACHINES&APPARATUS FOR ARC WELDING METAL FULLY/PARTLY AUTOMATIC	36,636	223,394
85153900	OTHER MACHINES/APPARATUS ARC WELDING METAL	528,073	395,799
85158000	OTHER MACHINES/APPARATUS HOT SPRAYING METAL	438,241	821,163
85159000	PARTS(OF HEADING NO.85.15)	421,179	612,176
85161010	ELE INST/IMERSION HEATER CKD/S	2,220	1,857
85161090	ELE INSTANEOUS/IMERSION HEATER	87,041	94,751
85162100	STORAGE HEATING RADIATORS	5,292	20,994
85162900	OTHER ELECTRIC SPACE/SOIL HEATNG APPARATUS	463,867	784,465
85163100	HAIR DRYERS	76,075	133,325
85163200	OTHER HAIR DRESSING APPARATUS	88,525	230,250
85163300	HAND DRYING APPARATUS	6,056	22,194
85164000	ELECTRIC SMOOTHING IRONS	129,175	208,548
85165010	MICROWAVE OVENS CKD/SKD	1,127	886
85165090	MICROWAVE OVENS	70,569	88,153
85166010	ELECTRIC OVEN	80,339	121,386
85166020	ELECTRIC RANGES	2,420	4
85166030	ELECTRIC ROASTERS/GRILLERS	6,395	16,605
85166090	OTHER APPLIANCES USED DOMESTIC PURPOSE	265,618	531,790
85167100	ELECTRIC COFFEE OR TEA MAKERS	91,689	71,098
85167200	ELECTRIC TOASTERS	84,781	59,530
85167910	INSECT KILLER	91,457	128,349
85167990	OTH ELECTRO THERMIC APPLIANCES	153,820	212,710
85168010	ELECTRIC HEATING ELEMENT FOR REFRIGERATORS	112,222	151,651
85168090	OTHER ELECTRIC HEATING RESISTOR	159,943	203,289
85169000	PARTS ELECTRO-THERMIC APPLIANCES H-85.16	1,929,786	3,606,158
85171100	LINE TELEPHONE CORDLESS HANDSETS	19,719	25,594
85171211	CELLULAR MOBILE PHONE CKD/SKD	7,513,142	100,530,832

PCT CHAPTER WISE BREAKUP OF IMPORTS

Rs. In Thousands

HSCODE	COMMODITY	Jul-Jun	Jul-Jun
		2019-20	2020-21
	ELECTRICAL MACHINERY,EQUIP,PARTS		
85171219	OTH CELLULAR MOBILE PHONE	209,277,417	229,269,983
85171220	FIXED WIRELESS TERMINAL & CDMA	5,368	4,341
85171230	SATELLITE MOBILE PHONE	5,688	11,816
85171290	OTH T-PH FOR CELL/WIRELESS NET	26,182	8,641
85171810	VIDEO PHONE FOR CEL/W-LESS NET	7,168	5,629
85171890	OTH VIDEO PHONE CEL/W-LESS NET	298,808	173,638
85176100	BASE STATIONS FOR WIRELESS N-W	126,587	79,967
85176210	VOICE FREQUENCY TELEGRAPHY MACH	23,678	8,798
85176220	MODEMS	3,023,598	2,905,888
85176230	HIGH BITRATE DIGITAL SYSDH	3,580	13,261
85176240	DIGITAL LOOP CARRIER SYS (DLC)	3,044	2,291
85176250	SYNCHRONOUS DIGITAL SYSDH	3,777	32,645
85176260	MULTIPLEXER, STATISTICAL M-PLX	82,078	11,688
85176270	ROUTERS	5,543,629	5,730,957
85176290	OTH RECP/TRANS/ROUT/ MACH	29,860,088	28,318,893
85176910	MODEMS	1,984	549
85176920	CONCENTRATORS	3,826	112
85176940	OTHER MULTIPLEXERS	27	-
85176950	SET TOP BOX FOR INTERNET ACCES	20,277	-
85176960	OTH ATTACHMENT FOR TELEPHONE	2,766	480
85176970	OTH LAN HUBS,BRIDGE,SWITC	4,499,338	3,990,180
85176980	MULTISTATION ACCESS UNITS	48,732	67,635
85176990	OTHER APPARATUS FOR RECP/TRANS	1,917,524	2,529,020
85177000	PARTS OF NETWORKING EQUIP	13,078,368	9,958,521
85181010	MICROPHONE FREQUENCY 300 TO HZ-3.4 KHZ	10,725	10,425
85181090	OTHER MICROPHONE AND STANDS	71,953	93,499
85182100	SINGLE LOUD SPEAKERS MOUNTED IN ENCLOSURE	482,587	653,446
85182200	MULTIPLE LOUD SPEAKER MOUNTED IN ENCLOSURE	452,793	437,613
85182910	LOUD SPEAKER WITHOUT HOUSING FREQUENCY RANGE OF 300HZ TO 3.4KHZ	4,560	10,692
85182990	OTHER LOUD SPEAKER NOT MOUNTED IN ENCLOSURE	459,659	553,793
85183000	HEADPHONES/EARPHONES/MICRO PHONE SPEAK SET	763,107	2,284,664
85184000	AUDIO FREQUENCY ELECTRIC AMPLIFIER	71,818	81,857
85185000	ELECTRIC SOUND AMPLIFIER SETS	37,856	65,393
85189000	PARTS & ACCESSORIES HEAD 85.18	174,491	226,796
85192000	APPA OPERATED BY COINS,BANKNOT	3	-
85193000	TURNTABLES (RECORD-DECKS)	87	3
85195000	TELEPHONE ANSWERING MACHINES	-	68

PCT CHAPTER WISE BREAKUP OF IMPORTS

Rs. In Thousands

HSCODE	COMMODITY	Jul-Jun	Jul-Jun
		2019-20	2020-21
	ELECTRICAL MACHINERY,EQUIP,PARTS		
85198110	DUBBING SYSTEM OF FILM STUDIOS	6,656	-
85198190	O-DUBBING SYSTEM PRODU HOUSES	3,247	10,097
85198910	OTH COMPACT DISK PLAYERS	565	220
85198920	DUBBING SYST FILM STUD/P-HOUSE	57	25
85198930	MP-3 PLAYER	9,786	19,749
85198990	OTH SOUND RECOR/REPRODU APPA	72,468	85,272
85211010	V.C.R	-	8
85211090	OTHER MAGNETIC TAPE TYPE VIDEO RECORDING	142,332	268,434
85219010	LASER VIDEO DISC PLAYER	452	71
85219090	OTHER VIDEO RECORDING/REPRODUCING APPARATUS	460,538	252,797
85229000	OTHER EQUIPMENT/ACCESSORIES HEADING 85.19-85.21	1,318,973	2,365,644
85232100	CARDS INCORPORTAING MAG STRIPE	1,697,987	847,992
85232910	MAGNETIC DISCS	6,037	2,440
85232930	AUDIO CASSETTES	444	66
85232940	VIDEO CASSETES	2	19
85232990	OTH MAGNETI MEDIA	5,104	21,495
85234110	COMPACT DISC (CD)UN-RECORDED	7,884	15,358
85234120	DIGITAL VERSATILE(CD)UNRECORDE	7,551	60,065
85234190	OTHER OPTICAL MEDIA UNRECORDED	40,720	21,177
85234910	OPTICAL MEDIA CONTAIN SOFTWARE	18,167,611	16,492,949
85234920	DISCS FOR LASER READIND SYSTEM	2,256	1,439
85234930	DISC LASER READ SYS,C-IMAG/VID	1,752	397
85234990	OTH OPTCAL MEDIA CON SOFTWARE	92,054	160,066
85235110	OTH OPTICAL MEDIA	15,797	27,941
85235120	OTH MULT MEDIA STORAGE DEVICE	61,954	13,240
85235130	STORAGE DEVICES CONT. SOFTWARE	213,017	102,867
85235190	OTH SEMICONDUCTOR MEDIA	77,238	112,499
85235210	SIM CARDS	1,537,363	1,863,022
85235220	MEMORY CARDS	806,202	712,916
85235290	OTHER SMART CARDS	187,130	103,218
85235910	PROXIMITY CARDS AND TAGS	841,072	1,130,745
85235990	OTHER SEMICONDUCT MEDIA	32,271	62,438
85238010	DATA/SOUND RECORDED AUTO.DPM	23,024	45,289
85238020	GRAMOPHONE RECORDS	415	108
85238040	EDUCATIONAL VIDEO TAPES	240	83
85238050	DIGITAL QURAN	11,860	13,711
85238090	OTH MEDIA FOR RECORDING SOUND	52,466	158,132

PCT CHAPTER WISE BREAKUP OF IMPORTS

Rs. In Thousands

HSCODE	COMMODITY	Jul-Jun	Jul-Jun
		2019-20	2020-21
	ELECTRICAL MACHINERY,EQUIP,PARTS		
85255010	DIG-RADIO/MOBILE N-WORKS SYST	3,041	7,646
85255020	TV BROADCAST TRANSMITTER	11,777	183
85255030	COMMUNICATION JAMMING EQUIP	26	108
85255040	WIRELESS MICROPHONE	1,567	5,974
85255090	OTHER TRANSMISSION APPARATUS	8,581	22,584
85256010	BLUE TOOTH CONN TO DP MACHINE	64,179	39,314
85256020	RADIO PAGING APPARATUS	17	3,396
85256030	MODEMS FOR TRANSMISSION APPARA	211,861	146,707
85256040	FIXED WIRELESS TERMINALS	243	-
85256050	OTH SATELLITE COMMUNICAT EQUIP	8,286	12,990
85256060	VEHICLE TRACKING SYSTEM	194,528	335,901
85256070	MODEMS FOR VEHI TRACKING SYSTE	537	263
85256090	OTH TRANSMISSION RECEPTION APP	74,256	71,835
85258010	CLOSE CIRCUIT TV CAMERAS	812,057	1,505,938
85258020	MULMEDIA STILL/VIDEO CAMERA	3,625	41,564
85258030	TELEVISION CAMERAS	2,058	3,077
85258040	DIGITAL CAMERAS	37,274	37,160
85258050	VIDEO CAMERA RECORDERS	23,949	59,833
85258090	OTH TV/VIDEO/DIGITAL CAMERA	327,202	427,686
85261000	RADAR APPARATUS	778,795	7,125
85269100	RADIO NAVIGATIONAL AND APPARATUS	209,330	367,211
85269200	RADIO REMOTE CONTROL APPARATUS	33,575	3,900
85271200	POCKETSIZE RADIOCASSETTE PLAYER	213	9
85271300	OTHER APPARATUS WITH SOUND RECORDING/REPRODUCING APPARATUS	240	-
85271900	OTHER RADIO/BROADCAST/RADIO TELEPHONY/TELEGRAPHY	17,749	24,175
85272110	RADIO-BROA RECE FOR VEH-H-8703	61,264	262,726
85272190	OTH REC COMB W/SOUND RECO APPA	371	1,544
85272910	OTH RADIO B-RECEIVE VEH H-8703	92,988	132,110
85272990	OTH RADIO APPA CAPABLE OF REC	403	4,719
85279100	OTH APPA COMB W/SOUND REC/PRO	118	2,337
85279200	APPA NOT COMB W-S-RECOR/REPROD	70	-
85279910	MODEMS FOR SUND RECOD APPA	1,650	-
85279990	OTH REPROD APPA COMBIN W-CLOCK	9,742	1,531
85284200	OTH MONITOR	15,380	19,117
85284900	OTH CATHODE-RAY TUBE MONITORS	84,587	23,776
85285200	OTH MONITOR DATA PROCESSING SY	736,035	1,422,377
85285900	OTHER MONITORS	243,699	260,017

PCT CHAPTER WISE BREAKUP OF IMPORTS

Rs. In Thousands

HSCODE	COMMODITY	Jul-Jun	Jul-Jun
		2019-20	2020-21
	ELECTRICAL MACHINERY,EQUIP,PARTS		
85286210	MULTIMEDIA PROJECTOR	261,312	261,728
85286290	OTH MULT PROJ FOR DP H 84.71	26,789	22,094
85286900	OTHER PROJECTORS FOR DP H84.71	7,856	8,685
85287110	TV SETS	43,983	34,987
85287190	OTH RECEPTION APPARATUS,(S-S)	21,023	122,232
85287211	LIQUID CRYSTAL DISPLAY(LCD) TV	167,972	194,083
85287213	LCD,LED, OLED TV IN CKD/SKD	1,606,855	2,576,821
85287219	OTH COLOR TV SETS	47,152	6,132
85287290	OTH RECEPTION APPARAT COLOUR	675,432	251,722
85287300	OTH BL&WHITE/MONOCROME R-APA	2,573	9,124
85291010	PARTS ACCESSORIES FOR CABLE,TV/SATELLITE RECEIVER	36,479	52,536
85291020	LNB ACTUATORS	72,763	90,102
85291090	OTH AERIALS/AERIAL REFLECTORS	32,481	68,753
85299020	T.V. TUNERS	78,965	24,197
85299030	T.V. CONVERTER BOX	2,306	2,920
85299090	OTH CABLE TV/SATELLITE EQUIPMENT/APPARATUS HEADING 85.25-85.28	6,946,706	13,666,955
85301000	ELECTRICAL SIGNALLING EQUIPMENT FOR RAILWAY/TRAMWAY	210,122	9,311
85308000	OTHER SIGNAL EQUIPMENT ELECTRICAL TRAFFIC CONTROL	999,713	179,643
85309000	PARTS OF EQUIPMENT HEAD 85.30	78,602	227,855
85311000	BURGLAR/FIRE ALARMS/SIMILAR APPARATUS	547,757	265,911
85312000	INDICATOR PANELS INCORPORATING LCD(LIQUID CRYSTAL DEVICE)/LED(LIGHT EMITTING DIO	173,015	187,269
85318000	OTHER APPARATUS	116,106	677,214
85319010	PANIC BUTTON	31,632	4,863
85319020	PARTS OF APPARATUS SUBHEAD 8531.2000	24,641	19,660
85319090	OTHER PARTS ELECTRIC-SOUND/VISUAL SIGNALLING APPARATUS	887,914	743,448
85321000	FIXED CAPACITORS FOR 50/60 HZ CAPACITY NOT <0.5KVAR(POWER CAPACITORS)	6,769,066	1,795,070
85322100	TANTALUM, FIXED CAPACITOR	6,226	3,538
85322200	ALUMINIUM ELECTROLYTIC FIXED CAPACITORS	11,044	12,394
85322300	CERAMIC DIELECTRIC,SINGLE-LAYER FIXED CAPACITORS	16,509	24,347
85322400	CERAMIC DIELECTRIC MULTI-LAYER FIXED CAPACITORS	55,078	61,322
85322500	DIELECTRIC OF PAPER OR PLASTIC FIXED CAPACITORS	12,962	77,304
85322900	OTHER FIXED CAPACITORS	377,716	496,182
85323090	OTH VARIA/ADJUST(PRE-SET) CAPA	33,930	39,796
85329010	CAPACITORS DECKS WITH TERMINAL	3,236	27,276
85329020	TERMINAL OF ELECTRIC-CAPACITORS	15,181	12,743
85329090	OTHER PARTS OF ELECTRIC- CAPACITORS	64,437	71,749
85331000	FIXED CARBON RESISTORS COMPOSITION/FILM TYPE	378,159	224,922

PCT CHAPTER WISE BREAKUP OF IMPORTS

Rs. In Thousands

HSCODE	COMMODITY	Jul-Jun	Jul-Jun
		2019-20	2020-21
	ELECTRICAL MACHINERY,EQUIP,PARTS		
85332100	OTHER FIXED RESISTOR CAPACITY NOT > 20 W	60,012	64,777
85332900	OTHER FIXED RESISTORS	737,693	428,150
85333100	WIRE WOUND RESISTOR CAPACITY NOT >20 W	13,787	834
85333900	OTHER WIRE WOUND VARIABLE RESISTORS	71,653	59,098
85334000	OTHER VARIABLE RESISTORS INCLUDING RHEOSTATS AND POTENTIOMETERS	185,526	163,122
85339000	PARTS FOR ELECTRICAL RESISTORS	12,582	45,792
85340000	PRINTED CIRCUITS	3,906,720	8,481,755
85351000	FUSES FOR VOLTAGE >1000 VOTTS	174,607	226,556
85352110	AUTOMATIC CIRCUIT-BREAKERS UPTO 17.5 KV	909,356	1,921,140
85352190	OTHER AUTOMATIC CIRCUIT-BREAKER OF VOLTAGE <7.5 KV	279,114	195,227
85352900	OTHER AUTOMATIC CIRCUIT BREAKER	3,363,201	360,291
85353010	ISOLATING SWITCH FOR VOLTAGE UPTO 145 KV	465,243	447,782
85353090	OTHER ISOLATING/ MAKE & BREAK SWITCHES	3,575,239	870,493
85354010	VOLTAGE LEMITERS UPTO 245 KV	130,783	525,550
85354090	OTHER VOLTAGE LIMITERS/ARRESTORS	994,082	66,731
85359000	ELECTRIC APPARATUS FOR SWITCHING/PROTECTING ELECTRIC CIRCUITS>1000 VOLTS	900,333	694,953
85361010	FUSES FOR CAR/VEH <1000 VOLT	24,259	81,434
85361090	OTH FUSES FOR VOLTAGE <1000 VO	138,995	137,215
85362010	AUTO CIRCUIT BREAKER>10AMP	2,848,080	3,603,289
85362020	AIR CIRCUIT BREAKER MULTIPHASE	242,043	316,002
85362090	OTHER AUTO CIRCUIT BREAKERS	401,578	581,609
85363000	OTHER APPARATUS PROTECTING ELECTRIC CIRCUITS	73,299	324,614
85364110	RELAYS FOR VEH/CAR NOT>60V	39,671	57,972
85364190	RELAYS FOR VOLTAGE NOT>60V	140,290	158,061
85364910	OTHER, RELAYS FOR VEH/CAR	5,333	12,695
85364990	OTHER, RELAYS	1,171,296	1,802,665
85365010	PRESSURE SWITCHES	124,096	202,943
85365021	IGN SW W/O STEA LOC CAR H-8703	79,887	89,833
85365022	NENTRAL SAFETY SW,VEH-H 8701	8,880	10,524
85365029	OTHER SWITCHES	108,762	173,373
85365091	DOOR SW M-CAR H-8703,VEH-H8704	131,876	140,511
85365099	OTH SOCK,LAMP HOLD NOT>1000VOL	719,288	816,016
85366100	LAMP HOLDERS	133,130	155,664
85366910	PLUGS&SOCKET PINS 16& ABOVE	129,071	183,151
85366990	OTH ELEC SWITCH,RELAYS,FUSES	1,428,121	1,245,227
85367000	CONNECTORS FOR OPTICALFIBRES	111,016	139,578
85369010	WAFER PROBERS ELECTRICAL	22,654	152,424

PCT CHAPTER WISE BREAKUP OF IMPORTS

Rs. In Thousands

HSCODE	COMMODITY	Jul-Jun	Jul-Jun
		2019-20	2020-21
	ELECTRICAL MACHINERY,EQUIP,PARTS		
85369030	MAGNETIC CONTRACTOR/THERMAL PROTECTORS FOR MOTORS	401,814	348,267
85369090	OTHER ELECTRICAL APPARATUS SWITCH/PROTECTING ELECTRICAL CIRCUITS	1,693,443	2,122,741
85371010	FUSE BOX VEH H-8711 NOT >1000 V	3,449	517
85371020	FUS BOX OTH CAR/VEH NOT >1000V	63,037	98,229
85371090	OTH BOARDS, PANELS, CONSOLES	26,429,034	6,834,844
85372000	BODIES, CONSOLE ETC VOLTAGE >1000V	1,893,742	3,763,954
85381000	BOARD,PANELS GOODS HEAD 85.37	441,731	582,875
85389010	VACCUUM INTERRUPTERS CIRCUIT BREAKER	16,959	23,464
85389090	OTHER PARTS HEAD 8535,8536,8537	4,012,600	6,216,178
85391000	SEALED BEAM LAMP UNITS	148,103	236,190
85392110	AUTO BULBS	319,748	476,831
85392190	OTHER TUNGSTEN HALOGEN LAMPS	75,783	69,086
85392200	OTHER LAMPS 200W FOR VOLTAGE>100V	96,375	126,587
85392910	BULBS FOR AUTOMOTIVE VEHICLES	34,478	38,048
85392920	BULBS FOR FLASH LIGHT	621	350
85392990	OTHER FILAMENT LAMP EXCLUDING ULTRA VIOLET /INFRARED/ARC LAMPS	161,044	200,351
85393110	FLORESCENT CATHOD ENERGY SAV L	195,554	108,158
85393120	FLORESCENT CATHOD ENERGY SAV T	142,348	149,549
85393190	OTH.DISCHARGE FLORESCENTLAMPS	40,803	63,282
85393210	MERCURY OR SODIUM VAPOUR LAMPS	24,046	13,209
85393220	ENERGY SAV. TUBE(MERCURY/SODIM	1,624	26
85393290	OTH.MERC,SODI,METAL HALID LAMP	64,006	29,995
85393900	OTH MERCURY/SOD VAPOR LAMP	27,349	30,672
85394100	ARC-LAMPS (ELECTRIC)	6,166	4,849
85394910	INFRA-RED LAMPS	12,607	24,996
85394920	ULTRA-VOILET LAMPS	45,829	83,370
85395010	LED LAMP BULB	1,566,294	909,084
85395020	LED LAMP TUBE	566,105	512,423
85399010	TUNGSTEN FILAMENT FOR 6,12,24V	100,885	63,326
85399020	LEAD WIRE/BASE CAP FOR-AUTO BULBS & TUBELIGHTS	537,198	426,438
85399030	PARTS OF ENERGY SAVING LAMPS	12,751	1,301
85399040	PARTS OF ENERGY SAVING LAMPS	182,131	217,325
85399090	OTHER PART ELECTRIC FILAMENT OR DISCHARGE LAMPS	3,113,906	4,974,264
85404000	DATA/GRAPHIC DISPLAY TUBE,COLO	122	-
85407100	MAGNETRONS	476,576	780,739
85407900	OTHER,MICROWAVE TUBE,CARCINOTRONS	740	370
85408100	RECEIVER OR AMPLIFIER VALVES/TUBES	1,014	1,557

PCT CHAPTER WISE BREAKUP OF IMPORTS

Rs. In Thousands

HSCODE	COMMODITY	Jul-Jun	Jul-Jun
		2019-20	2020-21
	ELECTRICAL MACHINERY,EQUIP,PARTS		
85408900	OTHER VALVES AND TUBES,N.S.	2,741	4,290
85409100	PARTS OF CATHODE-RAY TUBES	273	-
85409900	OTH PARTS OF HEADING NO.85.40	3,585	1,898
85411000	DIODES,OTHER THAN PHOTSENSITIVE OF LIGHT EMITTING DIODES	337,298	517,511
85412100	TRANSISTOR OTHER THAN PHOTSENSITIVE	7,451	9,869
85412900	OTHER TRANSISTOR DISSIPATION RATE OF <1W	286,928	252,826
85413000	THYRISTORS DIACS AND TRIACS	27,175	50,921
85414000	PHOTSENSITIV SEMICONDUCTOR DEVICES	57,712,957	65,701,132
85415000	OTH SEMICONDUCTOR DEVICES	58,150	52,892
85416000	MOUNTED PIEZO-ELECTRIC CRYSTAL	133,505	63,009
85419000	PARTS OF APPARATUS OF H-85.41	154,997	53,382
85423100	PROCESSORS & CONTROLLERS	361,692	444,220
85423200	MEMORIES	5,480	26,301
85423300	AMPLIFIERS	50,246	255,898
85423900	OTH ELECTRO INTEGRATED CIRCUIT	1,285,209	1,245,063
85429000	PARTS OF THE HEADING NO,85.42	384,086	298,439
85431000	PARTICLES ACCELERATORS	4,069	16
85432000	SIGNAL GENERATORS	30,002	56,788
85433000	MACHINES&APPARATUS FOR ELECTROPLATING, ELECTROLYSIS OR ELECTROPHORESIS	336,833	93,985
85437010	REMOTE CONTROL	1,725,032	2,570,685
85437020	INFRARED INSECT KILLER	75,597	50,659
85437030	ULTRAVIOLET INSECT KILLER	9,467	35,758
85437090	O-MCH/APPA-INDIVIDUAL FUNCTION	2,446,101	1,334,305
85439010	PART MACH 8543.1900&8543.2000	6,729	1,355
85439090	OTH PART ELEC MACH&APPLIANCES	603,378	552,365
85441110	ENAMELLED WIRE WITH NYLON COVER	6,674	25,677
85441190	OTHER ENAMELED COPPER WIRE	230,997	341,854
85441900	OTHER WINDING WIRE OF COPPER	572,822	1,277,698
85442000	CO-AXIAL CABLE & CONDUCTORS	2,166,826	1,127,880
85443011	WIRING/CABLE CAR/VEH-8703,4,11	38,002	21,549
85443019	OTH IGN WRIN SET VEH/SH/A-CRFT	80,337	114,576
85443090	OTH WRING SET VEH/SHIP/A-CRAFT	153,238	144,095
85444210	COMPUTER LEADS WITH CONNECTOR	1,298,041	279,003
85444221	WIRI,CABLE SETS VEH-8703,04,11	17,613	3,922
85444222	WIRIN,CABLE SET VEH-8701,02,04	4	206
85444229	OTH WIRING SETS VEH-UPTO1000V	8,984	12,103
85444290	OTH CABLE SETS VEH-UPTO 1000V	2,015,001	2,403,827

PCT CHAPTER WISE BREAKUP OF IMPORTS

Rs. In Thousands

HSCODE	COMMODITY	Jul-Jun	Jul-Jun
		2019-20	2020-21
	ELECTRICAL MACHINERY,EQUIP,PARTS		
85444910	ELECTRIC TELEPHONE CABLES	6,906	8,019
85444920	MULTI CORE,FLEXIBLE CABLE-COPP	426,283	307,773
85444990	OTH ELECTRIC CONDUCTORS VOLTAGE >80V BUT NOT>1000V	9,788,737	6,958,413
85446010	OTH EL CON FOR VOLTAGE >1000V	114,317	204,705
85446090	OTH EL CON FOR VOLTAGE	986,013	1,947,107
85447000	OPTICAL FIBRE CABLES	1,967,675	1,442,621
85451100	ELECTRODES USED IN FURNACES	218,942	192,647
85451900	OTHER ELECTRODES	5,396	19,442
85452000	CARBON BRUSHES	153,268	135,304
85459010	OTHER CARBON MOTOR VEHICLE/TRACTOR	346	526
85459020	CARBON RODS DRY BATTERY CELLS	38,479	32,672
85459090	OTHER LAMP CARBON&CARBON ARTICLE	28,502	13,917
85461000	ELECTRICAL INSULATOR OF GLASS	120	4,325
85462000	ELECTRICAL INSULATOR CERAMICS	8,252,948	3,759,303
85469000	OTHER ELECTRICAL INSULATORS OTHER THAN GLASS,CERAMICS	2,108,912	244,685
85471000	INSULATING FITTINGS OF CERAMIC	1,249	2,954
85472000	INSULATING FITTINGS OF PLASTIC	42,884	97,503
85479000	OTHER INSULATING FITTINGS OF PLASTICS/CERAMICS	239,395	375,423
85481010	BATTERIES PLATES	-	99,135
85481090	OTH SCRAP OF CELL,BATTERY	84,683	305,621
85489000	OTHER,PARTS ELECTRIC MACHINE/APPARATUS NES	6,514	15,864
	TOTAL ELECTRICAL MACHINERY,EQUIP,PARTS	756,942,983	821,876,952
	RAILWAY, LOCOMOTIVE, ROLLING STOCK		
86021000	DIESEL ELECTRIC LOCOMOTIVES	-	32,798
86029000	OTHER,RAIL LOCOMOTIVE,LOCOMOTIVE TENDERS	-	1,693
86040000	RAILWAY/TRAMWAY MAINTENANCE OR SERVICE VEHICLE	482,200	-
86071100	DRIVING BOGIES&BISSSEL-BOGIES	1,404	-
86071900	OTHER INCLUDING PARTS AXELS/WHEEL	442,034	243,175
86072100	AIR BRAKES AND PARTS THEREOF	228,816	130,859
86072900	OTHER BRAKES LOCOMOTIVE&PARTS THEREOF	106,011	63,499
86073000	HOOKS,COUPLIN DEVICES,BUFFERS	15,749	41,538
86079100	OTHER PARTS OF LOCOMOTIVES	1,071,843	1,815,565
86079900	OTHER RAILWAY LOCOMOTIVE STOCK PART	10,340	32,572
86080000	RAILWAY/TRAMWAY TRACK FIXTURES	152,265	83,368
86090000	CONTAINERS DESIGNED &EQUIPPED FOR CARRIAGE BY 1 OR MORE MODES OF TRANSPORT	298,209	522,213
	TOTAL RAILWAY, LOCOMOTIVE, ROLLING STOCK	2,808,871	2,967,280

PCT CHAPTER WISE BREAKUP OF IMPORTS

Rs. In Thousands

HSCODE	COMMODITY	Jul-Jun	Jul-Jun
		2019-20	2020-21
	VEHICLES OTHER THAN RAILWAY, ROLLING STOCK		
87011010	PEDESTRAIN TRACTORS CKD / SKD CONDITION	-	1,403
87011090	OTHER PEDESTRIAN CONTROLLED TRACTORS	93	-
87012010	ROAD TRACTOR CKD/SKD CONDITION	1,006,339	919,885
87012020	ROAD TRACT-S-TRAILER CBU<280hp	107,452	1,192,059
87012030	R-TRACTOR ANY KIT FORM-280HP/>	2,334,343	1,776,708
87012040	PEDEST CONT TRACTOR CBU>280HP	980,397	1,937,248
87012090	OTHER ROAD TRACTOR SEMI-TRAILER	-	8,431
87019100	TRACK LAYING TRACTOR <18 KW	551	8,139
87019210	COMP AG-TRACTORS-ANY KIT FORM	8,182	-
87019220	AGRI TRACT,ENG CAP>26KW <37 KW	8,907	650
87019290	OTH TRACT,ENG CAP>26 KW <37 KW	74,283	121,892
87019320	AGRICULTURE TACTOR-37 TO 75KW	2,246,951	3,731,650
87019390	OTHER TRACTORS 37 TO 75 KW	905	-
87019400	AGR TRACT,ENG CAP>75 KW<130 KW	14,366	10,425
87019500	AGRI TRACT,ENG CAP>130 KW	4,387	12,676
87021010	MOTOR VEHICLE DIESEL ENGINE CKD/SKD CONDITION OF 10 PERSONS	4,519,509	3,786,883
87021090	OTHER MOTOR VEHICLE DIESEL ENGINE 10-PERSON	3,966,301	7,361,845
87022090	OTH M.V DIESEL&ELEC.10 OR>PERS	268,663	1,324,052
87023090	OTH M.VEH PET&ELEC.10 OR>PERS	10,288	-
87024090	OTH M.VEH ELECTRIC.10 OR>PERS	9,065	33,497
87029090	OTHER MOTOR VEHICLE DIESEL ENGINE	1,333,450	1,036,380
87031000	MOTOR VEHICLE FOR TRAVEL ON SNOW/ICE ROAD	34,360	92,417
87032111	COMP VEH,IN AKF,800CC,SP-IGNI	14,302,495	12,415,172
87032112	COMPONENTS,MINI VAN VEH,IN AKF	1,350,498	1,913,753
87032113	MINI VANS (CBU)	1,054,435	1,357,961
87032114	C-ASSEM/MANUF AU-RICKSHAW, AKF	514,780	713,575
87032115	AUTO RICKSHAWS (CBU)	-	111
87032119	OTH VEH CY-CAPACITY NOT>800CC	1,837,458	3,225,244
87032191	COMPEN VEH,IN AKF,800 -1000CC	15,393,477	26,610,573
87032192	COMPNE 4*4 VEH, AKF,800-1000CC	272	-
87032193	4X4 VEHICLES (CBU), 800-1000CC	830	34,166
87032194	COPM.A/M.MINI VAN AKF 800-1000	1,014,945	4,929,261
87032199	OTH VEHICLES, 800CC TO 1000CC	1,591,953	5,893,679
87032210	VEHICLE 1000-1300CC CKD/SKD CONDITION	19,193,860	38,279,886
87032220	OTHER MOTOR VEHICLE 1000-1300CC	154,258	286,329
87032230	VEHICLE >1300-1500CC CKD/SKD CONDITION	-	991
87032240	OTHER MOTOR VEHICLE >1300-1500CC	-	4,072

PCT CHAPTER WISE BREAKUP OF IMPORTS

Rs. In Thousands

HSCODE	COMMODITY	Jul-Jun	Jul-Jun
		2019-20	2020-21
	VEHICLES OTHER THAN RAILWAY, ROLLING STOCK		
87032250	COM.SUV >1000<=1500C AKF	2,601,772	2,886,064
87032260	SPORT UTILITY VEH>1000<=1500CC	16,752	10,058,192
87032290	OTH VEH CYL-CPA 1000-1500CC	2,447,047	2,768,612
87032311	COMPEN VEH,IN AKF1500-1800CC	12,712,935	27,004,850
87032319	OTH VEHICLE CYC 1500-3000CC	428,989	699,819
87032321	COMPEN VEH,IN AKF1800-3000CC	7,444,143	30,999,612
87032322	COPM.A/M.SPORTS VEH.1800-3000	6,835,539	39,016,764
87032323	SPORTS VEH(SUS.4X4)1800-3000	9,221	9,443
87032329	OTH VEHICLE CYC 1800-3000CC	502,513	2,852,694
87032410	COMPEN VEH,IN AKF CYC>-3000CC	-	2,869,506
87032490	OTH VEHICLE CYC EXCE- 3000CC	1,092,868	6,910,016
87033139	OTH PART >1000CC & =1500CC VEH	5,482	1,374
87033229	OTH VEH 1500-2500&1800-2500CC	2,942	46,422
87033310	COMP INDUS VEH>2500CC,AKF-DIES	2,586,757	8,462,189
87033390	OTH VEH CYC->2500CC,DIESEL	126,635	126,190
87034019	OTH.M.VEH SP.IG&ELEC =800CC	-	6,756
87034029	OTH VEH SP.IG&ELEC>800=1000C	-	2,862
87034031	M.V SP.IG&ELEC>1000= 1500C AKF	1,122	-
87034032	VEH.SP.IG&ELEC>1000=1300CC	135,267	418,595
87034039	OTH.V.SP.IG&ELEC>1000=1300CC	3,769,885	6,264,573
87034049	OTH.V.SP.IG&ELEC>1500=1800CC	1,227,185	3,436,575
87034059	OTH.V.SP.IG&ELEC>1800=3000CC	18,435	26,467
87034069	OTH.VEH.SP.IG&ELEC>3000CC	-	15,129
87035039	OTH.V.DIES&ELEC>1000=1500CC	6,284	10,356
87035049	OTH.V.DIES&ELEC>1500=1800CC	18,161	42,612
87035059	OTH.V.DIES&ELEC>1800=2500CC	177,116	1,932,547
87035069	OTH.V.DIES&ELEC>1800=2500CC	-	10,386
87036019	OTH.V.SP.IG&ELEC CH<=800CC	-	781
87036039	OTH.VH.SP.IG&ELE CH>1000=1300C	12,451	91,783
87036059	OTH.VH.SP.IG&ELE CH>1800=3000C	301,942	442,966
87036069	OTH.VEH.SP.IG&ELE CHRGE>3000C	50,974	54,732
87037069	OTH.V.DIES&ELE CHRGE>2500CC	16,056	-
87038010	COPM.A/M.OF ELECTRIC VEH AKF	358	-
87038090	OTH .V. WITH ONLY ELEC. MOTOR	1,901,066	5,154,389
87039000	OTHER MOTOR CAR/MOTOR VEHICLE FOR PERSONS	9	7,394
87041010	DUMP TRUCKS WITH LIMITED SPEED	29	2,425
87041090	OTH MOTOR VEHICLES FOR GOODS	8,249,024	2,469,960

PCT CHAPTER WISE BREAKUP OF IMPORTS

Rs. In Thousands

HSCODE	COMMODITY	Jul-Jun	Jul-Jun
		2019-20	2020-21
	VEHICLES OTHER THAN RAILWAY, ROLLING STOCK		
87042110	OTHER VEHICLE DIESEL G.V.W<5 TON CKD/SKD CONDITION	10,730,320	19,334,716
87042190	OTHER VEHICLE DIESEL G.V.W < 5 TON	282,897	844,997
87042211	CA,VEH GOODS,AKF,5-8-TON,DIESE	2,583,665	4,973,526
87042212	GVW>5TON <8TON CBU 2 AXLE	117,028	283,678
87042219	OTH VEH FOR GOODS 5-20 TON,DIE	26,103	279,808
87042291	CA,VEH GOODS,AKF,5-20-TON,DIES	935,454	918,271
87042292	GVW >8TON <20TON CBU 2 AXLE	97,288	177,504
87042299	OTH ,VEH GOODS,5-20-TON,DIESEL	-	234,082
87042310	VEHICLE >20 TONNES CKD/SKD DIESEL	2,192,397	1,739,672
87042320	GVW EXCEED. 20TON CBU 2 AXLE	9,572	75,121
87042330	GVW EXCEED 20TON CBU ABOVE 2 A	415,059	1,049,842
87042390	OTHER VEHICLE DIESEL >20 TONNES	72,944	488,056
87043110	VEHICLE NOT EXCEEDING 5 TONNES CKD/SKD	2,038,294	3,256,551
87043120	COPM.AS/MU. MINI CARGO VAN.AKF	16,403	160,746
87043130	MINI CARGO VAN(CBU)	-	111,591
87043140	COPM.A/M.3-WH CARGO LOADER.AKF	1,400,628	1,846,599
87043150	3-WHEELER CARGO LOADER(CBU)	7,194	299
87043190	OTHER VEHICLE NOT EXCEEDING 5 TONNES	27,741	33,426
87043220	GVW >5TON CBU 2 AXLE	23,908	-
87043240	GVW >5TON HYB.ELEC.VEH CBU	640	-
87043290	OTHER VEHICLE EXCEEDING 5 TONNES	3,540	18,592
87049090	OTHER VEHICLE FOR TRANSPORT OF GOODS	594	5,088
87051000	CRANE LORRIES	427,355	642,811
87053000	FIRE FIGHTING VEHICLES	44,158	1,846,079
87054000	CONCRETE-MIXER LORRIES	453,428	340,668
87059000	OTHER SPECIAL PURPOSE MOTOR VEHICLE	1,050,628	1,102,932
87060000	CHASSIS WITH ENGINE FOR MOTOR VEHICLE OF HEADINGS 87.01-87.05	-	18,011
87071000	BODIES/CABS,VEHICLE OF HEADING 87.03/MOTOR-CARS	5,761	66,308
87079010	BODIES M-VEH H-87042190&3190	7,920	509
87079090	BODIES OTH M-VEH H-8701TO 8705	8,338	9,962
87081010	BUMPERS(SHEET METAL)FOR VEHICLES OF SUB-HEADING 8701.2020, .2090, .9040 & .9060	4,916	4,827
87081020	FR/RE BUMPERS ETC M-CAR H-8703	38,887	83,770
87081090	OTH BUMPERS AND PARTS THEREOF	174,319	187,656
87082110	SAFETY SEAT BELTS M-CAR,H-8703	14,449	16,534
87082120	SAFETY SEAT BELTS VEH,H-8701,4	907	201
87082190	OTHER SAFETY SEAT BELTS	359,390	339,969
87082911	PARTS/ACCE OF BODIES VH-H-8701	210	6,002

PCT CHAPTER WISE BREAKUP OF IMPORTS

Rs. In Thousands

HSCODE	COMMODITY	Jul-Jun	Jul-Jun
		2019-20	2020-21
	VEHICLES OTHER THAN RAILWAY, ROLLING STOCK		
87082919	OTH PARTS /ACC OF BODIES M-VEH	6,689	24,682
87082920	BODY PARTS, VH-H-87021090,9090	15,800	2,089
87082931	AIR OUTLET ASSEMB M-CAR H-8703	908,328	1,543,060
87082932	BODY PARTS OF VEH H-8703.2113	185,069	250,912
87082939	BODY PARTS OF VEH H-8703.2190	4,418,541	3,845,412
87082941	BODY PARTS OF VEH H-8704.2190	46,930	81,244
87082942	BODY PARTS OF VEH H-8704.2219	3,878	10
87082949	BODY PARTS OF OTH VEHICLES	267,322	897,372
87082990	PARTS/ACC M-VEH H-8701 TO 8705	366,401	798,413
87083010	BRAKES VEH H-87032115-87043190	138,843	82,918
87083020	BRAKE PATS H-87021090,9090	78,148	237,174
87083031	BRAKE PART VH-H-87042190&.3190	5,540	40,349
87083032	BRAKE- P V-8704.2219,2299,2390	-	508
87083039	OTH BRAKE PATS VH-H-8704.22&23	191,451	292,429
87083090	OTHER BRAKE PATS OF OTHER VEH	936,622	1,288,275
87084010	GEAR BOXES FOR AGRI-TRACTOR	4,156	11,850
87084090	OTHER GEAR BOXES FOR VEHICLE	1,145,608	372,752
87085010	BUILT UP DRIVE AXE VH-8701,2,4	161,118	485,549
87085020	BUILT UP DRIVE AXEL AGRI-TRACT	7,668	34,864
87085090	DRIVE AXLES WITH DIFFERENTIAL	748,411	681,386
87087010	ROAD WHEELS,RIMS-CARS H-8703,4	211,934	275,194
87087020	ROAD WHE,RIM,VEH-8701,2,4(6X2)	88,848	235,435
87087090	OTH ROAD WHEELS,PARTS & ACCE	333,305	825,018
87088010	SUSPE S-ABSORBERS CARS 87.03,4	137,771	252,685
87088020	PIN FOR SHOCK ABSORB (4X2 VEH)	888	366
87088090	OTH SUSPENSION SHOCK-ABSORBERS	1,219,923	1,453,094
87089110	RADIATORS WITH ALUMINUM CORE	35,407	355,074
87089120	RADI O/TH ALU CORE CAR-8703,4	5,153	14,083
87089130	RADI O/T ALU CORE VH-8701,4*4	997	2,118
87089190	OTH PARTS AND ACCESSORIES	459,562	907,240
87089210	SILENCERS,EXH-PIPE CAR 87.03,4	13,053	28,582
87089220	SILENCER,EXH-PIPE VEH-8701,2,4	423	7,073
87089290	OTH SILENCER AND EXH-PIPE	53,448	448,230
87089310	UPP/LOWER PLA CLUCH CAR 8703,4	39,358	48,290
87089320	LOWER PLATE CLUCH VH-87032193	631	117
87089390	OTH CLUTCHES AND PARTS VEH	255,856	353,587
87089410	STEERING WHEELS M-CARS 8703,4	27,051	54,955

PCT CHAPTER WISE BREAKUP OF IMPORTS

Rs. In Thousands

HSCODE	COMMODITY	Jul-Jun	Jul-Jun
		2019-20	2020-21
	VEHICLES OTHER THAN RAILWAY, ROLLING STOCK		
87089420	STEERING GEARS CAR-8703-800CC	389	1,109
87089490	OTH STEERING WHEELS/BOXES	524,028	972,267
87089500	SAFETY AIRBAGS INFLATER SYSTEM	3,293	7,267
87089910	O-PART VEH H-87012020,90,40,60	66,278	19,648
87089920	COMPONEN FOR VEH-87021090&9090	384	147
87089930	COMPONENTS MOTOR CAR H-8703	448,835	215,864
87089940	COMPONENTS VH-87042190,3190	281,028	135,686
87089950	COMPONEN VH-87042219,2290,2390	4,498	9,606
87089990	PARTS & ACCESSORIES OF MOTOR VEHICLES	4,611,231	17,984,286
87091100	WORK TRUCKS SELF-PROPELLED ELECTRICAL	20,184	4,933
87091900	OTHER WORK TRUCK SELF PROPELLED NOT-FITTED WITH LIFTING/HANDLING EQUIPMENT	1,029,542	39,984
87099000	PARTS,H-NO.87.09 OF WORK TRUCK	16,397	18,708
87100010	ARMOURED CASH CARRYING VEHICLE	27,396	35,172
87100090	TANKS,OTH ARMOUD FITGHING VEH	5,953	4,898
87111090	OTHER MOTOR CYCLE NOT EXCEEDING 50CC	2,809	3,866
87112010	MOTOR CYCLE 50-250 CC CKD/SKD CONDITION	9,959,694	11,907,421
87112090	OTHER MOTOR CYCLE CAPACITY 50-250CC	80,968	132,799
87113090	OTH MOTOR CYCLES,OF A CYLINDER	19,676	18,832
87114090	OTH MOTORECYCLE 500-800CC	5,671	45,702
87115090	OTH MOTORCYCLE EXCEDING 800CC	73,713	340,824
87116010	COMP M.CYCL WIT ELEC MOTOR AKF	1,915	12,832
87116020	ELEC-POW 2-WHEEL DEVICE(HOVER)	225	294
87116090	OTH. ELECTRIC M.CYLCLE	5,059	13,896
87119010	OTHER MOTOR CYCLE ,CKD/SKD CONDITION	1,715	-
87119090	OTHER MOTOR CYCLE/MOPEDS	80	-
87120000	BICYCLES,OTHER DELIVERY TRICYCLES, NOT MOTORISED	655,704	987,822
87131000	CARRIAGES FOR DISABLED PERSONS, NOT MECHANICALLY PROPELLED	698,257	629,404
87139000	OTHER INVALID CARRIAGES MOTORISED	28,427	22,409
87141010	SADDLES OF MOTORCYCLES,MOPEDS	152	184
87141020	COMPONNENT FOR VEHICLE-H-8711	1,136,117	1,665,498
87141030	DRUM GEAR SHIFT OF VEHI-H-8711	153,024	186,580
87141040	COMPONENTS FOR VEH HEAD 87.11	35,740	34,664
87141090	OTH PART ACC VEH H-87.11-87-13	3,100,251	3,824,788
87142000	PART ACCESSORIES OF CARRIAGES FOR DISABLED PERSONS	5,704	13,011
87149100	FRAMES,FORKS & PARTS THEREOF	2,335	1,353
87149200	WHEEL RIMS AND SPOKES	31,852	54,240
87149310	FREE WHEEL SPRO BICYCLE H-8712	87,091	150,228

PCT CHAPTER WISE BREAKUP OF IMPORTS

Rs. In Thousands

HSCODE	COMMODITY	Jul-Jun	Jul-Jun
		2019-20	2020-21
	VEHICLES OTHER THAN RAILWAY, ROLLING STOCK		
87149390	OTH FREE WHEEL SPROCK BICYCLE	2,480	4,784
87149400	BRAKES,COASTER BRAKING HUBS,HUB BRAKES,& PARTS THEREOF	20,981	42,346
87149500	OTHER, SADDLES	37,025	41,864
87149600	PEDALS,CRANK-GEAR,& PARTS THEREOF	7,769	7,185
87149900	OTHER,PARTS AND ACCESSORIES	295,258	423,471
87150000	BABY CARRIAGES & PARTS THEREOF	119,281	109,948
87161010	COMPO TRAILER/S-TRAILER IN AKF	7	32
87161090	OTH TRAILER/S-TRAILER CRV TYPE	21,575	4,181
87162090	OTH SELF-LOADING/UN-AG-TRAILER	4,631	11,274
87163190	TRAILERS FOR TRANSPORT GOODS	242,005	21,994
87163910	COMPONEN OTH TRAILERS IN AKF	2,148	-
87163990	OTH TRAILERS/SE-TRAILERS GOODS	183,372	11,374
87164010	COMPO OTH TRAIL/SE-TRAILER-AKF	987	4,849
87164090	OTH TRAILERS & SEMI -TRAILERS	387,977	84,719
87168010	COMPO FOR OTH VEH IN ANY KIT-F	731	614
87168090	OTHER VEH NOT MANHNICALLT PROP	193,715	262,272
87169000	PARTS,TRAILER SEMI-TRAILER, H87.16	604,624	470,889
	TOTAL VEHICLES OTHER THAN RAILWAY, ROLLING STOCK	187,379,659	371,852,859
	AIRCRAFT, SPACECRAFT AND PARTS THEREOF		
88010000	GLIDERS AND HANG GLIDERS	9,113	3,509
88021100	HALICOPTER UNLADN WT!>2000 KG	1,192,953	-
88021200	HALICOPTER UNLADEN WEIGHT>2000 KG	4,377,266	-
88022000	AEROPLANE,AIRCRAFT,UNLADEN WEIGHT NOT >2000KG	3,535	58,324
88023000	AEROPLANE UNLADEN WEIGHT>2000 BUT NOT >15000KG	11,020	-
88024000	AEROPLANE UNLADEN WEIGHT>15000KG	2,840,711	201,063
88026000	SPACECRAFT/SUBORBITAL/SPA VEH	-	24,270
88031000	PROPELLERS,ROTORS & PARTS THEREOF	1,509	6,835
88032000	UNDER CARRIAGES/PARTS THEREOF	216,365	48,935
88033000	OTHER PARTS OF AEROPLANE/HELICOPTER	1,282,931	1,632,678
88039000	OTHER PARTS OF H-88.01 OR 88.02	4,468,877	2,053,837
88040000	PARACHUTES AND ROTOCHUTES,PARTS & ACCESSORIES THEREOF	7,019	2,772
88051000	AIRCRAFT LAUNCHING GEAR,DECK-ARRESTOR	22,627	-
88052900	OTHER GROUND FLYING TRAINER ,PART	2,394	658
	TOTAL AIRCRAFT, SPACECRAFT AND PARTS THEREOF	14,436,320	4,032,881
	SHIP, BOATS & FLOATING STRUCTURES		
89011000	CRUISE SHIPS,BOATS FOR PERSONS	9,101,118	10,239,014

PCT CHAPTER WISE BREAKUP OF IMPORTS

Rs. In Thousands

HSCODE	COMMODITY	Jul-Jun	Jul-Jun
		2019-20	2020-21
	SHIP, BOATS & FLOATING STRUCTURES		
89019000	OTHER VESSELS FOR PERSONS/GOODS	8,085,747	1,375,557
89020000	FISHING VESSELS,FACTORY SHIP	-	506,324
89031000	INFLATABLE YACHTS&OTHER VESSEL FOR PROCESSING/PRESERVING FISHERY PRODUCTS	5,617	1,659
89039100	SAILBOATS,WITH/WITH OUT AUXILIARY-MOTOR	-	12,763
89039200	MOTORBOAT,OTHER THAN OUTBOARD MOTOR-BOATS	6,631	13,898
89039900	OTH INFLATABLE YACHTS	9,646	54,822
89040000	TUGS AND PUSHER CRAFT.	2,123,635	77,717
89051000	DREDGERS	1	27,684
89052000	FLOATING OR SUBMERSIBLE DRILLING OR PRODUCTION PLATFORMS	-	19,934
89059000	OTH LIGHT VESSELS,FLO-CRANES	42,844	10,674
89071000	INFLATABLE RAFTS	969	17,409
89079000	OTHER; FLOATING STRUCTURES	13,290	424,768
89080000	VESSEL,FLOATING-STRUCTOR FOR BREAKING UP	5,431,047	65,257,564
	TOTAL SHIP, BOATS & FLOATING STRUCTURES	24,820,545	78,039,787
	OPTICAL,PHOTOGRAPHIC,CINEMATOGRAPHIC,MEASURING,MEDICAL OR SURGICAL INSTRUMENTS AND APPARATUS,PARTS AND ACCESSORIES		
90011000	OPTICAL FIBRES,OPTICAL FIBRE BUNDLES AND CABLES	370,475	474,596
90012000	SHEETS/PLATES OF POLARISING MATERIAL	11	181
90013000	CONTACT LENSES.	41,523	71,719
90014000	SPECTACLE LENSES OF GLASS.	110,025	99,212
90015000	SPECTACLE LENSES OF OTHER MATERIAL	45,369	53,122
90019000	OTHER LENSES, PRISMS, MIRRORS	997,843	1,340,725
90021100	OBJETIVE LENSES FOR CAMERA/PROJECTORS OR PHOTOGRAPHIC ENLARGERS OR REDUCERS	26,651	10,016
90021900	OTHER OBJECTIVE LENSES.	33,081	7,422
90022000	FILTERS	986	11,590
90029000	OTHER,MOUNTED OPTICAL ELEMENTS	32,499	52,997
90031100	FRAMES,MOUNTINGS OF PLASTICS	12,871	16,837
90031900	FRAMES,MOUNTING OF OTHER MATERIAL	301,331	417,944
90039000	PART FOR FRAMES&MOUNTINGS FOR SPECTACLES	1,397	555
90041000	SUNGLASSES	286,436	546,221
90049000	OTHER SPECTACLES,GOGGLE&THE LIKE,CORRECTIVE, PROTECTIVE OR OTHER	403,866	203,867
90051000	BINOCULARS	42,276	32,835
90058000	OTHER INSTRUMENTS	383,527	163,184
90059000	PARTS & ACCESSORIES (INCLUDING MOUNTINGS)	29,416	8,195
90061000	CAMERA FOR PREPARING PRINTING PLATES OR CYLINDERS	-	15
90063000	CAMERA USED IN UNDERWATER SURVEY	48,191	14,138
90064000	INSTANT PRINT CAMERAS	7,145	15,666

PCT CHAPTER WISE BREAKUP OF IMPORTS

Rs. In Thousands

HSCODE	COMMODITY	Jul-Jun	Jul-Jun
		2019-20	2020-21
	OPTICAL, PHOTOGRAPHIC, CINEMATOGRAPHIC, MEASURING, MEDICAL OR SURGICAL INSTRUMENTS AND APPARATUS, PARTS AND ACCESSORIES		
90065100	CAMERA(SLR-SINGLE LENS REFLEX) FOR ROLL FILM OF WIDTH NOT >35MM	-	4
90065900	OTHER CAMERA PHOTOGRAPHIC NS	1,307	1,197
90066100	DISCHARGE LAMP(ELECTRONIC) FLASHLIGHT APPARATUS	3,313	14,210
90066900	OTHER PHOTOGRAPHIC FLASHLIGHT APPARATUS	4,258	10,863
90069100	PARTS, ACCESSORIES PHOTOGRAPHIC CAMERA	45,794	65,207
90069900	PART, ACCESSORIES PHOTOGRAPHIC FLASHLIGHT APPARATUS	5,585	2,709
90071000	CINEMATOGRAPHIC CAMERAS S-R/RE	8,192	1,193
90072000	CINEMATOGRAPHIC PROJECTORS	4,242	2,547
90079100	PARTS, ACCESSORIES FILM CAMERA	5,183	1,529
90079200	PARTS, ACCESSORIES FOR FILM PROJECTOR	2,233	668
90085000	PROJECTORS, ENLARGERS & REDUCERS	2,228	1,046
90089000	PARTS/ACCESSORIES OF HEADING NO.90.08	169	355
90101000	APPARATUS, EQUIPMENT AUTOMATICALLY DEVELOPING FILM	50,426	20,919
90105000	OTHER APPARATUS EQUIPMENT PHOTO-GRAPHIC LABORATORIES	5,457	14,505
90106000	PROJECTION SCREENS	41,408	43,069
90109000	PART ACCESSORIES OF APPARATUS/EQUIPMENT H-90.10	5,755	14,028
90111000	STEREOSCOPIC MICROSCOPES	71,251	1,498
90112000	OTHER MICROSCOPES, PHOTO-MICROGRAPHY, CINEPHOTOMICROGRAPHY OR MICROPROJECTION	9,644	21,398
90118000	OTHER MICROSCOPES	236,979	339,950
90119000	PARTS, ACCESSORIES OF OPTICAL MICROSCOPE	18,136	7,200
90121000	MICROSCOPE OTHER THAN OPTICAL MICRO-SCOPES; IFFRACTION APPARATUS	167,736	205,738
90129000	PARTS, ACCESSORIES MICRO-SCOPE OTHER THAN OPTICAL MICROSCOPES;	6,508	4,640
90131000	TELESCOPIC SIGHTS FITTING TO ARMS	3,223	41,790
90132000	LASERS OTHER THAN LASER DIODES	88,095	66,632
90138000	OTHER DEVICES APPLIANCES & INSTRUMENTS	549,696	226,514
90139000	PARTS, ACCESSORIES OF SUB GROUP-90.13	34,056	89,477
90141000	DIRECTION FINDING COMPASSES	5,535	9,918
90142000	INSTRUMENTS/APPLIANCES FOR AERONAUTICAL OR SPACE NAVIGATION	112,386	65,315
90148000	OTHER INSTRUMENTS/APPLIANCES (NAVIGATIONAL)	26,781	18,309
90149000	PART, ACCESSORIES OF SUB GROUP OF 90.14	983	2,140
90151000	RANGEFINDERS	6,078	3,029
90152000	THEODOLITES AND TACHEOMETERS	78,661	34,235
90153000	LEVELS	59,438	121,643
90154000	PHOTOGRAMMETRICAL SURVEYING INSTRUMENTS/APPLIANCES	715	1,317
90158000	OTHER INSTRUMENTS AND APPLIANCE	2,776,141	1,534,237
90159000	PARTS AND ACCESSORIES OF SUB GROUP 90.15	286,897	249,718
90160010	BALANCES, ELECTRONIC	46,721	58,500

PCT CHAPTER WISE BREAKUP OF IMPORTS

Rs. In Thousands

HSCODE	COMMODITY	Jul-Jun	Jul-Jun
		2019-20	2020-21
	OPTICAL, PHOTOGRAPHIC, CINEMATOGRAPHIC, MEASURING, MEDICAL OR SURGICAL INSTRUMENTS AND APPARATUS, PARTS AND ACCESSORIES		
90160090	OTHER BALANCES OF SENSITIVITY OF 5 CG OR BETTER, WITH OR WITHOUT WEIGHTS	12,755	16,807
90171010	TEXTILE GARMENT DESIGNING MACHINES, WITH CAD/CAM/CIM SYSTEM	33,259	41,382
90171090	OTHER TEXTILE GARMENT DESIGNING MACHINES	10,759	19,396
90172000	OTHER DRAWING MARKING OUT/MATHMATICAL CALCULATING INSTRUMENTS	104,425	52,103
90173010	MICROMETERS	14,797	12,115
90173020	CALLIPERS AND GAUGES	51,914	74,655
90178010	MEASURING RODS AND TAPES	210,272	253,024
90178090	OTHER INSTRUMENT FOR MEASURING LENGTH	62,743	31,395
90179000	PARTS/ACCESSORIES OF SUB GROUP 90.17	64,948	13,322
90181100	ELECTRO-CARDIOGRAPHS	312,816	395,966
90181200	ULTRASONIC SCANNING APPARATUS	1,071,648	1,178,937
90181300	MAGNETIC RESONANCE IMAGING APPARATUS	969,247	2,454,470
90181400	SCINTIGRAPHIC APPARATUS	291,672	101,212
90181900	OTHER ELECTRO-DIAGNOSTIC APPARATUS	6,109,757	4,897,401
90182000	ULTRA VIOLET/INFRA-RED RAY APPARATUS	23,380	19,500
90183110	SYRINGES WITH NEEDLES	3,221,191	2,740,157
90183120	SYRINGES WITHOUT NEEDLES	72,827	62,636
90183200	TUBULAR METAL NEEDLE/NEEDLES FOR SUTURES	701,594	850,770
90183910	DEXTROSE, SALINE INFUSION SETS	44,779	38,229
90183920	DEXTROSE & SALINE INFUSION SET, NEEDLES	1,124,576	1,304,746
90183931	SUCTION CATHETER	43,268	71,700
90183933	FOLY'S CATHETER	310,038	370,952
90183939	OTHER CATHETER	3,080,781	1,994,223
90183940	CANNULA	2,425,312	2,917,260
90183950	SURGICAL NEEDLES	115,051	117,685
90183960	ENDO TRACHEAL TUBE CATHETER	160,738	94,145
90183970	BALLOONS CATHETER	399,613	349,255
90183990	OTHER NEEDLES, CATHETERS, CANNULA ETC	8,079,494	8,381,613
90184100	DENTAL DRILL ENGINES, DENTAL EQUIPMENT	17,197	9,776
90184900	OTHER; INSTRUMENT/APPLIANCES USED IN DENTAL SCIENCE	197,301	147,039
90185000	OTHER, OPHTHALMIC INSTRUMENT & APPLIANCES	1,179,361	667,197
90189010	ANESTHESIA APPARATUS	289,550	278,497
90189020	STETHOSCOPES	111,188	91,021
90189030	SURGICAL SCISSORS	65,788	6,028
90189040	SURGICAL KNIVES	49,326	19,416
90189050	SPHYGMOMANO-METER	635,890	896,925
90189060	INFANT INCUBATORS	55,317	87,831

PCT CHAPTER WISE BREAKUP OF IMPORTS

Rs. In Thousands

HSCODE	COMMODITY	Jul-Jun	Jul-Jun
		2019-20	2020-21
	OPTICAL,PHOTOGRAPHIC,CINEMATOGRAPHIC,MEASURING,MEDICAL OR SURGICAL INSTRUMENTS AND APPARATUS,PARTS AND ACCESSORIES		
90189070	FIBRE DIALIZERS	766,192	1,231,380
90189090	OTHER INSTRUMENT,APPLIANCES USED IN MEDICAL/SURGICAL/VETERINARY	9,709,180	8,538,416
90191000	MECHANO-THERAPY,MESSAGE/PSYCHOLOGICAL APTITUDE TESTING APPARATUS	356,303	635,413
90192010	OXYGENATOR WITH ACCESSORIES	572,990	1,589,742
90192020	OZONE THERAPY APPARATUS	220	5,210
90192030	ACROSOL THERAPY APPARATUS	1,089,190	1,443,853
90192090	OTHER THERAPEUTIC RESPIRATION APPARATUS	1,574,979	2,799,614
90200010	GAS MASKS	102,351	54,957
90200020	OTHER BREATHING APPLIANCES	1,131,935	729,084
90211000	ORTHOPAEDIC/FRACTURE APPLIANCES	163,293	125,474
90212100	ARTIFICIAL TEETH	1,450	1,276
90212900	OTHER; DENTAL FITTINGS	33,408	14,514
90213100	ARTIFICIAL JOINTS	1,437,460	1,009,635
90213900	OTHER ARTIFICIAL PARTS OF BODY	2,562,972	1,809,441
90214000	HEARING AIDS,EXCLUDING PART/ACCESSORIES	594,883	600,649
90215000	PACEMAKERS FOR STIMULATING HEART MUSCLES,	653,040	671,555
90219000	OTHER:APPLIANCES WORN/CARRIED/IMPLANTED IN BODY TO COMPENSATE DEFECT/DISABILITY	3,078,599	1,393,692
90221200	APPARATUS FOR X-RAY,MEDICAL,SURGICAL,DENTAL USES	1,656,131	1,416,914
90221300	OTHER, APPARATUS X-RAY DENTAL USES	121,881	39,156
90221400	OTHER ,X-RAY APPARATUS FOR MEDICAL,SURGICAL	6,837,847	3,592,888
90221900	OTHER, APPARATUS BASED ON USE OF X-RAY	676,276	467,830
90222100	APPARATUS FOR USE OF ALPHA,BETA RADIATIONS	1,803	1,288,363
90222900	APPARATUS FOR ALPHA,BETA GAMMA RADIATIONS	229,519	68,884
90223000	X-RAY TUBES	273,839	318,994
90229000	OTHER,APPARATUS BASED X-RAY,ALPHA,BETA,GAMMA RADIATIONS	1,740,918	1,817,871
90230000	APPARATUS,INSTUMENT,DESIGNED FOR DEMONSTRATIONAL PURPOSES	1,436,785	1,826,960
90241000	HARDNESS/STRENGTH/COMPRESSIBILITY TESTING MACHINES & APPLIANCES	115,956	138,371
90248000	OTHER,HARD,STRENGTH,COMPRESSIBILITY TESTING MACHINES	1,020,850	901,427
90249000	PARTS ACCESSORIES OF SUB GROUP 90.24	135,430	275,941
90251110	THERMOMETERS CLINICAL	320,434	257,405
90251190	OTHER,LIQUID-FILLED THERMOMETER	254,298	92,729
90251900	OTHER THERMOMETERS/PYROMETERS	396,288	371,616
90258010	HYDROMETERS	32,450	22,341
90258020	PSYCHROMETERS	3,384	459
90258030	TEMPERATURE GUAGES AG -TRACTOR	1,144	14,154
90258090	OTHER,INSTRUMENT RECORDING COMBINATION	460,232	380,695
90259000	PARTS,ACCESSORIES SUB GROUP- 90.25	136,166	472,656

PCT CHAPTER WISE BREAKUP OF IMPORTS

Rs. In Thousands

HSCODE	COMMODITY	Jul-Jun	Jul-Jun
		2019-20	2020-21
	OPTICAL, PHOTOGRAPHIC, CINEMATOGRAPHIC, MEASURING, MEDICAL OR SURGICAL INSTRUMENTS AND APPARATUS, PARTS AND ACCESSORIES		
90261010	FUEL GAUGES FOR AGRI-TRACTOR	6,263	715
90261020	OIL LEVEL INDICATOR AG-TRACTOR	7,487	2,166
90261030	OTH MEASURING APPA FOR M-VEH	40,629	76,960
90261090	OTH MEASURING APPA FOR LIQUIDS	515,357	551,707
90262000	APPARATUS, MEASURING/CHECKING PRESSURE.	858,366	1,022,048
90268000	OTHER, APPARATUS, MEASURING VARIABLES OF LIQUID/GASES	1,777,237	2,142,119
90269000	PARTS, ACCESSORIES OF SUB GROUP 90.26.	636,835	1,147,208
90271000	GAS/SMOKE ANALYSIS APPARATUS.	348,036	487,266
90272000	CHROMATOGRAPHS/ELECTROPHORESIS INSTRUMENTS	1,112,673	1,274,514
90273000	SPECTROMETER, SPECTROPHOTOMETERS & SPECTROGRAPH USING OPTICAL RADIATIONS	544,915	772,497
90275000	OTHER, INSTRUMENT USING OPTICAL RADIATION	1,003,277	1,356,274
90278000	OTHER, INSTRUMENT FOR PHYSICAL OR CHEMICAL ANALYSIS	4,319,628	5,522,345
90279000	MICROTOMES; PARTS/ACCESSORIES APPARATUS-90.27	906,384	1,539,561
90281000	GAS METERS	862,630	1,954,067
90282000	LIQUID METERS	13,643	80,222
90283000	ELECTRICITY METERS	171,887	131,606
90289010	SHAFT/ASSEMBLY ELECTRIC METER	33,252	413
90289020	OTHER PARTS FOR ELECTRIC METER	87,241	25,066
90289090	OTHER PRODUCTION/CALIBRATING METERS	815,139	428,055
90291010	TAXIMETERS AND PEDOMETERS	348	341
90291020	MILEO METERS	68	87
90291090	OTHER; PRODUCTION COUNTERS&LIKE; SPEED INDICATORS&TACHOMETERS	13,702	12,057
90292011	SPEED INDICATOR- VEH-8703,11,4	2,787	8,744
90292012	RPM METER FOR AGRI -TRACTOR	395	15
90292013	SPEED INDICATORS FOR OTH M-VEH	35,289	68,396
90292019	OTH SPEED INDICATOR/TACHOMETER	62,811	64,945
90292020	STROBOSCOPES	3,925	4,529
90299000	PARTS ACCESSORIES OF ARTICLE H- 90.29	152,821	299,964
90301000	INSTRUMENT/APPARATUS, MEASURE IONISING RADIATIONS	108,798	134,177
90302000	CATHODE-RAY OSCILLOSCOPE/OSCILLOGRAPH	45,031	53,718
90303100	MULTIMETERS	84,581	182,170
90303200	MULTIMETER WITH RECORD DEVICE	37,743	75,204
90303310	BATTERY METER FOR AGR -TRACTOR	38	188
90303320	OTH METERS FOR M-CARS & VEHICL	375	880
90303330	AMPERE-METER	38,604	38,923
90303390	OTH APPA (MEASURING RADIATION)	296,727	300,776
90303900	O-OSCILLOSCOPE W-RECORD DEVICE	152,671	365,411

PCT CHAPTER WISE BREAKUP OF IMPORTS

Rs. In Thousands

HSCODE	COMMODITY	Jul-Jun	Jul-Jun
		2019-20	2020-21
	OPTICAL,PHOTOGRAPHIC,CINEMATOGRAPHIC,MEASURING,MEDICAL OR SURGICAL INSTRUMENTS AND APPARATUS,PARTS AND ACCESSORIES		
90304000	OTHER,INSTRUMENT,SPECIALLY DESIGNED FOR TELECOMMUNICATIONS(CROSS TALK METER ETC)	183,910	332,086
90308200	OTHER,INSTRUMENT,MEASURE OR CHECK SEMICONDUCTOR WAFERS/DEVICE	2,278	9,707
90308400	OTH,APPA,WITH RECORDING DEVIC	85,597	375,823
90308900	OTHER,INSTRUMENT,MEASURE ELECTRICAL QUANTITIES.	1,647,668	908,182
90309000	PARTS ACCESSORIES OF SUB GROUP 90.30	192,112	1,331,556
90311000	MACHINE BALANCING MECHANICAL PARTS	55,201	84,003
90312000	TEST BENCHES	244,446	375,503
90314100	OTHER,OPTICAL INSTRUMENT CHECKING SEMICODUCTOR WAFERS OR DEVICES	46,520	1,102
90314900	OTHER,OPTICAL INSTRUMENT & APPLIANCES.	352,351	690,458
90318000	OTHER,INSTRUMENT APPLIANCES & MACHINES.	1,805,427	3,799,791
90319000	PART,ACCESSORIES OF ARTICLE H- 90.31	1,021,649	1,463,057
90321010	THERMOSTAT REFRIGERATOR / AIRCONDITIONERS	651,919	786,352
90321090	OTHER THERMOSTAT	176,433	226,430
90322000	MANOSTAT(PRESSURE REGULATORS)	30,989	36,005
90328100	OTHER,INSTRUMENT/APPARATUS HYDRAULIC OR PNEUMATIC	80,268	115,051
90328910	TEMP CONT SWIT VEH-H-8703.2115	3,686	1,180
90328920	OTH SWITCHES FOR M-CARS/VEH	42,601	96,199
90328990	OTH AUTOMATIC CONT INSTUMENTS	4,646,119	4,510,407
90329000	PARTS,ACCESSORIES OF ARTICLE H- 90.32	271,061	1,280,782
90330010	PART ACCESSORIES MEDICAL APPLIANCES OF HEARING AIDS	1,964	11,243
90330020	PACING WIRE	514	401
90330090	OTHER,PARTS ACCESSORIES(NOT ELSEWHERE SPECIFIED)MACHINES/APPLIANCES/APPRAT CH-90	348,915	416,912
	TOTAL OPTICAL,PHOTOGRAPHIC,CINEMATOGRAPHIC,MEASURING,MEDICAL OR SUR	106,339,998	111,294,193
	CLOCKS AND WATCHES AND PARTS THEREOF		
91011100	WRIST WATCHES,ELECTRICALLY OPERATED,MECHANICAL DISPLAY ONLY	423	41,052
91011900	OTHER,WRIST WATCH,BATTERY POWERED	45,184	119,021
91012100	OTHER,WRIST-WATCH,AUTOMATIC WINDING	2,930	-
91012900	OTHER,WRIST-WATCH,WHETHER OR NOT INCORPORATING STOP-WATCH FACILITY	1,232	4,240
91019100	OTHER,POCKET-WATCH ELECTRICALLY OPERATED	31,936	893
91019900	OTHER,POCKET-WATCHES&OTHER WATCHES	18,980	16,624
91021100	WRIST WATCH,ELECTRICALLY OPERATED,MECHANICAL DISPLAY	188,430	630,532
91021200	WRIST WATCH,ELE OPE,ELEC DISPL	-	99
91021900	OTHER,WRIST WATCH,BATTERY ,PRECIOUS METAL	115,015	85,130
91022100	OTHER,WRIST-WATCH,AUTOMATIC WIND	10,576	626
91022900	OTHER,WRIST-WATCH,OTHER THAN PRECIOUS METAL	465,890	870,068
91029100	OTHER, POCKET-WATCH ELECTRICALLY OPERATED	842	-

PCT CHAPTER WISE BREAKUP OF IMPORTS

Rs. In Thousands

HSCODE	COMMODITY	Jul-Jun	Jul-Jun
		2019-20	2020-21
	CLOCKS AND WATCHES AND PARTS THEREOF		
91029900	OTHER,POCKETWATCH OTHER THAN PRECIOUS METAL	11,128	30,994
91031000	CLOCK WATCH MOVE ELECTRICALLY OPERATED	151	-
91039000	OTHER,CLOCKS WATCH MOVEMENT EXCLUDING CLOCKS OF H-91.04	3,596	4,789
91040010	INSTRUMENTAL PANEL CLOCK FOR AIR/SPACE CRAFT.	112	-
91040030	CLOCKS FOR M-CARS & VEHICLES	-	14
91040090	OTHER,INSTRUMENT PANEL CLOCK VEHICLE/VESSELS	287	-
91051100	ALARAM CLOCK,ELECTRICALLY OPERATED.	9,533	3,712
91051900	OTHER, ALARAM CLOCK	8,222	14,494
91052100	WALL CLOCK,ELECTRICALLY OPERATED	14,134	15,022
91052900	OTHER, WALL CLOCKS	71,909	79,055
91059100	OTHER,CLOCK ELECTRICALLY OPERATED	8,505	7,554
91059900	OTHER, CLOCKS,NOT ELSEWHERE SPECIFIED.	11,257	12,939
91061010	HOUR-METERS/METER AGR-TRACTOR	-	70
91061090	OTH TIME-REGISTER/TIM-RECORDER	8,378	8,161
91069000	OTHER,TIME OR DAY RECORDING APPARATUS	42,632	24,068
91070000	TIME SWITCHES WITH CLOCK/WATCH	285,693	360,525
91081100	WATCH MOVEMENT,COMPLETE&aSSEMBLED,ELECTRICALLY OPERATED MECHANICAL DISPLAY	398	18
91081200	WATCH OPTO-ELECTRONIC DISPLAY	199	449
91081900	OTHER,WATCH MOVEMENT ELECTRICALLY OPERATED	1,185	1,303
91089000	OTHER,WATCH MOVEMENT COMPLETE & ASSEMBLED	6,082	972
91091000	ELE OPER.CLOCK MOVE COMP/ASSEM	399	2,803
91099000	OTHER ELECTRICALLY OPERATED CLOCK	14,856	26,464
91101100	COMPIETE MOVEMENT,UNASSEMBLED/PARTLY ASSEMBLED WATCHES	9,357	4,798
91101900	ROUGH MOVEMENTS,OF WATCHES	1	28
91109000	OTHER,COMPLETE MOVEMENT OF WATCH/CLOCK UN-ASSEMBLED	5,267	1,909
91112000	WATCH CASES BASE METAL,WHETHER OR NOT GOLD OR SILVER PLATED	2,242	883
91118000	OTHER;WATCH CASES	17,209	4,450
91119000	PARTS OF WATCH CASES	26,131	31,625
91122000	CLOCK CASES & CASES OF SIMILAR GOODS	2,632	6,562
91129000	PART OF CLOCK CASE/SIMILAR CASE	4,664	7,780
91131000	WATCH STRAPS,BAND OF PRECIOUS METAL.	-	10
91132000	WATCH STRAPS,BAND OF BASE METAL	18	2,129
91139000	OTHER,WATCH STRAPS,BANDS & PARTS	172,222	178,769
91141000	SPRINGS,INCLUDING HAIR-SPRINGS	425	1,495
91143000	DIALS	2,119	557
91144000	PLATES AND BRIDGES	17	2
91149000	OTHER;CLOCKS OR WATCH PARTS,NOT SPECIFIED.	137,234	150,056

PCT CHAPTER WISE BREAKUP OF IMPORTS

Rs. In Thousands

HSCODE	COMMODITY	Jul-Jun	Jul-Jun
		2019-20	2020-21
	TOTAL CLOCKS AND WATCHES AND PARTS THEREOF	1,759,632	2,752,744
	MUSICAL INSTRUMENTS,PARTS AND ACCESSORIES		
92011000	UPRIGHT PIANOS	7,119	3,895
92012000	GRAND PIANOS	1,077	317
92019000	OTHER,HARPSICHORD OR OTHER KEYBOARD STRINGEDINSTRUMENTS	32,081	32,354
92021000	PLAYED WITH A BOW	309	263
92029000	OTHER ,STRING MUSICAL INSTRUMENT(E,G GUITARS, VIOLINS,HARPS) ,NOT SPECIFIED.	64,916	57,884
92051000	BRASS-WIND INSTRUMENTS	1,412	700
92059000	OTHER,WIND MISICAL INSTRUMENTS(CLARINETS,TRUMPETS,BAGPIPES)	884	1,639
92060000	PERCUSSION MUSICAL INSTRUMENTS,DRUM ETC	1,528	833
92071000	KEYBOARD INSTRUMENTS,OTHER THAN ACCORDIONS	8,320	7,154
92079000	OTHER,MUSICAL INSTRUMENT E.G.GITARS,ACCORDIONS ETC	5,700	7,877
92081000	MUSICAL BOXES	14,094	7,434
92089000	OTHER;MECHANICAL STREET ORGAN/INSTRUMENTS	63,373	67,906
92093000	MUSICAL INSTRUMENT STRINGS	363	276
92099100	OTHER PARTS & ACCESSORIES FOR PIANOS.	2	-
92099200	PARTS & ACCESSORIES OF MUSICAL INSTRUMENT H-92.02	900	2,253
92099400	PARTS & ACCESSORIES MUSICAL INSTRUMENT H-92.07	45	129
92099900	OTHER;PARTS & ACCESSORIES OF MUSIAL INSTRUMENTS(CARDS PER-FORAT)	6,310	343
	TOTAL MUSICAL INSTRUMENTS,PARTS AND ACCESSORIES	208,433	191,257
	ARMS & AMMUNITION, PARTS AND ACCESSORIES		
93011000	ARTILERY WEAPONS(GUNS/MORTAR)	-	345
93019021	RIFLES BOLT ACTION	-	1,229
93019022	RIFLES SEMI-AUTOMATIC	8,691	-
93019023	RIFLES FULLY AUTOMATIC	7,774	1,029
93019029	OTHER RIFLES	269	-
93019030	MACHINE -GUNS	320	-
93019090	OTH MILITARY WEAPONS	314	-
93020011	REVOLVERS PROHIBITED BORE,>.32	-	1,457
93020091	OTHER REVOLVERS	-	1,574
93020092	OTH PISTOLS SIGN BARREL,SEMI-A	36,780	834,927
93020099	OTH REVOLVERS & PISTOLS	180	-
93032011	SHOTGUNS, S-BARREL PUMP-ACTION	142	-
93032012	SHOTGUNS, S-BARREL SEMI-AUTOMA	294	44,088
93032019	OTH SHOTGUNS, SINGLE-BARREL	110,598	6,917
93032020	SHOTGUNS, MULTIPLE BARREL	96	2,699
93032090	OTH SPORTING, HUNTING -RIFLES	80	11,430

PCT CHAPTER WISE BREAKUP OF IMPORTS

Rs. In Thousands

HSCODE	COMMODITY	Jul-Jun	Jul-Jun
		2019-20	2020-21
	ARMS & AMMUNITION, PARTS AND ACCESSORIES		
93033010	OTH SPOR,HUNT-RIFLES S-SHORT	490	3,604
93033020	OTH SPOR,HUNT-RIFLES SEMI-AUTO	-	75,915
93033090	OTH SPOR,HUNT-TAGET SHOOT RIFL	28,138	-
93039000	OTHER;FIREARMS,DEVICES OPERATED BY FIRING OF AN EXPLOSIVE CHARGE	69	62
93040000	OTHER,ARMS OF HEADING NO.93.07	57,854	60,495
93051020	FIRING MECHANI-REVOLVER/PISTOL	-	76
93051090	OTH PARTS/ACCE REVOLVER&PISTOL	29	28
93052010	SHOTGUN BARREL OF H- NO.93.03	-	2,090
93052030	RILFE FRAM&REC, PISTON&O/PARTS	660	5,421
93052090	OTH PARTS OF SHOTGUN OR RIFLES	398	1,426
93059190	OTH PARTS OFARTICL H-9301-9304	41	-
93059900	OTHER PART&ACCESSORIES ARTILERY H93.01 TO 93.04	530	153
93062100	SHORTGUN CARTRIDGES	5,014	76,880
93062900	OTHER,PARTS OF SHORTGUNS CARTRIDGES	10,359	50,913
93063090	OTH,CARTRIDG & PARTS THEREOF.	39	98,936
93070000	SWORDS,CUTLASSES,BAYONETS,LANCES & SIMILAR ARMS & PARTS THEREOF	311	242
	TOTAL ARMS & AMMUNITION, PARTS AND ACCESSORIES	269,470	1,281,936
	FURNITURE,BEDDING,MATTRESSES,LAMPS AND LIGHT FITTINGS,ILLUMINATED NAME-PLATES,PREFABRICATED BUILDINGS		
94011000	SEATS OF A KIND USED,AIRCRAFT.	13,381	3,887
94012010	SEATS FOR M-VEH H-8703 & 4	25,087	26,785
94012020	SEATS FOR M-VEH H-8701,2,4	5,638	15,286
94012090	OTH SEATS OF KIND USED FOR VEH	8,255	15,580
94015300	SEATS OF BAMBOO OR RATTAN	105	9
94015900	OTH SEATS W/N CONVERTIBLE-BED	18,078	13,414
94017100	OTHER,SEATS UPHOLSTERED METAL FRAMES	153,805	184,093
94017900	OTHER SEATS;WITH METAL FRAMES	374,046	388,514
94018000	OTHER SEATS WITH METAL FRAMES	215,312	224,083
94019010	SEAT PARTS-FOAM CAR/VEH-8703,4	255,050	554,367
94019020	SEAT PAR-FOAM CAR/VEH-8701,2,4	575	4,128
94019030	OTH PARTS OF SEATS-M-CARS/VEH	1,208,663	2,440,341
94019090	OTH SEATS W/N CONVERTIBLE-BED	775,665	1,064,117
94021010	DENTISTS' CHAIRS	67,089	266,091
94029010	OPERATING TABLES	187,298	165,625
94029090	OTHER,MEDICAL,DENTAL,SURGICAL FURNITURE	504,412	192,356
94031000	METAL FURNITURE USED IN OFFICE	51,457	63,957
94032000	OTHER,METAL FURNITURE OTHER THAN OFFICE	221,942	200,334

PCT CHAPTER WISE BREAKUP OF IMPORTS

Rs. In Thousands

HSCODE	COMMODITY	Jul-Jun	Jul-Jun
		2019-20	2020-21
	FURNITURE,BEDDING,MATTRESSES,LAMPS AND LIGHT FITTINGS,ILLUMINATED NAME-PLATES,PREFABRICATED BUILDINGS		
94035010	WOODEN CABINETS	52,805	38,726
94035020	WOODEN BEDS	96,088	99,651
94035030	OTH FURNITURE & PARTS THEREOF	159,528	175,966
94037000	FURNITURE OF PLASTICS	67,729	70,953
94038200	FURNITURE OF BAMBOO OR RATTAN	318	2
94038300	FURNITURE OF RATTAN	332	22
94038900	OTHER FURNITURE OF CANE, OSIER	36,505	47,269
94041000	MATTRESS SUPPORTS	134,020	129,544
94051010	CHANDELIERS	168,672	267,342
94051020	FITTING BASE METAL OF FLOURESCENT TUBES	40,567	37,338
94051030	LIGHT FITTINGS WIT LED,SMD,COB	1,057,801	1,093,867
94051090	OTHER ELECTRICAL CEILING & WALL FITTINGS.	2,339,516	2,263,141
94052000	ELECTRIC TABLES,DESK,BEDSIDE	53,439	71,599
94053000	LIGHTING SETS FOR CHRISTMAS TREES	422,657	847,183
94054010	LIGHT SYSTEM FILM SHOOTING	11,341	16,595
94054020	OTH LIGHT FITTINGS WIT LED,SMD	364,630	362,552
94055010	NON-ELEC TUBULAR DAY LIGHT DEV	596	1,307
94055090	NON-ELE LAMPS LIHTING FITTING.	9,862	11,941
94056000	ILLUMINATED SIGNS,NAMEPLATES AND LIKE	89,533	148,732
94059110	PARTS OF GLASS OF CHANDELIER	281,236	324,788
94059190	OTHER,PART OF LAMP FITTING OF GLASS.	192,577	130,858
94059200	PARTS OF PLASTIC H-94.05,NOT ELSEWHERE SPECIFIED	21,522	15,315
94059900	OTHER PARTS H-NO.94.05,NOT ELSEWHERE SPECIFIED.	1,155,877	1,223,827
94061010	GREEN HOUSES OF WOOD	918	-
94061020	LIVE ST&POULTRY SHEDS OF WOOD	1,813	69
94061030	SILOS OF WOOD	132,086	974,652
94061040	PRE.FAB COLD STORAGE OF WOOD	389	1,852
94061090	OTH. PRE.FAB. BUILD OF WOOD	15,204	18,724
94069010	OTHER GREEN HOUSES	121,548	41,958
94069030	OTHER SILOS	503,364	512,880
94069040	PREFAB BUILD FOR COLD STORAGE	172,265	108,993
94069050	MODULAR CLEAN ROOM PANELS	297,782	181,045
94069090	OTHER PRE. FABRICATED BUILD	2,088,923	2,690,062
	TOTAL FURNITURE,BEDDING,MATTRESSES,LAMPS AND LIGHT FITTINGS,ILLUMINAT	14,177,301	17,731,720



PCT CHAPTER WISE BREAKUP OF IMPORTS

Rs. In Thousands

HSCODE	COMMODITY	Jul-Jun	Jul-Jun
		2019-20	2020-21
	GRAND TOTAL	2,399,227,759	3,019,660,986
	GRAND TOTAL (Million US\$)	15,183.06	18,870.52

Year : 2020-21 1 USD = 160.02 PKR

Year : 2019-20 1 USD = 158.02 PKR