








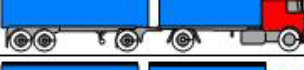
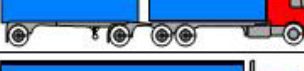




Allowable Load Limits Enforced by NHSO-2000

TRUCK TYPE	Permissible Gross Vehicles Weight (In Tons)
 2 AX SINGLE (Bedford)	17.5
 2 AX SINGLE (Hino/Nissan)	17.5
 3 AX TENDEM	27.5
 3 AX SINGLE	29.5
 4 AX SINGLE-TENDEM	39.5
 4 AX TENDEM-SINGLE	39.5
 4 AX SINGLE	41.5
 5 AX SINGLE-TRIDEM	48.5
 5 AX TENDEM-TENDEM	49.5
 5 AX SINGLE-SINGLE-TENDEM	51.5
 5 AX TENDEM-SINGLE-SINGLE	51.5
 6 AX TENDEM-TRIDEM	58.5
 6 AX TENDEM-SINGLE-TENDEM	61.5

Axle Load Limits:

Single Axle = 12 tons

Tandem Axle = 22 tons

Tire Pressure:

Rear Axle = 120 psi

Front Axle = 100 psi