



## **EXPORTS/ IMPORTS STATISTICS**

*of*

**Engineering Industry**

*of*

**Pakistan**

**(JUL-JUN 2019-20 & 2018-19)**

**ENGINEERING DEVELOPMENT BOARD**

**Ministry of Industries & Production**

5-A Constitution Avenue, Islamabad

Phone: 9208463, 9201892

Email: [edb@edb.gov.pk](mailto:edb@edb.gov.pk)

Web: [www.engineeringpakistan.com](http://www.engineeringpakistan.com)

## Year Wise Exports / Imports of Engineering Goods

### EXPORTS FROM PAKISTAN

(Million US \$)

Year	Exports of Engineering Goods		Total Country Exports		Engineering share in Total Exports (%)	Avg. Dollar Rate (1 USD in PKR)
	Actual	% Inc/Dec over previous year	Actual	% Inc/Dec over previous year		
2000-2001	232	14.29	9,202	7.41	2.5	67
2001-2002	257	10.78	9,135	-0.73	2.8	60
2002-2003	332	29.18	11,160	22.17	3.0	58
2003-2004	369	11.14	12,313	10.33	3.0	58
2004-2005	540	46.34	14,410	17.03	3.7	60
2005-2006	588	8.88	16,414	13.91	3.6	60
2006-2007	702	19.39	17,155	4.51	4.1	60
2007-2008	782	11.40	19,146	11.60	4.08	62.50
2008-2009	797	1.92	17,627	-7.93	4.52	78.50
2009-2010	844	5.89	19,301	9.49	4.37	83.80
2010-2011	1,018	20.61	24,805	28.51	4.10	85.50
2011-2012	1,162	14.14	23,654	-4.64	4.91	89.23
2012-2013	1,215	4.56	24,467	3.43	4.96	96.72
2013-2014	1,205	0.82	25,118	2.66	4.79	102.85
2014-2015	1,058	-12.20	23,669	-5.77	4.47	101.29
2015-2016	899	-15.03	20,789	-12.17	4.33	104.23
2016-2017	854	-5.01	20,423	-1.76	4.19	104.69
2017-2018	1,025	20.03	23,262	13.90	4.41	109.84
2018-2019	1,094	6.74	22,986	-1.19	4.76	136.09
2019-2020	1,147	4.85	21,325	-7.23	5.38	158.02
<b>Value in Million PKR:</b>						
2008-2009	62,595		1,383,718			
2009-2010	70,699	12.95	1,617,458	16.89		
2010-2011	87,027	23.09	2,120,847	31.12		
2011-2012	103,641	19.09	2,110,605	-0.48		
2012-2013	117,517	13.38	2,366,478	12.12		
2013-2014	123,945	5.46	2,583,463	9.16		
2014-2015	107,165	-13.54	2,397,512	-7.19		
2015-2016	93,703	-12.57	2,166,846	-9.62		
2016-2017	89,405	-4.59	2,138,186	-1.33		
2017-2018	112,586	25.93	2,555,043	19.50		
2018-2019	148,861	32.22	3,128,230	22.44		
2019-2020	181,247	21.76	3,369,782	7.73		

Source: Pakistan Bureau of Statistics

## Year Wise Exports / Imports of Engineering Goods

### IMPORTS OF PAKISTAN

(Million US \$)

Year	Imports of Engineering Goods		Total Country Imports		Engineering share in Total Imports (%)	Avg. Dollar Rate (1 USD in PKR)
	Actual	% Inc/Dec over previous year	Actual	% Inc/Dec over previous year		
2000-2001	2781	0.47	10729	4.08	26.0	67
2001-2002	2980	7.16	10340	-3.63	29.0	60
2002-2003	3837	28.76	12220	18.19	32.0	58
2003-2004	5,167	34.66	15,592	27.60	33.1	58
2004-2005	7,737	49.74	20,624	32.27	37.5	60
2005-2006	11,099	43.45	28,519	38.28	38.9	60
2006-2007	12,135	9.33	30,863	8.22	39.3	60
2007-2008	13,173	8.55	40,193	30.23	32.77	62.50
2008-2009	11,401	-13.45	34,695	-13.68	32.86	78.50
2009-2010	10,461	-8.24	34,737	0.12	30.11	83.80
2010-2011	10,603	1.35	40,412	16.33	26.23	85.50
2011-2012	11,186	5.49	44,930	11.17	24.89	89.23
2012-2013	11,801	5.49	44,974	0.09	26.23	96.72
2013-2014	12,301	4.23	45,022	0.10	27.32	102.85
2014-2015	14,716	19.63	45,850	1.84	32.10	101.29
2015-2016	16,587	12.72	44,696	-2.52	37.11	104.23
2016-2017	20,576	24.05	52,915	18.39	38.89	104.69
2017-2018	22,600	9.84	60,951	15.19	37.08	109.84
2018-2019	17,994	-20.38	54,694	-10.27	32.90	136.09
2019-2020	15,183	-15.63	44,487	-18.67	34.13	158.02
<b>Value in Million PKR:</b>						
2008-2009	894,989		2,723,570			
2009-2010	876,661	-2.05	2,910,975	6.88		
2010-2011	906,531	3.40	3,455,286	18.69		
2011-2012	998,155	10.10	4,009,093	16.02		
2012-2013	1,141,349	14.34	4,349,880	8.50		
2013-2014	1,265,185	10.84	4,630,521	6.45		
2014-2015	1,490,615	17.81	4,644,151	0.29		
2015-2016	1,728,871	15.98	4,658,748	0.31		
2016-2017	2,154,130	24.59	5,539,720	18.91		
2017-2018	2,482,384	15.24	6,694,897	20.86		
2018-2019	2,447,188	-1.42	7,443,253	11.18		
2019-2020	2,399,075	-1.97	7,029,819	-5.56		

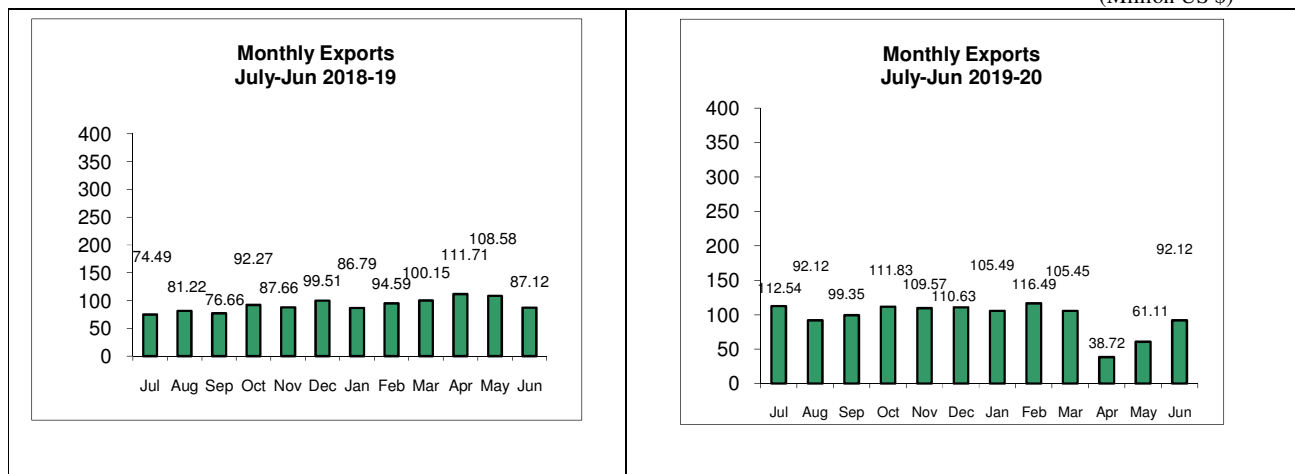
# Monthly Exports / Imports of Engineering Goods

(Million US \$)

MONTH	EXPORT 2018-19	IMPORT 2018-19	Dollar Rate (2018-19)	EXPORT 2019-20	IMPORT 2019-20	Dollar Rate (2019-20)
<b>JUL</b>	74.49	1584.39	<b>124.35</b>	112.54	1287.02	<b>158.82</b>
<b>AUG</b>	81.22	1602.02	<b>123.78</b>	92.12	1269.99	<b>156.17</b>
<b>SEP</b>	76.66	1449.65	<b>124.08</b>	99.35	1232.35	<b>156.17</b>
<b>OCT</b>	92.27	1528.00	<b>130.38</b>	111.83	1346.31	<b>155.94</b>
<b>NOV</b>	87.66	1382.23	<b>133.50</b>	109.57	1259.91	<b>155.36</b>
<b>DEC</b>	99.51	1446.47	<b>138.47</b>	110.63	1373.90	<b>154.92</b>
<b>JAN</b>	86.79	1563.98	<b>138.69</b>	105.49	1354.59	<b>154.65</b>
<b>FEB</b>	94.59	1433.17	<b>138.53</b>	116.49	1276.65	<b>154.26</b>
<b>MAR</b>	100.15	1337.22	<b>139.16</b>	105.45	1104.21	<b>158.44</b>
<b>APR</b>	111.71	1465.84	<b>141.16</b>	38.72	987.57	<b>164.43</b>
<b>MAY</b>	108.58	1871.78	<b>145.69</b>	61.11	1233.64	<b>160.07</b>
<b>JUN</b>	87.12	1537.01	<b>136.09 (Avg.)</b>	92.12	1530.60	<b>158.02 (Avg.)</b>

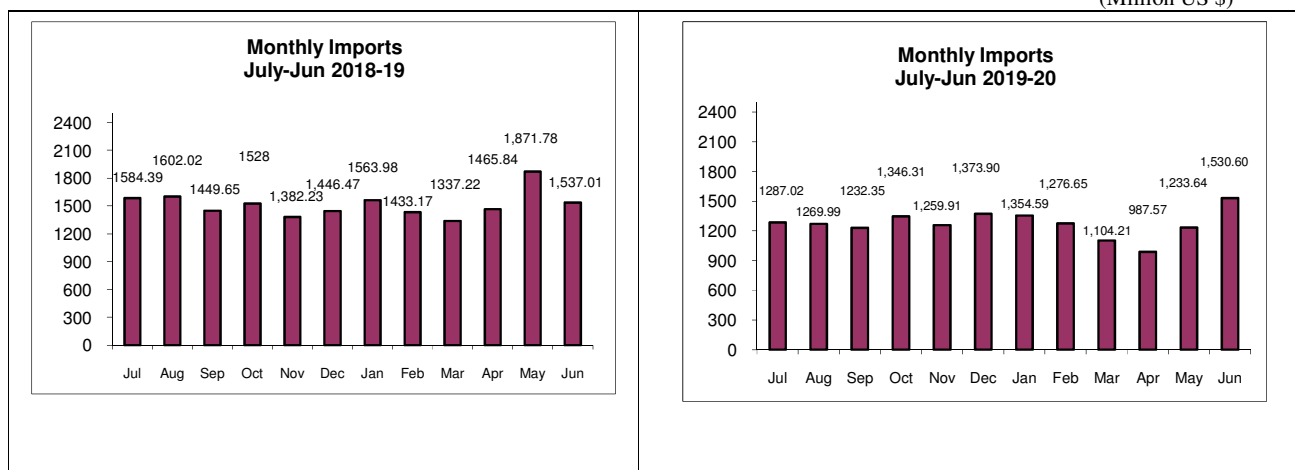
## MONTHLY EXPORTS

(Million US \$)



## MONTHLY IMPORTS

(Million US \$)



(\*) Avg. \$ Rate

# Cumulative Exports / Imports of Engineering Goods

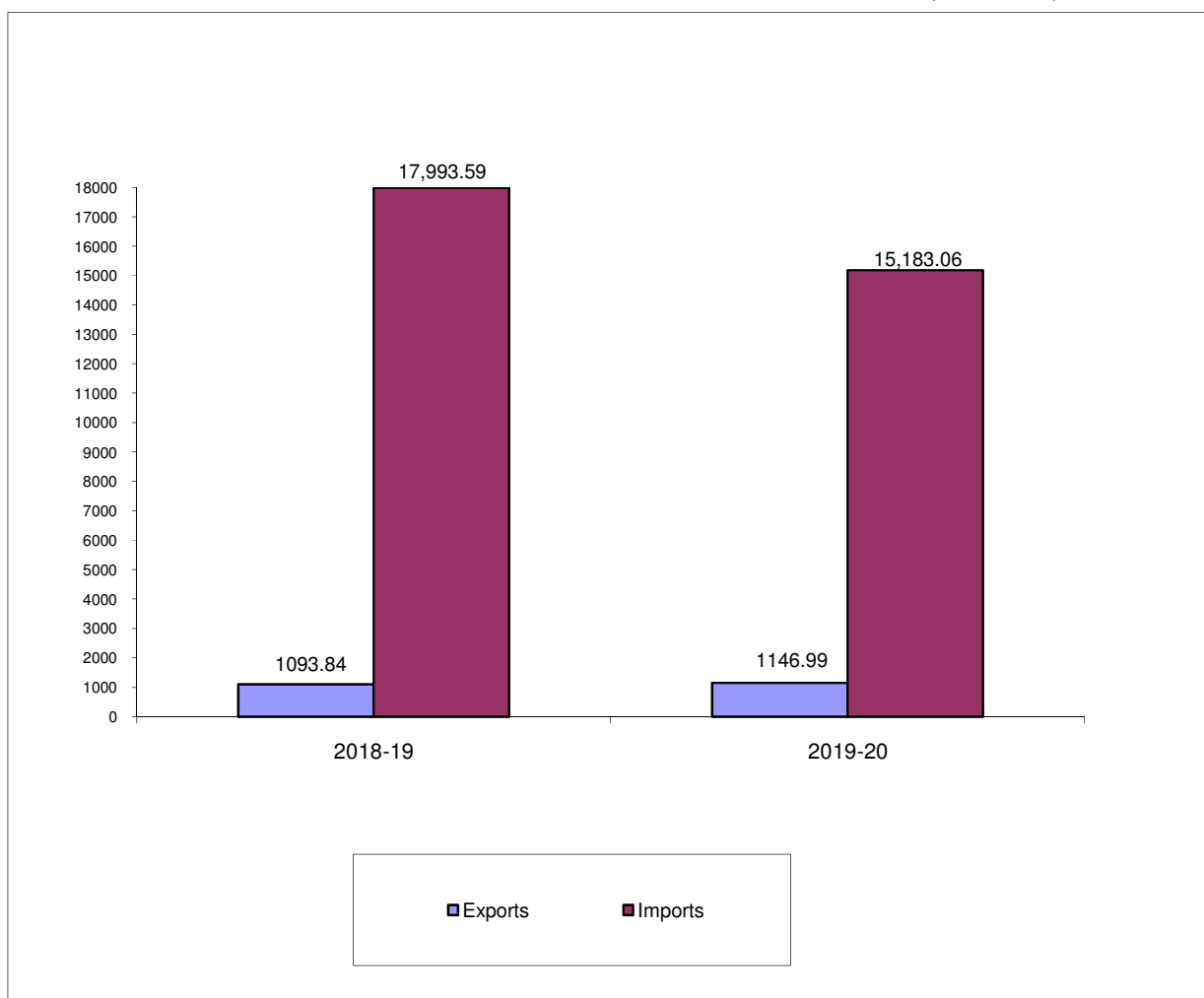
(Million US \$)

MONTH	EXPORT 2018-19	IMPORT 2018-19	Dollar Rate (2018-19)	EXPORT 2019-20	IMPORT 2019-20	Dollar Rate (2019-20)
JUL	74.49	1584.39	124.35	112.54	1287.02	158.82
AUG	156.05	3193.70	123.78	205.20	2563.12	156.17
SEP	232.33	4635.63	124.08	307.04	3826.65	156.17
OCT	313.38	5939.62	130.38	419.32	5178.60	155.94
NOV	393.71	7183.04	133.50	530.46	6457.84	155.36
DEC	479.10	8371.69	138.47	642.60	7850.08	154.92
JAN	565.13	9922.39	138.69	749.21	9218.37	154.65
FEB	660.37	11367.02	138.53	867.60	10518.33	154.26
MAR	757.52	12652.78	139.16	950.16	11345.04	158.44
APR	858.50	13939.35	141.16	954.26	11919.32	164.43
MAY	940.39	15377.70	145.69	1041.36	13477.62	160.07
JUN	1093.84	17993.59	136.09 (Avg.)	1146.99	15183.06	158.02 (Avg.)

## CUMULATIVE EXPORTS / IMPORTS

JULY - JUN

(Million US \$)



Source: Pakistan Bureau of Statistics

(\*) Avg. \$ Rate

## Provisional Figures of Exports/Imports & Balance of Trade for June, 2020

(Rupees in Millions)

(Dollar in Millions)

Series	* June, 2020		* May, 2020		% Change in June, 2020 over May, 2020	
	Rs.	\$ (1 \$= Rs. 165.10)	Rs.	\$ (1 \$= Rs. 160.07)	Rs.	\$
Exports	263,988	1,599	223,536	1,396	18.10	14.54
Imports	614,004	3,719	458,272	2,863	33.98	29.90
Balance of Trade	-350,016	-2,120	-234,736	-1,467	49.11	44.51

Series	* June, 2020		June, 2019		% Change in June, 2020 over June, 2019	
	Rs.	\$ (1 \$= Rs. 165.10)	Rs.	\$ (1 \$= Rs. 155.24)	Rs.	\$
Exports	263,988	1,599	264,345	1,709	-0.14	-6.11
Imports	614,004	3,719	675,731	4,353	-9.13	-14.56
Balance of Trade	-350,016	-2,120	-411,386	-2,650	-14.92	-20.00

Series	* Jul-June, 2019-2020		Jul-June, 2018-2019		% Change in Jul-June, 2019-20 over Jul-June, 2018-19	
	Rs.	\$	Rs.	\$	Rs.	\$
Exports	3,369,809	21,394	3,128,230	22,958	7.72	-6.81
Imports	7,033,248	44,574	7,443,253	54,763	-5.51	-18.61
Balance of Trade	-3,663,439	-23,180	-4,315,023	-31,805	-15.10	-27.12

### NOTE:-

- \* Provisional figures based on data provided by the Director (R & S) FBR, Islamabad
- Rupee value converted into US Dollar on the basis of monthly Bank's Floating Average exchange rate provided by S.B.P. June, 2020 (1\$ = Rs. 165.103864), May, 2020 (1\$=Rs. 160.076694) and June, 2019 (1 \$ = Rs.155.249095)
- Due to rounding effects some totals and percentages may not tally.

## EXPORTS

### PCT Chapter Wise Cumulative Report of Engineering Sector

( Jul-Jun 2019-20 & 2018-19 )

Million USD \*

PCT CHAPTER	ITEMS	Jul-Jun 2018-19	Jul-Jun 2019-20	% INC/ DEC
72	IRON AND STEEL	43.19	73.87	71.01
73	ARTICLES OF IRON AND STEEL	52.22	35.67	-31.69
74	COPPER AND ARTICLES THEREOF	271.66	344.45	26.80
75	NICKEL AND ARTICLES THEREOF	0.06	0.03	-48.13
76	ALUMINIUM AND ARTICLE THEREOF	32.98	45.70	38.57
78	LEAD AND ARTICLES THEREOF	0.00	5.18	0.00
79	ZINC AND ARTICLES THEREOF	4.93	2.80	-43.31
80	TIN AND ARTICLES THEREOF	0.00	0.07	0.00
81	OTHER BASE METALS,CERAMICS,ARTICLES	0.14	0.12	-16.12
82	TOOLS,IMPLEMENTS,CUTLERY,PARTS THEREOF	101.40	93.72	-7.58
83	MISC. ARTICLES OF BASE METALS	2.21	4.12	86.54
84	MACHINARY/ COMPONENTS	88.17	79.90	-9.37
85	ELECTRICAL MACHINERY,EQUIP,PARTS	47.57	44.74	-5.94
86	RAILWAY, LOCOMOTIVE, ROLLING STOCK	0.13	0.02	-87.10
87	VEHICLES OTHER THAN RAILWAY, ROLLING STOCK	34.90	45.00	28.95
88	AIRCRAFT, SPACECRAFT AND PARTS THEREOF	0.22	2.25	918.49
89	SHIP, BOATS & FLOATING STRUCTURES	1.09	0.08	-92.46
90	OPTICAL,PHOTOGRAPHIC,CINEMATOGRAPHIC,MEASURING,MEDICAL OR SURGICAL INSTRUMENTS AND APPARATUS,PARTS AND ACCESSORIES	395.91	358.81	-9.37
91	CLOCKS AND WATCHES AND PARTS THEREOF	1.20	0.29	-75.72
92	MUSICAL INSTRUMENTS,PARTS AND ACCESSORIES	3.88	3.07	-21.04
93	ARMS & AMMUNITION, PARTS AND ACCESSORIES	4.39	4.03	-8.18
94	FURNITURE,BEDDING,MATTRESSES,LAMPS AND LIGHT FITTINGS,ILLUMINATED NAME-PLATES,PREFABRICATED BUILDINGS	7.59	3.08	-59.43
	<b>TOTAL</b>	<b>1,093.84</b>	<b>1,146.99</b>	<b>4.86</b>

Year : 2019-20 1 USD = 158.02 PKR

Year : 2018-19 1 USD = 136.09 PKR

## IMPORTS

### PCT Chapter Wise Cumulative Report of Engineering Sector

( Jul-Jun 2019-20 & 2018-19)

Million USD \*

PCT CHAPTER	ITEMS	Jul-Jun 2018-19	Jul-Jun 2019-20	% INC/ DEC
72	IRON AND STEEL	3,371.51	2,858.13	-15.23
73	ARTICLES OF IRON AND STEEL	841.23	540.13	-35.79
74	COPPER AND ARTICLES THEREOF	205.65	144.13	-29.92
75	NICKEL AND ARTICLES THEREOF	18.52	15.44	-16.65
76	ALUMINIUM AND ARTICLE THEREOF	347.87	368.00	5.79
78	LEAD AND ARTICLES THEREOF	33.98	6.69	-80.32
79	ZINC AND ARTICLES THEREOF	52.00	42.93	-17.43
80	TIN AND ARTICLES THEREOF	8.24	4.18	-49.31
81	OTHER BASE METALS,CERAMICS,ARTICLES	11.90	5.81	-51.17
82	TOOLS,IMPLEMENTS,CUTLERY,PARTS THEREOF	103.78	68.90	-33.61
83	MISC. ARTICLES OF BASE METALS	83.90	69.56	-17.09
84	MACHINARY/ COMPONENTS	5,343.06	4,040.16	-24.39
85	ELECTRICAL MACHINERY,EQUIP,PARTS	3,650.07	4,790.17	31.24
86	RAILWAY, LOCOMOTIVE, ROLLING STOCK	89.47	17.78	-80.13
87	VEHICLES OTHER THAN RAILWAY, ROLLING STOCK	2,142.26	1,185.80	-44.65
88	AIRCRAFT, SPACECRAFT AND PARTS THEREOF	71.40	91.36	27.96
89	SHIP, BOATS & FLOATING STRUCTURES	649.52	157.07	-75.82
90	OPTICAL,PHOTOGRAPHIC,CINEMATOGRAPHIC,MEASURING,MEDICAL OR SURGICAL INSTRUMENTS AND APPARATUS,PARTS AND ACCESSORIES	798.93	672.95	-15.77
91	CLOCKS AND WATCHES AND PARTS THEREOF	14.38	11.14	-22.59
92	MUSICAL INSTRUMENTS,PARTS AND ACCESSORIES	1.87	1.32	-29.61
93	ARMS & AMMUNITION, PARTS AND ACCESSORIES	3.43	1.71	-50.34
94	FURNITURE,BEDDING,MATTRESSES,LAMPS AND LIGHT FITTINGS,ILLUMINATED NAME-PLATES,PREFABRICATED BUILDINGS	150.61	89.72	-40.43
	<b>TOTAL</b>	<b>17,993.59</b>	<b>15,183.06</b>	<b>-15.62</b>

Year : 2019-20 1 USD = 158.02 PKR

Year : 2018-19 1 USD = 136.09 PKR



## EXPORTS

### TOP 15 ITEMS OF ENGINEERING SECTOR (Based on Cumulative Figures Jul-Jun 2019-20 )

Million US \$

ITEMS	EXPORTS	
	Jul-Jun 2018-19	Jul-Jun 2019-20
OPTICAL,PHOTOGRAPHIC,CINEMATOGRAPHIC,MEASURING,MEDICAL OR SURGICAL INSTRUMENTS AND APPARATUS,PARTS AND ACCESSORIES	395.91	358.81
COPPER AND ARTICLES THEREOF	271.66	344.45
TOOLS,IMPLEMENTS,CUTLERY,PARTS THEREOF	101.40	93.72
MACHINARY/ COMPONENTS	88.17	79.90
IRON AND STEEL	43.19	73.87
ALUMINIUM AND ARTICLE THEREOF	32.98	45.70
VEHICLES OTHER THAN RAILWAY, ROLLING STOCK	34.90	45.00
ELECTRICAL MACHINERY,EQUIP,PARTS	47.57	44.74
ARTICLES OF IRON AND STEEL	52.22	35.67
LEAD AND ARTICLES THEREOF	0.00	5.18
MISC. ARTICLES OF BASE METALS	2.21	4.12
ARMS & AMMUNITION, PARTS AND ACCESSORIES	4.39	4.03
FURNITURE,BEDDING,MATTRESSES,LAMPS AND LIGHT FITTINGS,ILLUMINATED NAME-PLATES,PREFABRICATED BUILDINGS	7.59	3.08
MUSICAL INSTRUMENTS,PARTS AND ACCESSORIES	3.88	3.07
ZINC AND ARTICLES THEREOF	4.93	2.80

Year : 2019-20 1 USD = 158.02 PKR

Year : 2018-19 1 USD = 136.09 PKR

## EXPORTS

### TOP 15 COUNTRIES OF ENGINEERING SECTOR

(Based on Cumulative Figures Jul-Jun 2019-20 )

Million US \$

COUNTRY	EXPORTS	
	Jul-Jun 2018-19	Jul-Jun 2019-20
China	257.46	339.95
U.S.America	164.65	166.35
United Arab Emirates	54.62	66.01
Germany	68.66	65.35
Afghanistan	48.89	62.46
United Kingdom	51.88	42.95
Saudi Arabia	26.87	32.84
Australia	20.40	17.61
Hong Kong S.A.Re.Chi	14.78	16.96
France	21.64	16.30
Italy	17.18	14.49
South Africa	13.62	13.93
Bangladesh	18.26	13.66
Brazil	14.50	12.68
Oman	9.79	12.12

Year : 2019-20 1 USD = 158.02 PKR

Year : 2018-19 1 USD = 136.09 PKR



## EXPORTS

### Region Wise Exports of Engineering Sector (Summary)

Million US \$

REGION	Jul-Jun 2018-19	Jul-Jun 2019-20
	VALUE	VALUE
AFRICA	54	61
AMERICA (Continent)	219	217
ASIA	563	637
ASIA-PACIFIC ECONOMIC COOPERATION (APEC)	546	615
ASIA-PACIFIC TRADE AGREEMENT (APTA)	329	372
ASSOCIATION OF SOUTH-EAST ASIAN NATIONS (ASEAN)	25	23
CENTRAL ASIAN REPUBLICS	2	2
COMMONWEALTH OF INDEPENDENT STATES (CIS)	13	13
DEVELOPED MARKET ECONOMIES	414	387
DEVELOPING MARKET ECONOMIES	645	723
ECONOMIC COOPERATION ORGANIZATION (ECO)	59	76
EUROPE	225	204
EUROPEAN UNION (EU 25)	208	188
G7 (Group of Seven Countries)	351	328
MIDDLE EAST	127	149
NORTH AMERICAN FREE TRADE AGREEMENT (NAFTA)	187	187
ORGANIZATION OF PETROLEUM EXPORTING COUNTRIES (OPEC)	109	124
ORGANIZATION OF THE ISLAMIC CONFERENCE (OIC)	231	263
SOUTH ASIAN ASSOCIATION FOR REGIONAL COOPERATION (SAARC)	59	24

Year : 2019-20 1 USD = 158.02 PKR

Year : 2018-19 1 USD = 136.09 PKR

**Breakup of Exports**

**JUL-JUN 2019-20 & 2018-19**

## PCT CHAPTER WISE BREAKUP OF EXPORTS

Rs. In Thousands

HSCODE	COMMODITY	Jul-Jun	Jul-Jun
		2018-19	2019-20
	<b>IRON AND STEEL</b>		
72011000	NON-ALLOY PIG IRON<0.5% PHOSPHORUS	59,385	-
72015000	ALLOY PIG IRON; SPIEGELEISEN	30,579	-
72021900	OTHER FERRO-MANGANESE	21	-
72024900	OTHER FERRO-CHROMIUM	-	150
72029900	OTHER FERRO-ALLOYS	-	69
72039000	OTHER FERROUS PRODUCTS	-	373
72041010	WASTE/SCRAP CAST IRON RE-ROLLABLE	1,102	-
72041020	WASTE & SCRAP OF AUTOPARTS	73	2,420
72041090	OTHER WASTE/SCRAP OF CAST IRON	37,274	21,346
72042100	WASTE/SCRAP OF STAINLESS STEEL	1,675,370	1,845,465
72042900	WASTE/SCRAP OF OTHER ALLOY STEEL	9,751	17,219
72044100	OTHER WASTE/SCRAP TURNINGS/SHAVINGS/CHIPS	4,229	-
72044940	WASTE & SCRAP OF COMPRESSORS	42	3,406
72044990	OTHER WASTE AND SCRAP	24,120	26,869
72052900	OTHER POWDER PIG IRON & SPIEGELEISEN IRON/STEEL	-	625
72069000	OTHER PRIMARY FORM (EXCL H-72.03)	262	271
72071190	OTH BILLETS CON CARBON < 0.25%	6,067	-
72071920	BILLETS IRON/NON-ALLOY STEEL	-	2,872
72071990	OTHER SEMI FINISHED PRODUCT IRON/STEEL	35,386	-
72072010	IRON/STEEL CROSS SECTION 165 MM X 1	111	-
72072090	OTHER SEMI FINISHED PRODUCT IRON/STEEL	205	-
72082510	OTH C-HR I/S 4.75mm SECON QUAL	155	-
72091590	OTH COIL I/NA-S CR TH 3mm OR >	4,041	3,209
72091690	OTH CR COIL IR / NA-S TH 1-3mm	583,483	665,960
72091790	OTH CR COIL I /NA-S TH 0.5-1mm	150,115	1,364,196
72091890	OTH CR COIL I/NA-ST TH < 0.5mm	45,602	120,094
72091899	OTH TIN PLATE <0.5M	-	178,014
72092690	OTHER IRON/STEEL COLD-ROLLED THICKNESS >1MM BUT <3MM	-	1,889
72092890	OTHER COLD-ROLLED IRON/STEEL THICKNESS < 0.5 MM	-	32,980
72099090	OTHER FLAT/COLD-ROLLED PRODUCTS IRON/STEEL WIDTH >600M	-	169
72101190	OTH I/STL PLAT/COAT TIN>0.5MM	284	12,961
72101290	OTH I/STL PLAT/COAT TIN<0.5MM	34,888	649,342
72104910	OTH FR I/NA-S P/C ZINC S/QLTY	-	3,693
72104990	OTH FR I/NA-S P/C ZINC T 600mm	2,917,943	5,859,240
72107090	OTHER VCM SHEET PRINTED VARNISHED	87,716	460,044
72109090	OTH FR I/NA-S PLASTIC COATED/P	-	111
72111990	OTHER COLD ROLLED STEEL STRIP	282	233

## PCT CHAPTER WISE BREAKUP OF EXPORTS

Rs. In Thousands

HSCODE	COMMODITY	Jul-Jun	Jul-Jun
		2018-19	2019-20
	<b>IRON AND STEEL</b>		
72119090	OTH FR I/NA-S W< 600mm NOT P/C	-	32,847
72141090	OTH BAR&ROD I/S HR FORGED	2,998	1,926
72159090	OTH BAR&ROD IRON/NON ALLOY-STL	308	495
72163190	OTHER U.SECTION HOT-ROLLED IRON/NON ALLOY STEEL	107	-
72169900	OTHER ANGLE/SHAPE SECTION IRON/STEEL	12,465	-
72172000	WIRE OF IRON/STEEL PLATED/COATED WITH ZINC	68,599	300,478
72173090	OTHER PLATED/COATED IRON/STEEL WIRE WITH OTHER BASE-METAL	4,574	109
72179000	OTHER WIRE OF IRON/NON-ALLOY-STEEL	4,774	3,249
72189900	OTHER SEMI-FINISHED PRODUCTS STAINLESS STEEL	212	3,047
72193390	OTH COIL S-STL,TH-1-3mm ,CR	152	-
72193490	OTH COIL,S-STL,TH-0.5-1mm,CR	-	140
72199010	O SHET CIR SHAPE ALL SIZE S-ST	144	-
72201290	OTH FRP,S-STL,W< 600 mm,HR	-	198
72221900	OTHER BAR/ROD STAINLESS STEEL NOT FURTHER WORKED THAN HOT DRAWN	134	-
72223000	OTHER BAR/ROD OF STAINLESS STEEL	-	5,413
72230000	WIRE OF STAINLESS STEEL	-	375
72241000	INGOTS&OTHER PRIMARY-FORMS OTHER ALLOY STEEL	8,813	16,255
72251900	OTHER FLAT ROLLED PRODUCTS SILICON ELECTRICAL STEEL	-	321
72259200	FLAT ROLLED PRODUCTS OTHER WISE ZINC PLATED OR COATED	1,999	-
72262000	FLAT ROLLED PRODUCTS HIGH SPEED STEEL	421	20,492
72281000	BAR/RODS OF HIGH SPEED STEEL	59,755	-
72282090	OTHER BAR/RODS OF HIGH SPEED STEEL	43	-
72283090	OTHER BAR,RODS OF ALLOY STEEL HOT ROLLED	-	12,535
72284000	OTHER BAR/ROD NOT FURTHER WORKED THAN FORGED	4,138	-
72299000	OTHER,WIRE OF OTHER ALLOY STEEL	122	1,063
	<b>TOTAL IRON AND STEEL</b>	<b>5,878,244</b>	<b>11,672,163</b>
	<b>ARTICLES OF IRON AND STEEL</b>		
73012000	ANGLE SHAPES & SECTIONS OF IRON/STEEL	10,229	-
73023000	SWITCH BLADES, CROSSING FROGS, OTHER CROSSING PIECES	248,887	-
73029000	OTHER MATERIALS JOINTING RAILS	309,180	2,309
73030000	TUBE/PIPE,HOLLOW PROFILE CAST IRON	620	244
73041100	L.P FOR OIL&GAS S-STL SEAMLESS	19,691	-
73041900	OTH LINE PIPE I/S FOR OIL&GAS	-	224
73042300	OTH DRILL PIPE I/S FOR OIL&GAS	-	723
73042400	OTHER PIPE OF STAINLESS STEEL	101	-
73042900	OTHER CASTING,TUBEING PIPE DRIL OIL/GAS	4,674	192,213

## PCT CHAPTER WISE BREAKUP OF EXPORTS

Rs. In Thousands

HSCODE	COMMODITY	Jul-Jun	Jul-Jun
		2018-19	2019-20
	<b>ARTICLES OF IRON AND STEEL</b>		
73043100	OTHER CIRCULAR CROSS SECTION IRON NON ALLOY COLD ROLLED STEEL	1,738	-
73043900	OTHER CIRCULAR CROSS SECTION IRON NON ALLOY STEEL	5,116	1,135
73044900	OTHER CIRCULAR CROSS SECTION STAINLESS STEEL	214	-
73045900	OTHER CIRCULAR CROSS ALLOY STEEL	-	313
73049000	OTHER SEAMLESS TUBE/PIPE HOLLOW PROFILES	102	743
73051900	OTHER LINE PIPE USED OIL/GAS PIPE LINES	-	512
73052000	CASING FOR DRILLING,OIL/GAS	-	589
73053900	OTHER, WELDED TUBES AND PIPES	693	-
73059000	OTHER, TUBES AND PIPES	121	-
73061900	OTH-LINE PIPE O/G PIPELINE I/S	304	181
73062900	O-CASING/TUB LINE PIPE O/G I/S	-	43
73063090	OTHER WELDED CIRCULAR CROSS SECTION IRON STEEL	49	482
73064000	OTHER WELDED CIRCULAR CROSS SECTION STAINLESS STEEL	10,578	9,844
73066100	O-TUBE,PIPE WELD SQUARE C-SEC	19,253	3,104
73069000	OTHER TUBE PIPE/HOLLOW PROFILES,IRON/STEEL	4,614,077	3,000,367
73071190	OTHER TUBE/PIPE FITTING CAST IRON	74	358
73071990	OTHER MALLEABLE IRON PIPE FITTING	2,457	14,971
73072100	FLANGES, OF STAINLESS STEEL	952	68
73072200	THREADED EIBOWS,BENDS,SLEEVES STAINLESS STEEL	2,190	1,296
73072900	OTHER TUBE,PIP FITTING STAINLESS STEEL	8,807	2,665
73079120	OTH FLANGES FOR M-CARS&VEHI	440	742
73079190	OTH FLANGES OF IRON & STEEL	372	-
73079200	THREADED EIBOWS,BENDS/SLEEVES IRON/STEEL	2,603	237
73079900	OTHER TUBE,PIPE FITTING IRON STEEL NEC	4,805	123
73081000	BRIDGES AND BRIDGE-SECTIONS	147	-
73082000	TOWERS AND LATTICE MASTS	20,669	-
73083000	DOORS,WINDOWS/FRAMES,THRESHHOLD FOR DOORS	25,146	8,311
73084000	EQUIPMENT FOR SCAFF FOLDING SHUTTERING PROPPINGS FOR PITPROPPINGS	51,608	36,957
73089010	PILLARS ETC FOR STRUCTURS I/S	68,865	118,321
73089020	OTH GANGWAYS,GIRDERS,HANGERS	139,380	44,784
73089090	OTH COLUMNS ETC FOR STRUCT I/S	74,853	120,376
73090000	RESERVOIRS,TANKS,VATS SIMILAR CONTAINERS FOR ANY MATERIAL	1,861	-
73101000	TANKS,CASKS,DRUMS,CANS,BOX OF CAPACITY >50	64,950	49,274
73102100	CANS,CLOSED BY SOLDERING/CRIMPING CAPACITY<50	17,868	11,333
73102900	OTHER TANK,CASK,DRUM,BOX CAPACITY<50	8,803	35,882
73110020	CONTAINERS FOR LPG OF IRON/STL	13,363	19,447
73110030	CONTAINERS FOR CRYOGENIC I/STL	5,989	-

## PCT CHAPTER WISE BREAKUP OF EXPORTS

Rs. In Thousands

HSCODE	COMMODITY	Jul-Jun	Jul-Jun
		2018-19	2019-20
	<b>ARTICLES OF IRON AND STEEL</b>		
73110090	OTH CONT FOR LIQEID/GAS OF I/S	12,695	2,887
73121010	IRON AND STEEL WIRE	595	-
73121020	IRON AND STEEL ROPE	4,966	1,439
73121090	OTHER IRON AND STEEL CABLE	787	4,470
73129090	OTHER STANDARD WIRE,ROPE&CABLE	5,484	8,284
73130000	BARBED WIRE OF IRON/STEEL TWISTED HOOP	6,633	-
73141920	OTH ENDLES BAND FOR MACHINERY	-	834
73141990	OTHER WOVEN CLOTH OF STEEL	64	472
73142000	GRILL NETTING FENCING WELDED DIMENSION=3MM; MESH SIZE 100CM(SQUARE)	-	185
73143100	OTHER GRILL NETTING FENCING WELDED COATED WITH ZINC	-	96
73143900	OTHER GRILL NETTING FENCING AT INTER SECTION	335	3,259
73144900	OTHER CLOTH GRILL NETTING /FENCING	87,901	278,599
73151190	OTHER ROLLER CHAIN	226	-
73151200	OTHER CHAIN, ARTICULATED LINK	8,527	6,714
73158900	OTHER CHAIN	104	124
73159000	OTHER PARTS	42	287
73170010	NAILS OF IRON OR STEEL	829	221
73170020	TACKS OF IRON OR STEEL	2,632	-
73170090	OTHER ARTICLES OF IRON OR STEEL	926	357
73181100	COACH SCREW IRON/STEEL THREADED	968	310
73181200	OTHER WOOD SCREW IRON/STEEL THREADED	878	-
73181300	SCREW HOOKS,SCREW,RINGS,RIVETS OF IRON/STEEL	1,174	575
73181400	SELF-TAPPING SCREWS, THREADED	-	605
73181510	HIGH TENSILE SCREW&BOLT IRON/STEEL	31,305	95,124
73181520	U BOLTS LEAF SORINGS VEH CH-87	54,624	187,224
73181590	OTHER SCREW&BOTLS IRON/STEEL	57,768	51,730
73181610	HIGH TENTION NUTS IRON/STEEL	3,393	14,584
73181620	WHEEL NUTS FOR VEHI OF CHAP-87	1,668	14,405
73181690	OTHER NUTS THREADED OF IRON/STEEL	-	756
73181900	OTHER BOLT,NUT,WASHER,RIVET IRON/STEEL TH	4,157	5,353
73182190	OTHER SPRING WASHER/LOCK WASHER	140	263
73182210	THURST WASHER FOR VEHICLE H87	664	-
73182290	OTH WAHSERS	30	6,041
73182300	RIVETS, NON-THREADED	219	633
73182400	COTTERS/PINS NON THREADED IRON STEEL	93	113
73182900	OTHER COACH SCREW,BOLTS,NUT IRON STEEL	2,927	2,854
73194000	SAFETY PINS & OTHER PINS	3,463	-



## PCT CHAPTER WISE BREAKUP OF EXPORTS

Rs. In Thousands

HSCODE	COMMODITY	Jul-Jun	Jul-Jun
		2018-19	2019-20
	<b>ARTICLES OF IRON AND STEEL</b>		
73199010	SEWING,DARNING/EMBROIDRY NEDLS	9	6
73199090	OTH KNITTING NEDLS,CRO HOOKS	1,009	722
73201010	LEAF-SPRING&LEAF M-CAR,H-8703	5,997	168
73202000	HELICAL SPRINGS	96	-
73209090	OTHER, SPRING AND LEAVES.	1,353	3,838
73211111	COOKING RANGES CKD/SKD	-	3,422
73211119	OTHER COOKING RANGES	601	-
73211190	OTHER COOKING APPLIANCES&PLATE WARMERS GAS	21,133	27,874
73211900	O-COKING APPLI INCL SOLID FUEL	393	-
73218100	OTHER APPLIANCES FOR GAS & OTHER FUELS	-	272
73218200	OTHER APPLIANCES FOR LIQUID FUEL	37	90
73218900	OTH APPL INCL APPLI SOLID FUEL	123	134
73219000	PARTS OF IRON/STEEL,COOKING APPLIANCES & PLATE WARMERS	85,607	80,134
73221100	RADIATORS/PARTS CAST IRON E-EL	117,453	79,553
73221900	OTHER RADIATOR AND PARTS THEREOF	111	34,085
73229010	AIR HEATERS&HOT AIR DISTRIBUTORS	80	-
73229090	OTHER PARTS OF RADIATORS	250	36
73231000	IRON/STEEL WOOL,POT SCOURERS ETC	31,860	3,720
73239100	OTHER BUCKETS OF CAST IRON NOT ENAMELLED	356	-
73239200	OTHER HOUSE HOLD ARTICLES CASTIRON ENAMELLED	1,330	18
73239300	OTHER DOMESTIC UTENSILS STAINLESS STEEL	164,475	451,592
73239400	OTHER DOMESTIC UTENSILS IRON/STEEL	20,505	4,311
73239900	OTHER HOUSE HOLD ARTICLES, PARTS THEREOF	109,180	133,504
73241020	WASH BASINS OF STAINLESS STEEL	-	105
73242900	OTHER BATH,SINK,WASH-BASIN ENAMELLED IRON	16,458	19,810
73249000	OTHER, INCLUDING PARTS	16,794	8,289
73251000	OTHER CAST ARTICLES IRON/STEEL OF NON MALLEABLE CAST IRON	3,231	8,093
73259900	OTHER CAST ARTICLES OF IRON/STEEL NES	14,363	16,137
73261910	FORGING OF CRANK SHAFT	126,610	56,154
73261920	FORGING SURGICAL/DENTAL INSTRUMENTS	3,019	3,193
73261990	OTHER ARTICLES FORGED/STAMPED NOT FURTHER WORKED NES	10,225	10,375
73262000	ARTICLES OF IRON OR STEEL WIRE	22,319	12,100
73269010	OTHER XRAY FILM HANGERS	99	25,216
73269040	STL BALLS NOT EXCE 1MM DIA I/S	8	-
73269050	CLIPS,BRACK ETC,FOR ELE-WIRING	21,575	728
73269060	CLAMPS,HOSE CLIPS, HANGERS I/S	4,258	906
73269070	COSMETICS/CIGARE CASES ECT I/S	1,508	2,440

## PCT CHAPTER WISE BREAKUP OF EXPORTS

Rs. In Thousands

HSCODE	COMMODITY	Jul-Jun	Jul-Jun
		2018-19	2019-20
	<b>ARTICLES OF IRON AND STEEL</b>		
73269090	OTHER ARTICLES OF IRON/STEEL FORGED/STAMPED NOT FURTHER WORKED	246,726	283,258
	<b>TOTAL ARTICLES OF IRON AND STEEL</b>	<b>7,107,197</b>	<b>5,637,252</b>
	<b>COPPER AND ARTICLES THEREOF</b>		
74020000	UN-REFINED COPPER, COPPER ANODES FOR ELECTROLYTIC REFINING	1,800,295	4,653,811
74031300	REFINED COPPER, 'BILLETS	1,862,162	2,124,971
74031900	OTHER, REFINED COPPER	27,717,876	41,654,928
74032100	COPPER-ZINC BASE ALLOYS(BRASS)	175,238	299,147
74032200	COPPER-TIN BASE ALLOYS(BRONZE)	11,311	-
74032900	OTHER COPPER ALLOYS(OTHER THAN MASTER ALLOYS OF HEADING H-74.05)	99,743	99,115
74040010	BRASS SCRAP	2,603,111	943,877
74040090	OTH COPPER WASTE AND SCRAP	219,632	1,067,339
74062000	POWDER OF LAMELLAR STRUCTURE FLAKES	127,420	286,328
74071090	OTHER PROFILES OF COPPER	1,366,285	2,071,187
74072100	COPPER BAR,ROD PROFILES OF COPPERER ZINC BASE ALLOYS(BRASS)	135	385
74072900	OTHER BAR,ROD,PROFILES COPPER ALLOYS	7,146	16,591
74081100	WIRE REFERENCE COPPER MAXIMUM CROSS SECTIONAL DIAMETER >6MM	34,246	-
74081900	OTHER, WIRE OF REFINED COPPER	380,958	468,744
74082100	WIRE OF COPPER ALLOY ZINC BASE	7,467	4,624
74082900	OTHER WIRE OF COPPER ALLOYS ETC	5,684	20,625
74091900	OTHER PLATES,SHEETS &STRIP OF REFINED COPPER	147	1,122
74099000	PLATES/SHEETS/STRIPS OTHER COPPER ALLOYS NS	42	-
74112900	OTHER TUBE&PIPE OF OTHER COPPER ALLOYS	78	158
74122000	COPPER TUBE/PIPE FITTINGS COPPER ALLOYS	346	160
74130000	STANDARD WIRE,CABLES PLAITED BANDS-NOT ELECTRICALLY INSULATED	-	224
74151000	NAILS,TACKS,DRAWING PINS,STAPLES & SIMILAR ARTICLES	2,195	-
74153300	OTHER THREADED SCREW,BOLT,NUT COPPER	2,746	1,424
74153900	OTHER THREAD ARTICLES OF COPPER	13,968	19,152
74181000	TABLE,KITCH/OTH HOUSEHOLD ARTI	2,815	7,726
74182000	OTHER SANITARY WARE,PARTS COPPER	469,809	659,551
74191000	CHAIN,PARTS THEREOF OF COPPER	1,096	958
74199990	OTHER, ARTICLES OF COPPER	57,635	28,525
	<b>TOTAL COPPER AND ARTICLES THEREOF</b>	<b>36,969,586</b>	<b>54,430,672</b>
	<b>NICKEL AND ARTICLES THEREOF</b>		
75030000	NICKEL WASTE AND SCRAP.	1,067	801
75072000	TUBE OR PIPE FITTING NICKEL	7,036	4,079

## PCT CHAPTER WISE BREAKUP OF EXPORTS

Rs. In Thousands

HSCODE	COMMODITY	Jul-Jun	Jul-Jun
		2018-19	2019-20
	<b>TOTAL NICKEL AND ARTICLES THEREOF</b>	<b>8,103</b>	<b>4,880</b>
	<b>ALUMINIUM AND ARTICLE THEREOF</b>		
76011000	ALUMINIUM, NOT ALLOYED	26,938	323,847
76012000	ALUMINIUM ALLOYS	23,535	685,614
76020010	ALUMINIUM W/SCRAP OF AUTO PART	547	1,992
76020090	OTHER ALUMINIUM WASTE OR SCRAP	287,300	366,361
76031000	POWDER OF NON-LAMELLER STRUCTURE	-	9,306
76041010	BAR, OF ALUMINIUM, NOT ALLOYED	49	1,045
76041090	PROFILES OF ALUMINIUM NOT ALLOYED	21,238	-
76042100	HOLLOW PROFILES OF ALUMINIUM ALLOYED	160	-
76061200	RECTANGULAR/SQUARE ALUMINIUM ALLOYED	-	753
76069110	ALUMINIUM SHEET NOT ALLOYS ANODIZED/ POLYURETHENE COATED	20	-
76069290	OTHER ALUMINIUM SHEET ALLOYS	4,554	106,956
76071100	ALUMINIUM FOIL ROLLED NOT-WORKED/BACKED	14,074	26,650
76071910	ADHESIVE TAPE	104	15
76071920	PRINTED ALUM FOIL NOT BACKED	119	-
76071990	OTHER ADHESIVE TAPE	239	20
76072000	ALUMINIUM FOIL, BACKED	16,927	2,775
76082000	TUBE, PIPE OF ALUMINIUM ALLOYED	-	568
76090000	ALUMINIUM TUBE, PIPE FITTINGS (E.G COUPLINGS, ELBOWS, SLEEVES)	734	1,140
76101000	DOORS, WINDOW, FRAMES, THRESHOLDS FOR DOORS	267	251
76109000	ALUMINIUM STRUCTURE & PARTS N.E.S.	25,475	2,016
76121000	COLLAPSIBLE TUBULAR CONTAINERS ALUMINIUM	31,127	509,189
76129030	OTH CANS<=400ML W LOGO/BRAND	1,015,392	1,453,403
76129090	OTHER DRUMS CANS BOXES ALUMINIUM	101,910	414,618
76149000	OTHER STANDARD WIRE, CABLE, PLAID BANDS & LIKE OF ALUMINIUM NOT ELECTRICALLY INSUL	-	807
76151000	TABLE, KITCH, POT POLISH PAD ALUM	2,854,965	3,117,555
76152000	SANITARY WARE & PARTS OF ALUMINIUM	2,553	2,649
76161000	NAILS, BOLT, NUT, SCREW ETC ALUMINIUM	23,073	20,439
76169100	CLOTH, GRILL, FENCING & NETTING OF ALUMINIUM WIRE	-	14,200
76169910	CASINGS & FORGINGS	2,137	2,478
76169990	OTHER ARTICLE OF ALUMINIUM	34,713	156,716
	<b>TOTAL ALUMINIUM AND ARTICLE THEREOF</b>	<b>4,488,150</b>	<b>7,221,363</b>
	<b>LEAD AND ARTICLES THEREOF</b>		
78011000	REFINED UN-WROUGHT LEAD	-	6,257
78019100	OTHER UN-WROUGHT LEAD CONTAINING BY WEIGHT ANTIMONY	-	810,005
78020000	LEAD WASTE AND SCRAP.	-	1,492

## PCT CHAPTER WISE BREAKUP OF EXPORTS

Rs. In Thousands

HSCODE	COMMODITY	Jul-Jun	Jul-Jun
		2018-19	2019-20
	<b>TOTAL LEAD AND ARTICLES THEREOF</b>	<b>0</b>	<b>817,754</b>
	<b>ZINC AND ARTICLES THEREOF</b>		
79011100	ZINC CONTAINING BY WEIGHT>99.99% NOT ALLOYED	42,358	-
79020000	ZINC WASTE AND SCRAP.	449,184	220,722
79031000	ZINC DUST(BLUE POWDER)	176,491	220,406
79039000	OTHER ZINC POWDER AND FLAKES	2,530	728
79070010	ZINC SLUGS FOR DRY BATTERY CELL CONTAINERS	51	-
79070090	OTHER, ARTICLES OF ZINC	630	-
	<b>TOTAL ZINC AND ARTICLES THEREOF</b>	<b>671,244</b>	<b>441,856</b>
	<b>TIN AND ARTICLES THEREOF</b>		
80011000	TIN, NOT ALLOYED	-	10,353
80070020	TIN FOIL, THICKNESS >0.2,MM	10	125
80070090	OTH ARTICLES OF TIN	-	746
	<b>TOTAL TIN AND ARTICLES THEREOF</b>	<b>10</b>	<b>11,224</b>
	<b>OTHER BASE METALS,CERAMICS,ARTICLES</b>		
81019700	OTHER WASTE & SCRAP TUNGSTEN	-	231
81083000	WASTE AND SCRAP OF TITANIUM	19,440	3,947
81089000	OTHER TITANIUM WROUGHT & ARTICLES	34	14,390
81121900	OTHER BERYLLIUM UNWROUGHT, ARTICLES	-	136
81130000	CERMETS & ARTICLE INCLUDING WASTE & SCRAP	-	264
	<b>TOTAL OTHER BASE METALS,CERAMICS,ARTICLES</b>	<b>19,474</b>	<b>18,968</b>
	<b>TOOLS,IMPLEMENTS,CUTLERY,PARTS THEREOF</b>		
82011000	SPADES AND SHOVELS	2,982	2,281
82014000	AXES,BILL HOOKS & SIMILAR HEWING TOOLS	3,428	13,052
82015000	SECATEURS & ONE-HANDED PRUNERS AND SHEARS	-	1,409
82016000	HEDGE SHEARS, TWO-HAND PRUNING SHEARS AND SIMILAR TWO HANDED SHEARS	708	302
82019000	OTHER HAND TOOL AGRICULTURAL,HORTICULTURE OR FORESTRY	9,415	21,661
82021000	HAND SAWS	1,019	-
82022000	BAND SAW BLADES	73	225
82023100	CIRCULAR SAW BLADES WITH STEEL	-	5,450
82023900	OTHER CIRCULAR SAW BLADES; INCLUDING PARTS	44	-
82029990	OTHER SAW BLADES	117	45
82031000	FILES, RASPS & SIMILAR TOOLS	3,219	6,169
82032000	PILERS,PINCERS,TWEEZERS AND SIMILAR TOOLS	106,551	176,252
82033000	METAL CUTTING SHEARS & SIMILAR TOOLS	5,798	8,840
82034000	PIPE CUTTERS,BOLT CROPPERS,PERFORATING PUNCHES AND SIMILAR TOOLS	4,155	2,110

## PCT CHAPTER WISE BREAKUP OF EXPORTS

Rs. In Thousands

HSCODE	COMMODITY	Jul-Jun	Jul-Jun
		2018-19	2019-20
	<b>TOOLS,IMPLEMENTS,CUTLERY,PARTS THEREOF</b>		
82041100	NON-ADJUSTABLE HAND OPERATED SPANNERS & WRENCHES	11	804
82041200	ADJUSTABLE HAND OPERATED SPANNERS & WRENCHES	4,543	-
82042000	INTERCHANGEABLE SPANNER SOCKETS WITH OR WITHOUT HANDLES	411	1,952
82051000	DRILLING,THREADING OR TAPPING TOOLS	251,545	121,674
82052000	HAMMERS AND SLEDGE HAMMERS	1,931	6,807
82053000	PLANES,CHISELS,GUAGES AND SIMILAR CUTTING TOOLS FOR WORKING WOOD	1,154	4,563
82054000	SCREW DRIVERS	13,159	13,010
82055100	OTHER HAND TOOLS HOUSE-HOLD N.E.S.	42,884	16,520
82055900	OTHER HAND TOOL (GLAZIERS DIAMONDS)	392,332	701,196
82057000	VICES, CLAMPS AND THE LIKE	345	198
82059000	SETS OF ARTICLES OF TWO/MORE OF FORGOING SUB-HEADING	421,745	500,385
82060090	OTH TOOLS H-8202,8505 R-SALE	-	817
82071900	OTHER INCLUDING PARTS OF ROCK DRILLING OR EARTH-BORING TOOLS	6,920	115,299
82072000	DIES FOR DRAWING/EXTRUDING METAL	493	6,673
82073000	TOOL FOR PRESSING, STAMPING/PUNCHING	-	1,820
82074000	TOOLS FOR TRAPPING OR THREADING	174	525
82075010	TOOL DRILLS OTHER THAN ROCK/PARALLEL OR STRAIGHT SHANK TWIST DRILLS	-	281
82075090	OTHER TOOL FOR DRILLING OTHER THAN ROCK DRILLING	9,794	11,740
82076000	TOOLS FOR BORING OR BROACHING	3,648	6,084
82079000	OTHER INTERCHANGEABLE TOOLS	6,350	4,820
82081000	KNIVES&CUTTING BLADES FOR METAL WORKING	20,505	26,736
82082000	KNIVES CUTTING BLADES FOR WOOD WORKING	311	384
82083000	KNIVES & CUTTING BLADES FOR KITCHEN APPLIANCES	1,095	1,198
82084000	KNIVES&CUTTING BLADE FOR AGRICULTURAL, HORTICULTURAL OR FORESTRY MACHINES	23,979	9,235
82089010	OTH BLADES/KNIVES PAPER MACH	238	36
82089020	DIE STEEL CUTTING BLADES	-	494
82089090	OTH BLADES/KNIVES FOR MACHINE	1,299	10,056
82090000	PLATES STICKS,TIPS AND THE LIKE FOR TOOLS, UNMOUNTED OF CERMET	1,646	1,382
82100000	HAND-OPERATED MECHANICAL APPLIANCES, WEIGHING 10 KG OR LESS	337	-
82111000	SETS OF ASSORTED ARTICLES	5,107	-
82119100	TABLE KNIVES HAVING FIX BLADE.	210,034	136,721
82119200	OTHER KNIVES HAVING FIXE BLADES.	1,250,284	1,536,516
82119300	KNIVES HAVING OTHER THAN FIX BLADES.	72,176	61,533
82119400	BLADES	2,321	6,439
82119500	HANDLES OF BASE METAL	3,045	4,673
82121000	RAZORS	1,280,965	1,211,231
82122000	SAFETY RAZOR BLADES,	1,502,959	1,176,595

## PCT CHAPTER WISE BREAKUP OF EXPORTS

Rs. In Thousands

HSCODE	COMMODITY	Jul-Jun	Jul-Jun
		2018-19	2019-20
	<b>TOOLS,IMPLEMENTS,CUTLERY,PARTS THEREOF</b>		
82129000	OTHER PARTS	8,110	2,106
82130000	SCISSORS,TAILOR'S SHEARS & SIMILAR SHEARS AND BLADE	977,030	1,238,760
82141000	PAPER KNIVES,LETTER OPENERS,ERASING KNIVES, PENCIL SHARPENERS AND BLADES ETC	38,556	28,633
82142000	MANICURE OR PEDICURE SETS AND INSTRUMENTS	6,665,486	7,283,188
82149000	OTHER ARTICLES OF CUTLERY .	44,560	96,759
82151000	SETS OF ASSORTED ARTICLE CONTAINING >= 1 ARTICLE PLATED WITH PRECIOUS METAL	1,520	1,013
82152000	OTHER SETS OF ASSORTED ARTICLE.	5,586	7,306
82159910	SPOONS	1,942	1,687
82159920	FORKS (CUTLERY)	-	5,292
82159990	OTHER ARTICLE OF KITCHEN.	385,746	208,081
	<b>TOTAL TOOLS,IMPLEMENTS,CUTLERY,PARTS THEREOF</b>	<b>13,799,785</b>	<b>14,809,018</b>
	<b>MISC. ARTICLES OF BASE METALS</b>		
83012090	OTH LOCKS FOR MOTOR VEHICLES	1,681	11
83013000	LOCKS FOR FURNITURE	5	-
83014000	OTHER LOCKS	1,291	2,161
83016000	PARTS OF LOCKS	-	23
83017000	KEYS PRESENTED SEPARATELY	16	10
83021010	HINGES,VEH-H-8704.2299,8703	1,662	6,376
83021090	OTH HINGES&FITTINGS FOR FURNI	1,868	1,009
83022000	CASTORS	-	521
83023090	OTH FITTINGS FOR M-VEHICLES	42,518	20,321
83024100	OTHER MOUNTING,FITTING SUITABLE FOR BUILDING	94	143
83024200	OTHER MOUNTING,FITING FURNITURES	1,851	665
83024900	OTHER FITTINGS OF BASE METAL N.S.	90,580	133,171
83025000	HAT-RACKS,HAT-PEGS,BRACKET&FIX	50	2,524
83026000	AUTOMATIC DOOR CLOSERS	18,639	21,341
83030000	ARMoured/REINFORCED SAFES, STRONG BOXES AND DOORS ETC OF BASE METAL.	100	-
83040000	FILING CABINETS,CARD-INDEX CABINET/TRAYS	592	277
83052000	STAPLES IN STRIPS	-	40
83059000	OTHER, INCLUDING PARTS	2	505
83061000	BELLS,GONGS ETC.NON ELECTRIC OF BASE METAL	22,867	15,525
83062900	OTHER; MIRRORS OF BASE METAL	9,303	4,975
83063000	PHOTOGRAPH,PICTURE OR SIMILAR FRAMES; MIRROR	2,689	1,072
83071000	FLEXIBLE TUBING OF IRON/STEEL	4,881	9,941
83079000	FLEXIBLE TUBING OF BASE METAL	1,691	-
83081010	HOOKS OF BASE METAL	5,615	1,316

## PCT CHAPTER WISE BREAKUP OF EXPORTS

Rs. In Thousands

HSCODE	COMMODITY	Jul-Jun	Jul-Jun
		2018-19	2019-20
	<b>MISC. ARTICLES OF BASE METALS</b>		
83081020	EYES & EYE LETS OF BASE METAL	2,148	1,418
83082000	TUBULAR OR BIFURCATED RIVET	-	162
83089010	CLASPS OF BASE METAL	88	-
83089020	BUCKLE OF BASE METAL	9,966	6,853
83089030	FRAME OF HAND BAG ETC OF BASE METAL	982	1,501
83089090	OTHER MADE UP ARTICLE OF BASE METAL PART	68,069	183,186
83091000	CROWN CORKS OF BASE METAL	24	-
83099090	OTHER	2,148	2,739
83100010	NUMB PLATE ASSEMBLY,AGRI-TRACT	178	-
83100090	OTH SIGN-PLATES, NAME PLATES	3,282	2,500
83111000	COATED ELECTRODE OF BASE METAL	4,475	228,807
83113000	COATED RODS & CORED WIRE OF BASE METAL FOR SOLDERING,BRAZING OR WELDING BY FLAME	82	322
83119000	OTHER WIRE & RODS AGGLOMERATED OF BASE METAL	1,032	1,395
	<b>TOTAL MISC. ARTICLES OF BASE METALS</b>	<b>300,469</b>	<b>650,810</b>
	<b>MACHINERY/ COMPONENTS</b>		
84012000	MACHINERY/APPARATUS,ISOTOPIC SEPARATION	48	-
84021190	OTHER STEAM & OTHER VAPOUR GENERATING BOILER	4,977	155
84021200	WATER TUBE BOILER STEAM PRODUCTION <45 TON PER HOUR	153	7,283
84021920	WASTE HEAT BOILER/HYBRID BOILE	17,219	-
84029010	PARTS STEAM / VAPOUR BOILER	2,899	-
84029090	OTHER PARTS OF BOILER	192	215,760
84031000	BOILERS	-	106
84039000	PARTS CENTRAL HEATING BOILERS	748	803
84042000	CONDENSERS FOR AUXILIARY PLANT	-	836
84049090	OTH PARTS VAPOUR POWER UNITS	44	-
84051000	PRODUCER GAS/WATER GAS GENERATORS	55,078	-
84059000	PARTS OF PRODUCER GAS/WATER GAS GENERATORS	37	3,413
84068200	OTHER TURBINES OF AN OUTPUT NOT EXCEEDING 40MW	-	4,486
84071000	AIRCRAFT ENGINES	14,316	97,404
84072100	OUTBOARD MOTORS	63,008	457,982
84072900	OTHER ,MARINE & SPARK IGNITION ROTARY ENGINES	17	-
84073390	OTH-RPE- 250-1000 CC VEH CH-87	665	-
84079010	GAS ENGINES	331	25,666
84081000	MARINE PROPULSION ENGINES	-	1,597
84082010	DIESEL ENG,AGRI-TRACTOR H-8701	13,886	31,137
84082090	OTH DIESEL / SEMI DIESEL ENGIN	2,266	-

## PCT CHAPTER WISE BREAKUP OF EXPORTS

Rs. In Thousands

HSCODE	COMMODITY	Jul-Jun	Jul-Jun
		2018-19	2019-20
	<b>MACHINERY/ COMPONENTS</b>		
84089000	OTHER ENGINES	36,219	11,937
84091000	PARTS FOR AIRCRAFT ENGINES	-	4,665
84099110	RING FOR PISTON OF VEHICLE CHAPTER 87	102	1,340
84099120	CYLINDER FOR VEHICLES OF CHAPTER 87	2,447	-
84099130	CYLINDER FOR VEHICLES OF CHAPTER 87	49	-
84099140	CYLINDER HEADS FOR VEHICLES OF CHAPTER 87	3,643	1,038
84099150	CYLINDER LINER FOR VEHICLES OF CH.87	32,693	102,760
84099192	OTH PART FOR GAS ENG H84079010	-	12,189
84099199	OTH KITS FOR VEHICLES OF CH-8	4,135	3,883
84099910	OTHER RING FOR PISTON VEHICLE CH-87	8,491	1,853
84099920	OTHER CYLINDER FOR VEHICLES OF CH-87	7,254	1,195
84099930	OTHER CYLINDER BLOCKS FOR VEHICLE CH-87	150	1,214
84099999	OTH PARTS OF ENGINES	12,239	27,930
84101100	HYDRAULIC,TURBINE,WATER WHEELS AND REGULATORS THEREFORE OF POWER <1000 KW	42	-
84109090	OTH PART HYD TURBINE&REGULA	15,880	2,273
84122100	LINEAR ACTING (CYLINDERS),HYDRAULIC POWER ENGINES & MOTORS	-	2,353
84122900	OTHER HYDRAULIC POWER ENGINES & MOTOR	3,385	10,484
84129090	OTH PARTS OF ENG / MOTORS	468	4,684
84131100	PUMPS FOR DISPENSING FUEL/LUBRICANTS	-	2,557
84131990	OTHER PUMPS FOR DISPENSING CHEMICALS	818	4,677
84132000	HAND PUMPS NOT WITH MEASURING DEVICE	332	582
84133010	DIESEL FUEL INJECTION PUMPS FOR VEHICLES OF CH-87	-	3,697
84133020	OIL PUMP ASSEM VEH H-87019020	17,912	14,494
84133050	W-PUMP ICP ENG VEH H-87019020	-	67
84133090	OTHER PUMPS FUEL/LUBRICATION/COOLING	746	1,440
84134000	CONCRETE PUMP FUEL LUBRICATION	-	72
84135000	OTHER POSITIVE DISPLACEMENT PUMP	-	1,471
84136019	OTH GEARED PUMPS	-	489
84136090	OTH ROTARY POS DISP PUMP	-	290
84137010	SUBMERSIBLE PUMPS	24,827	99
84137090	OTH CENTRIFUGAL PUMPS	415,059	614,389
84138100	OTH PUMPS	-	117
84139110	STAINLESS STEEL IMPELLERS OF PUMPS	176,676	116,141
84139120	LASER WELDED CHAMBERS FOR PUMP	1,450	2,834
84139130	OTH PARTS GROUT,ETC PUMPS	8,270	6,664
84139150	PLUNGER & PUMP PART OF VEH H87	127	5,893
84139190	PARTS OF OTHER PUMPS	24,659	26,634



## PCT CHAPTER WISE BREAKUP OF EXPORTS

Rs. In Thousands

HSCODE	COMMODITY	Jul-Jun	Jul-Jun
		2018-19	2019-20
	<b>MACHINERY/ COMPONENTS</b>		
84141000	VACUUM PUMPS	259	603
84142000	HAND OR FOOT OPERATED AIR PUMPS	42	13,390
84143010	COMPRESSOR USED WITH NON CFC/HCFC GASES	-	360
84143090	OTHER COMPRESSORS USED IN REFRIGERATING EQUIPMENTS	470	3,957
84144000	AIR COMPRESSORS MOUNTED ON A WHEELED CHASSIS FOR TOWING	1,655	4,121
84145110	CEILING FAN	1,349,746	1,574,795
84145120	PEDESTAL FAN	747,982	622,155
84145130	TABLE FAN	7,868	9,089
84145140	EXHAUST FAN	155,727	214,993
84145190	OTHER FANS WITH SELF CONTAINED ELECTRIC MOTOR OF OUTPUT NOT EXCEEDING 125W	1,695,679	1,313,934
84145910	BLOWERS	1,426	114
84145990	OTHER FANS	17,178	2,094
84146000	HOODS HAVING A MAXIMUM HORIZONTAL SIDE NOT > 120CM	42	11,208
84148010	PISTON TYPE AIR COMPRESSORS	10,912	3,651
84148020	SCREW COMPRESSORS	372	-
84148030	CNG COMPRESSORS	-	3,905
84148059	OTHER TURBO CHARGERS	-	447
84148090	OTH TABLE,FLOOR,WALL,CEILI FAN	18,341	383
84149010	PART MACH H-84141000,8414.3010	69,732	51,627
84149020	PARTS COMPRESSOR REFRI EQUP	-	2,045
84149090	OTHER PARTS OF H-84.14	114,113	395,554
84151019	OTH WINDOW/WALL TYPE AC/SPLIT	5,868	674
84151029	S-CON AC/SPLIT INER-OUTER UNIT	45,748	33,991
84151039	TROPICAL MPS MUL-SYS UNIT>5TON	1,882	-
84158190	O-AC INCOR REFRI UNIT VALVE-RE	152	-
84159021	CONDENSORS FOR VEHICLES H87	982	1,163
84159029	OTH CONDENSORS	-	7,534
84159030	COVERS INNER BODY AC.MACHINES	-	1,443
84159091	OT AC PART H84152010,20,30,90	1,174	8,007
84159099	OTH PARTS FOR REFRI/AIRCOND	32,130	28,203
84161000	FURNACE BURNERS LIQUID FUEL	372	185
84162000	OTHER FURNACE BURNER INCLUDING COMBINATION BURNERS	141	334
84163000	MECHANICAL STOKERS GRATES ETC	208	-
84169000	PART OF BURNERS OTHER ARTICLES OF 7412	188,442	195,284
84171010	KILNS (FURNACE OVEN)	-	79
84171090	OTHER FURNACES AND OVEN	6,636	2,282
84172000	BAKERY OVENS INCLUDING BISCUIT OVEN	18,046	6,124

## PCT CHAPTER WISE BREAKUP OF EXPORTS

Rs. In Thousands

HSCODE	COMMODITY	Jul-Jun	Jul-Jun
		2018-19	2019-20
	<b>MACHINARY/ COMPONENTS</b>		
84178000	OTHER FURNANCE AND OVENS	6,500	3,890
84179000	PARTS OF INDUSTRIAL OR LABORATORY FURNACE	8,830	30,457
84181010	COMB REFRIG-FREEZ W-DOOR CKD/S	66,934	3,385
84181090	COMBINED REFRIG-FREEZE W-DOORS	45,917	51,398
84182110	REFRIG H-HOLD COMP TYP CKD/SKD	5,076	-
84182190	REFRIGES H-HOLD COMPRESS TYPE	174,810	92,378
84182990	OTH REFRIGERATOR HOUSHOLD TYP	28,033	34,900
84183090	FREEZERS CHEST TYPE-800 I CAPA	55,897	48,060
84184090	FREEZERS UPRIGHT TYP-900 ICAPA	-	628
84185000	OTHER REFRIGERATOR/FREEZERS CHEST, CABINET, DISPLAY COUNTERS, SHOW CASES ETC	1,015	1,163
84186100	HEAT PUMPS O/T AIR CONDIT MACH	123	-
84186920	REFRIGERATIN MACH WITH ENGIN	70	13,311
84186939	OTH WATER DISPENSER	51,671	78
84186990	OTH REFRIGERATIN, FREEZING MACH	1,188	1,123
84189100	FURNITURE REFRIGERATING/FREEZING EQUIPMENT	728	39
84189990	OTHER PARTS OF REFRIGERATORS/FREEZERS	152	1,556
84191190	OTH INST GAS WATER HEATER N-EL	921	46
84191990	O-INST STRAGE WATER HETER N-EL	-	3,722
84192000	MEDICAL SURGICAL LABORATORY STERILISERS	22,639	4,247
84193100	DRYERS AGRICULTURAL PRODUCTS	-	1,404
84193200	DRYERS FOR WOOD, PAPER PULP, PAPER OR PAPER BOARD	510	-
84193900	OTHER DRYERS	20,221	322
84195000	HEAT EXCHANGE UNITS	1,284	69
84196090	OTH MACH FOR LIQUIFYING AIR/GA	1,943	-
84198100	OTHER MACHINERY PLANT EQUIPMENT FOR HOT DRINKS/COOKING OR HEATING FOOD	1,459	-
84198910	COOLING TOWERS	904	492
84198990	OTH MACHINES AND PLANTS	2,028	125,494
84199010	PART DRYERS, AGRI, AIR GAS MACH	256	736
84199020	PART DRYERS, DISTILLING PLANT	-	254
84199090	OTH PARTS MACH, PLANT, LAB EQUIP	23,552	8,771
84201000	CALENDERING OR OTHER ROLLING MACHINES	54,078	37,663
84209100	CYLINDERS (FOR CALENDERING MACHINE)	-	323
84209900	OTHER PARTS OF CALENDERING MACHINE	17,019	4,871
84211200	CLOTHES-DRYERS	608	4,030
84211900	OTHER CENTRIFUGES INCLUDING DRYER	706	2,790
84212100	FILTERING PURIFYING MACHINERY & APPARATUS FOR LIQUIDS	3,444	3,402
84212200	FILTERING MACHINERY FOR BEVERAGES	11	145

## PCT CHAPTER WISE BREAKUP OF EXPORTS

Rs. In Thousands

HSCODE	COMMODITY	Jul-Jun	Jul-Jun
		2018-19	2019-20
	<b>MACHINERY/ COMPONENTS</b>		
84212310	OIL FILTER M-VEH H-8703,4,8711	97,183	96,542
84212320	OTH FUEL FILTER VEH H-87019020	20,928	11,288
84212390	OTH OIL/PETROL FILTERS FOR ENG	86	2,434
84212900	OTHER FILTER MACHINERY APPARATUS NES	1,414	-
84213110	INTAKE AIR FILT VEH H-8703,11	40	-
84213190	OT FILTERING/PURIFYING MAH,GAS	106	2,387
84213930	MIST ELEMATOR FILTERING MACHINERY	1,708	-
84213940	AIR FILTER FOR PURIFYING GASES	53,843	47,390
84213950	FILTER BAGS FOR GASES	545	527
84213990	OTHER FILTERING PURIFYING MACHINERY GASES	16,642	1,376
84219190	OTHER PARTS OF CENTRIFUGES	-	8,163
84219990	OTH PART PURIFYING MACH L /GAS	3,954	8,008
84221100	DISH WASHING MACHINE HOUSE TYPE	1,300	8
84221900	OTHER DISH WASHING MACHINE OF HOUSEHOLD TYPE	3,800	646
84223000	MACHINERY FOR FILLING/CLOSING/SEALING OR LABELLING BOTTLE	169,411	141,655
84224000	OTHER PACKING WRAPPING MACHINE	74,110	278,336
84229010	PARTS DISH WASHING MACHINE	4,838	109
84229090	OT PART FILLING/PACK/WARP MACH	51,960	91,108
84231000	PERSONAL WEIGHING MACHINES	26	23
84232000	SCALES FOR CONTINUOUS WEIGHING OF GOODS ON CONVEYORS	114	-
84233000	CONSTANT WEIGHT SCALES/HOPPER	223	1,139
84238100	OTHER WEIGHT MACHINERY WITH CAPACITY NOT EXCEEDING 30KG	2	371
84238200	OTHER WEIGHT MACHINERY >30 BUT <5000 KG CAPACITY	141	476
84238900	OTHER WEIGHING MACHINERY	341	6,768
84239000	WEIGHT MACHINE OF ALL KINDS & PARTS	380	4
84241000	FIRE EXTINGUISHERS WHETHER OR NOT CHARGED	9,918	1,046
84242020	SPRAY GUNS/APPL FOR INDUSTRY	-	934
84242090	OTH SPRAY GUNS & APPLIANCES	3,944	1,104
84243000	STEAM OR SAND BLASTING MACHINES AND SIMILAR JET PROJECTING MACHINES	1,475	1,341
84248900	OTHER APPLIANCES PROJECTING/DISPERSING/SPRAYING LIQUIDS	21	155
84249010	PART MAC H-8424.2010,3000,8100	-	406
84249090	OTH PART SRAYING/BLASTING MACH	1,316	147
84251100	PULLEY TACKLE HOISTS POWERED BY ELECTRIC MOTOR	808	-
84251900	OTHER PULLEY TACKLE WINCHES & CAPSTANS	-	257
84253900	OTHER WINCHES CAPSTANS	249	385
84254200	OTHER JACKS AND HOISTS HYDRAULIC	1,081	61
84254900	OTHER MECHANICAL HANDING EQUIPMENT	1,069	1,947

## PCT CHAPTER WISE BREAKUP OF EXPORTS

Rs. In Thousands

HSCODE	COMMODITY	Jul-Jun	Jul-Jun
		2018-19	2019-20
	<b>MACHINARY/ COMPONENTS</b>		
84261110	OVER HEAD TRAVELLING CRANES ON FIXED SUPPORT NOT EXCEEDING 400 METRIC TONS	-	709
84261190	OTHER OVER HEAD TRAVELLING CRANES ON FIXED SUPPORT	-	194,983
84261910	CRANES UPTO 400 METRIC TON	40,483	-
84261990	OTHER OVER HEAD TRAVELLING,TRNSPORTER,GANTRY CRANES	-	163
84263000	PORTAL OR PEDESTAL JIB CRANES	1,193	324
84264100	OTHER MACHINERY SELF PROPELLED ON TYRES	-	4,200
84264900	OTHER MACHINERY SELF PROPELLED	78,057	230
84269900	OTHER MACHINERY NOT SELF PROPELLED	923	-
84271000	SELF PROPELLED TRUCK POWERED BY AN ELECTRIC MOTOR	-	434
84272010	FORK LIFT TRUCKS OF CAPACITY NOT EXCEEDING 3 TON	1,998	-
84272090	OTHER SELF PROPELLED TRUCK	439	2,390
84279000	OTHER WORK TRUCK FITTED WITH LIFTING/HANDLING EQUIPMENT	543	345
84282000	PNEUMATIC ELEVATORS & CONVEYORS	472	428
84283200	OTHER ELEVATOR/CONVEYOR BUCKET TYPE	49	10,559
84283300	OTHER ELEVATOR/CONVEYOR BELT TYPE	40,547	742
84283990	OTH CONVEYORS FOR GOODS/MATERI	3,507	2,633
84284000	ESCALATORS & MOVING WALKWAYS	-	320
84289010	HYDRAULIC LIFT ASS AGR-TRACTOR	796	1,044
84289090	OTH HYDRAULIC LIFT ASSEMBLY	6,333	41
84291900	OTHER; BULLDOZERS/ANGLEDOZERS/TRACK LAYING	-	3,718
84292000	GRADERS AND LEVELLERS	1,329	19,927
84293000	SCRAPERS	166	-
84294000	TAMPING MACHINE & ROAD ROLLERS	-	11,055
84295900	OTHER MECHANICAL SHOVALS,EXCAVATORS AND SHOVAL LOADERS	5,189	196,256
84304900	OTHER BORING/SINKING MACHINERY NOT SELF PROPELLED	-	14,885
84311000	PARTS MACHINERY HEADING 84.25	31	-
84312000	PARTS MACHINERY HEADING 84.27	1,048	-
84313100	PARTS OF LIFTS,SKIP HOISTS & ESCALATORS	1,635	-
84313900	OTHER PARTS LIFTING/HANDLING/LOADING MACHINERY	53,113	83,468
84314100	BUCKETS SHOVELS GRABS & GRIPS	2,893	32,940
84314300	PARTS FOR BORING/SINKING MACHINERY OF SUBHEADING 8430.41 OR 8430.49	17,452	33,114
84314900	PART MACHINERY HEADING 84.26,84.29-30	47,961	112,913
84321010	CHISEL PLOUGHS	31,457	67,708
84321090	OTHER PLOUGHS	107,279	165,637
84322100	DISC HARROWS	13,705	37,539
84322910	CULTIVATORS	102	6,926
84322990	OTHER CULTIVATORS	5,483	-

## PCT CHAPTER WISE BREAKUP OF EXPORTS

Rs. In Thousands

HSCODE	COMMODITY	Jul-Jun	Jul-Jun
		2018-19	2019-20
	<b>MACHINARY/ COMPONENTS</b>		
84323100	NO-TILL SEEDER,PLANTER,TRANS	-	1,170
84323900	OTH PLANTERS & TRANSPLANTERS	556	2,048
84324200	FERTILISER DISTRIBUTORS	-	598
84328010	ROTAVATORS	-	1,079
84328090	OTHER ROTAVATORS	51,060	38,243
84329000	PARTS AGRICULTURAL,HORTICULTURAL MACHINERY	63,426	50,145
84331100	LAWN MOVERS FOR PARKS/SPORTS GROUND	71	699
84331900	OTHER MOVER FOR LAWN PARKS SPORTS GROUNDS	6,636	2,828
84332000	OTHER MOWERS INCLUDING CUTTER BARS FOR TRACTOR MOUNTING	-	10,922
84334000	STRAW OR FODDER BALER INCLUDING PICK-UP BALER	4,666	2,246
84335100	COMBINE HARVESTER-THRESHERS	17,557	36,709
84335200	OTHER THRESHING MACHINERY	15,475	31,727
84335900	OTHER HARVESTING MACHINES	5,594	9,343
84339000	PARTS; MACHINES FOR CLEANING/SORTING OR GRADING EGGS ETC	13,054	32,847
84341000	MILKING MACHINES	7,389	2,504
84342000	DAIRY MACHINERY	664	1,580
84349000	PARTS OF MILKING/DAIRY MACHINERY	53,471	831
84351010	MACH FOR BEVERAGE MANUFACT	46	-
84351090	OTH MACH FOR BEVERAGE MANF	134	2,275
84359000	PART OF JUICE EXTRACTING MACHINERY	-	14,446
84361000	MACHINERY FOR PREPARING ANIMAL FEEDING STUFFS	17	309
84362100	POULTRY INCUBATORS & BROODERS	28	-
84368000	OTHER MACHINERY	5,590	-
84369100	PARTS POULTRY KEEPING MACHINERY OR POULTRY INCUBATORS AND BROODERS	-	9,079
84369900	OTHER PART OF AGRICULTURAL/HORTICULTURAL MACHINERY	-	582
84371000	MACHINES FOR CLEANING,SORTING OR GRADING SEED, GRAIN,DRIED LEGUMINOUS VEGETABLES	14,931	10,124
84378000	OTHER MACHINERY	22,228	14,394
84379000	PARTS OF MACHINE USE IN MILLING INDUSTRY	2,188	28,613
84381000	BAKERY MACHINERY&MANUFACTURING MACARONI, SPAGHETTI	1,785	65,444
84382000	MACHINERY FOR MANUFACTURE OF CONFECTIONERY, COCOA OR CHOCOLATE	43,396	51,395
84383010	CRSUHERS FOR SUGARCANE	293,512	-
84383090	OTH MACH FOR SUGAR MANF	8,192	151,410
84385000	MACHINERY FOR PREPARATION OF MEAT/POULTRY	778	2,641
84386000	MACHINES FOR PREPERATION OFFRUITS/NUTS/ VEGETABLES.	3,614	-
84388020	OTH MACH FOR FISH PREPARATION	-	16,087
84388090	OTH MACHINERY OF OTH	8,849	15,254
84389010	PARTS OF MACHINES OF HEADING 8438.3000 & 8438.4000	1,097,373	815,043

## PCT CHAPTER WISE BREAKUP OF EXPORTS

Rs. In Thousands

HSCODE	COMMODITY	Jul-Jun	Jul-Jun
		2018-19	2019-20
	<b>MACHINARY/ COMPONENTS</b>		
84389090	OTH PART FOOD/DRINK MAKE MACH	3,816	7,354
84392000	MACHINERY FOR MAKING PAPER OR PAPER BOARD	-	755
84399100	PARTS OF MACHINERY FOR MAKING PULP OF FIBROUS CELLULOUS MATERIAL	-	3,650
84399900	OTHER PARTS OF MACHINERY PAPER OR PAPER BOARD	3,254	-
84401000	BOOK BINDING MACHINERY INCLUDING BOOK SEWING MACHINES	6,520	826
84409000	PARTS OF BOOK BINDING MACHINERY	1,052	-
84411000	CUTTING MACHINES	3,401	6,635
84412000	MACHINES MAKING BAGS,SACKS/ENVELOPES	17,628	5,236
84413000	MACHINES MAKING CARTONS,BOXES,TUBES ETC	-	4,061
84414000	MACHINES MOULDING ARTICLE PAPER PULP,PAPER OR PAPER BOARD	-	1,019
84418000	OTHER MACHINES FOR MAKING PAPER&PAPER BOARD	1,174	30,477
84419010	PART MAC H-8441.1000,8441.4000	270	310
84419090	OTH PART PULP/PAPRE MKING MACH	11,387	5,956
84423000	OTHER MACHINERY APPARATUS & EQUIPMENT	14,027	-
84424000	PARTS BOOK BINDING MACHINERY	9,268	-
84425000	PRINT TYPE BLOCK PLATE L/GRAPH	3,690	10,102
84431100	OFF SET PRINTING MACHINERY REEL-FED	-	48
84431300	OTH OFFSET PRINTING MACHINERY	14,654	24,062
84431400	LETTERPRESS PRI-MACH REEL FED	-	186
84431700	GRAVURE PRINTING MACHINERY	2,488	-
84431990	OTH MACH PRINT REPETITIVE WORD	1,047	23,893
84433230	LASER JET PRINTERS	30	1,903
84433250	LETTER QUALITY DAISY W.PRINTER	-	9
84433990	OTH PHOTOCOPYING APPARATUS	-	3,077
84439100	PART P-MACH PRINT BY PLATE/CYL	959	17,285
84439950	TONER,INK CART OF COMP PRINTER	706	-
84439990	OTH PARTS OF HEAD 84.42	3,625	6,090
84440000	MACHINES FOR EXTRUDING, CUTTING MAN MADE TEXTILE MATERIAL	-	629
84451100	CARDING MACHINES	89,680	21,047
84451300	DRAWING /ROVING MACHINES	23,625	-
84451910	OTH BLOW ROOM MACHINERY	1,247	2,068
84452000	TEXTILE SPINNING MACHINES	128,732	40,364
84454010	WEFT WINDING MACHINE	11	3,075
84454020	CONE/BOBBIN WINDING MACHINES	5,460	-
84454090	OTHER TEXTILE WINDING MACHINE	24,473	20,515
84459000	OTHER MACHINERY,TEXTILE FIBRE	4,230	44,921
84461000	WEAVING MACHINES FABRICS WIDTH NOT > 30 CM	30,876	-

## PCT CHAPTER WISE BREAKUP OF EXPORTS

Rs. In Thousands

HSCODE	COMMODITY	Jul-Jun	Jul-Jun
		2018-19	2019-20
	<b>MACHINERY/ COMPONENTS</b>		
84462100	POWER LOOM FOR WEAVING FABRICS OF WIDTH EXCEEDING 30CM, SHUTTLE TYPE	15,034	-
84462900	OTHER MACHINES(LOOMS)	149,648	6,870
84463000	WEAVING MACHINES FABRIC OF WIDTH >30CM SHUTTLELESS TYPE	598,827	148,401
84471100	CYLINDER DIAMETER NOT EXCEEDING 165 MM	70,734	2,644
84472000	FLAT KNITTING MACHINES,STITCH-BONDING MACHINES	22,102	772
84479010	MULTI HEAD EMBROIDERY MACHINES	17,829	5,544
84479090	OTH CIRCULAR KNITTING MACHING	20,170	3,459
84481100	DOBBIES JACQUARD,COPYING,PUNCHING OR ASSEMBLING MACHINES ETC	208	-
84481900	OTHER AUXILARY MACHINES HD 84.44-47	201	154
84482000	PARTS&ACCESORIES MACHINES OF HEADING 84.44 OR OF THEIR AUXILIARY MACHINERY	18,061	6,490
84483190	OTHER CARD CLOTHING	714	26
84483200	PART ACCESORY MACHINES TEXTILE FIBRE	18,095	15,867
84483310	SPINDLE FLYER RING TRAVLLERS	957	6,301
84483320	SPINDLES TEXTILE MACHINES	2,391	-
84483330	SPINNING RINGS	1,190	-
84483900	OTHER PARTS&ACCESSORIES 84.45	78,732	103,502
84484210	REEDS FOR LOOMS	337	4,367
84484290	OTHER HEALDS & HEALDS FRAME	6,085	-
84484910	SHUTTLES	13,146	16,387
84484990	OTH PART ACCESSORIES WEAV MACH	31,697	82,402
84485100	SINKERS NEEDLES & OTHER ARTICLES	394	532
84485900	OTHER PART ACCESSORY MACHINES HEAD 84.47	4,568	2,656
84501190	OTH WASHIN MACH FUL-AUT NOT>10	15,162	24,824
84501290	O-MACH BUILT-CENTRIFUGAL DRIER	31,552	28,303
84501911	WASH MACH SEMI AUTO CKD/SKD	127	-
84501919	OTH WASH MACH SEMI AUTO<10KG	2,016	8,542
84501999	O-MACH DRY LINE CAPA -NOT>10KG	-	15,141
84502090	MACHINE DRY LINE CAP EXCE10KG	-	1,926
84509000	PARTS FOR HOUSE HOLD OR LAUNDRY TYPE WASHING MACHINE	46,660	50,929
84511000	DRY-CLEANING MACHINES	1,536	-
84512900	OTHER DRYING MACHINES	2,669	3,309
84513000	IRONING MACHINES & PRESSES(INCLUDING FUSING PRESSES)	6,289	3,575
84514010	WASHING MACHINE (INDUSTRIAL)	24,620	21,990
84514030	DYEING MACHINE	1,932	-
84515000	MACHINES FOR REELING UNREELING FOLDING ETC	-	3,207
84518010	COATING OR LAMINATING MACHINES	1,241	-
84518020	FLOCKING MACHINES	1,144	332

## PCT CHAPTER WISE BREAKUP OF EXPORTS

Rs. In Thousands

HSCODE	COMMODITY	Jul-Jun	Jul-Jun
		2018-19	2019-20
	<b>MACHINARY/ COMPONENTS</b>		
84518030	DRESSING AND FINISHING MACHINE	-	16,648
84518090	OTHER MACHINES FOR WRINGLING/PASTING	26,770	9,538
84519000	PARTS FOR DRY CLEAN/DYEING MACHINES	17,681	76,298
84521010	SEWING MACHINES HOUSE-HOLD MACHINES CKD/SKD CONDITION	485	154
84521090	OTHER SEWING MACHINES HOUSEHOLD TYPE	820	206
84522100	AUTOMATIC UNITS SEWING MACHINE	2,513	356
84522900	OTHER SWING MACHINES INDUSTRIAL	18,314	32,742
84523000	SEWING MACHINE NEEDLES	7,201	-
84529030	PARTS OF MACH-HEAD 8452.1090	52	354
84529090	OTH PARTS OTH SEWING MACHINE	2,838	5,970
84531000	MACHINES FOR PREPARING,TANNING OR WORKING HIDE,SKIN OR LEATHER	9,049	2,409
84532000	MACHINERY FOR MAKING/REPAIRING FOOTWEAR	1,038	-
84538000	OTHER MACHINES FOR REPAIRING HIDES-SKINS/LEATHER	14,567	1,574
84539000	PARTS OF MACHINE,TANNING,FOOTWEAR	14	-
84542000	INGOT MOULDS & LADLES	346	18,118
84543000	CASTING MACHINES	1,718	725
84549000	PARTS OF CONVERTERS LADLES ETC	1,435	892
84552100	HOT OR COMBINATION HOT&COLD ROLLING MILLS	-	9,459
84552200	COLD, ROLLING MILLS	2,731	-
84553090	OTHER ROLLS FOR ROLLING MILLS	31,646	12,563
84559000	OTHER PARTS METAL ROLLING MILLS	1,817	33,150
84561190	OTH MACH OPERATED BY LASER	412	622
84562090	O-MACH OPERAE ULTRASONIC PROCE	-	777
84565000	WATER-JET CUTTING MACHINES	-	154
84569000	O-MAC TOOL REMOV MATE BY LASER	7,370	2,376
84571000	MACHINING CENTRE FOR WORKING METAL	-	2,273
84581100	HORIZONTAL LATHES NUMERICALLY CONTROLLED	1,389	244
84581900	OTHER, HORIZONTAL LATHES	831	12,988
84589100	OTHER LATHES NUMERICALLY CONTROLLED	539	-
84589900	OTHER LATHES REMOVING METALS	53,284	66,184
84591000	WAY TYPE UNIT HEAD MACHINES	3,881	325
84592100	OTHER DRILLING MACHINES NUMERICALLY CONTROLLED	388	-
84592910	DRILLING MACHINES CAPACITY UPTO 62MM IN CAST IRON& 50MM IN STEEL	-	377
84592990	OTHER DRILLING MACHINES	982	20,287
84593990	OTHER BOARING-MILLING MACHINES	2,411	1,647
84594900	OTHER BORING MACHINES	449	700
84595990	OTHER MILLING MACHINES KNEES TYPE	-	144



## PCT CHAPTER WISE BREAKUP OF EXPORTS

Rs. In Thousands

HSCODE	COMMODITY	Jul-Jun	Jul-Jun
		2018-19	2019-20
	<b>MACHINARY/ COMPONENTS</b>		
84596100	OTHER MILLING MACHINES NUMERICALLY CONTROLLED	137	188
84596990	OTHER MILLING MACHINES	7,519	5,286
84597090	OTHER THREADING/TAPPING MACHINES	-	3,850
84601900	FLAT SURFACE GRINDING MACHINES NOT NUMERICALLY CONTROLLED	2,013	17
84602900	GRINDING MACHINES ACCURACY AT LEAST 0.01MM	14,250	28,643
84603100	SHARPENING MACHINES NUMERICALLY CONTROLLED	-	60
84603900	OTHER SHARPENING MACHINES NUMERICALLY CONTROLLED	73	3,158
84604000	HONING OR LAPPING MACHINES	1,103	367
84609010	BENCH TYPE GRINDING MACHINE	250	204
84609090	MACHINE TOOLS FOR DEBURRING/POLISHING	7,353	4,912
84612010	SHAPING MACHINES STROKE UPTO 45 CM	757	-
84612090	OTHER SHAPING/SLOTTING MCHINES	528	777
84614000	GEAR CUTTING,GRINDING/GEAR FINISHING MACHINES	197	25
84615090	SAWING OR CUTTING OFF MACHINES	92	152
84619000	MACHINES TOOLS FOR METAL WORKING	1,592	991
84621010	FORGING NON-ALIE STAMPING MACHINE & HAMMERS	1,638	-
84621090	OTHER FORGING/DIE STAMPING MACHINES & HAMMERING	13,684	15,091
84622100	BEND,FOLD,ETC MACHINES NUMERICALLY CONTROLLED	548	-
84622900	NON NUMERICALLY CONTROLLED BENDING,FOLDING MACHINES	1,709	2,499
84623900	OTHER SHEARING MACHINES NOT NUMERICALLY CONTROLLED	907	-
84624100	PUNCHING/NOTCHING MACHINES NUMERICALLY CONTROLLED	-	1,808
84624900	OTHER PUNCHING/NOTCHING MACHINES INCLUDING SHEARING	55,512	2,124
84629110	HYDRAULIC PRESSES OF PRESSURE < 60.963 MT	-	773
84629190	OTHER, HYDRAULIC PRESSES	2,194	5,240
84629900	OTHER PRESSES FOR WORKING METAL	2,600	7,746
84633000	MACHINES FOR WORKING WIRE	87	769
84639000	OTHER MACHINE TOOL WORKING METALS	9,757	11,995
84642010	GRINDING MACHINES	-	707
84642090	POLISHING MACHINES	28	520
84649000	OTHER MACHINE TOOLS WORKING STONE/CERAMICS/CONCRETE	6,564	462
84652000	MACHINING CENTRES	71	-
84659190	OTHER, SAWING MACHINES	122	1,004
84659200	PLAN MILL MOULD MACHINE	41	522
84659300	GRINDING SANDING POLISHING MACHINES	21	-
84659400	BENDING OR ASSEMBLING MACHINES	501	-
84659900	OTHER MACHINE TOOLS FOR WOOD ,CORK, ETC	14,613	36,495
84661000	TOOL HOLDERS SELF OPENING DIE HEADS	243	-

## PCT CHAPTER WISE BREAKUP OF EXPORTS

Rs. In Thousands

HSCODE	COMMODITY	Jul-Jun	Jul-Jun
		2018-19	2019-20
	<b>MACHINARY/ COMPONENTS</b>		
84662000	WORK HOLDERS	1,642	741
84663000	DIVIDING HEAD OTHER SPECIAL ATTACHMENT FOR MACHINE TOOLS	-	173
84669100	PART/ACCESSORIES MACHINE TOOLS W/STON ETC	2,058	-
84669200	PART/ACCESSORIES MACHINE TOOL W/WOOD ETC	9,489	2,367
84669310	PART MAC H-8458,8459,8460,8461	-	1,533
84669390	OTH PART MACHINE H-8456 TO 8461	1,516	18,106
84669490	OTH PARTS MACH H- 8456 TO 8465	9,676	26,087
84671900	TOOL WORKING OTHER TYPE PNEUMATIC	-	15
84672100	DRILLS OF ALL KINDS	12	999
84672900	OTHER TOOL WITH ELECTRIC MOTOR	283	33
84678900	OTHER TOOL WORKING IN HAND	1,580	1,537
84679200	PARTS OF PNEUMATIC TOOLS	84	426
84679900	OTHER PART TOOL WORKING IN THE HAND	2,751	1,488
84681000	HAND HELD BLOW PIPES	14	-
84682000	OTHER GAS-OPERATED MACHINERY APPARATUS	33	183
84688000	OTHER MACHINERY AND APPARATUS	809	973
84689000	OTHER PART GAS OPERATED MACHINERY APPARATUS	205	1,719
84709000	OTHER POSTAGE, TICKET ISSUE MACHINES	2,121	5,490
84713010	LAPTOP COMPUTERS, NOTEBOOKS	308	10,403
84713020	PERSONAL COMPUTERS (PCS)	43,969	31,712
84713090	OTHER PORTABLE COMPUTER <10 KG	127	2,247
84714190	DATA PROCESSING MACHINES OTHER THAN MAIN FRAMES	-	220
84715000	DIGITAL PROCESSING UNIT OTHER THAN THOSE OF SUBHEADING 8471.41-42	3,652	5,771
84716010	KEY BOARDS	11	-
84716020	MOUSE & OTHER PRINTING DEVICES	1,776	1,378
84716090	OTHER, INPUT OUTPUT UNITS	18,765	112
84717020	HARD DISK DRIVE	37,196	17,556
84717030	TAPE DRIVE	10	-
84717040	OPTICAL DISK DRIVE, INCLUDING CD-ROM & DVD Drive	925	385
84717050	OPTICAL & TAPE AUTO LOADER & LIBRARIES / JUKE-BOX	79	22
84717090	OTHER STORAGE UNIT	194	112
84718090	OTHER UNITS AUTO DATA PROCESSING MACHINES	-	4,920
84719090	OTHER DATA PROCESSING EQUIPMENTS	35,809	65,731
84729090	OTHER OFFICE MACHINES	609	-
84732900	OTH PARTS/ACCESSORIES ELECTRONIC CALCULATING MACHINES	287	5,921
84733010	CASING COMPUTER WITH POWER SUPPLY	147	141
84733090	OTHER PARTS/ACCESSORIES MACHINES HEADING 84.71	99,758	47,956

## PCT CHAPTER WISE BREAKUP OF EXPORTS

Rs. In Thousands

HSCODE	COMMODITY	Jul-Jun	Jul-Jun
		2018-19	2019-20
	<b>MACHINARY/ COMPONENTS</b>		
84734000	PARTS/ACCESSORIES MACHINE HEAD 84.72	2,943	68
84741090	OTHER SORT/SCREEN/SEPERATING/WASHING MACHINES	3,924	56,802
84742010	CRUSH/GRIND MACHINES,CEMENT INDUSTRY	-	5,575
84742090	OTHER CRUSHING/GRINDING MACHINES	1,585	79,203
84743110	CONCRETE/MORTAR MIXER CEMENT INDUSTRY	-	94
84743130	CONCRET TRANSIT MIXER DRUM	443	-
84743190	OTHER MACHINES MIX/KNEAD MINERALS WITH BITUMEN	2,140	46,295
84743290	OTHER MACHINES FOR MIXING MINERAL WITH BITUMEN	65	291
84743900	OTHER MACHINES FOR MIXING MINERALS	501	-
84748010	HYDRAULIC PRESS FOR CERAMIC INDUSTRY>80 TON	-	49
84748090	MACHINES AGGLOMERAT/SHAPE,MINERALS	8,179	10,469
84749010	PARTS CRASH/ MIX/HYD PRES MACH	2,423	13,617
84749020	PART CEMENT/CONCRTE MIX MACH	23,191	26,144
84749090	OT PART SORTING/SCREENING MACH	14,130	21,988
84752100	MACH FOR MAKING OPTRICAL FIBRE	2,153	275
84752900	OTHER GLASS WORKING MACHINES	59	3,001
84759000	PARTS OF MACHINES H-NO.84.75	18,623	14,403
84762900	OTHER, AUTOMATIC BEVERAGE-VENDING MACHINES	223	-
84768900	OTHER MACHINE INCLUDING MONEY CHANGING MACHINES	124	-
84771000	INJECTION-MOULDING MACHINES	33,407	4,908
84772000	EXTRUDERS	40,185	51,039
84773090	OTHER,BLOW MOULDING MACHINES	12,074	6,349
84774090	OTHER VACCUM MOULDING,THERMOFORM MACHINE	5,053	-
84775900	OTHER MACHINES FOR MOLDING/FORMING	17,819	959
84778000	OTHER MACHINES FOR WORKING RUBBER/PLASTICS	59,474	52,678
84779000	PARTS OF MACHINE,WORKING RUBBER/PLASTICS	3,525	10,776
84781000	MACHINES FOR PREPARING TOBACCO	37,974	45,605
84789000	PARTS OF MACHINES OF HEADING-84.78	20,293	37,029
84792000	MACHINES FOR EXTRACTING/PREPARING FATS/OIL	-	43
84794000	ROPE OR CABLE MAKING MACHINES	68	-
84795000	INDUSTRIAL ROBOTS(NOT ELSEWHERE SPECIFIED OR INCLUDED)	-	38,837
84796000	EVAPORATIVE AIR COOLERS	12,231	34,033
84797900	OTH PASSENGER BOARDING BRIDGES	11	19
84798210	MATCH MAKING MACHINES	27,561	-
84798220	SOAP MAKING MACHINES	2,517	-
84798230	OIL REFINING MACHINES	-	4,167
84798290	OTHER CRUSHING MACHINE	15,342	14,491

## PCT CHAPTER WISE BREAKUP OF EXPORTS

Rs. In Thousands

HSCODE	COMMODITY	Jul-Jun	Jul-Jun
		2018-19	2019-20
	<b>MACHINARY/ COMPONENTS</b>		
84798920	MACHINES ATTACHING RIVETS/BUTTONS	2,425	3,480
84798950	CAPSULE POLISHERS	87	9
84798990	OTHER MACHINES FOR GARMENTS	88,241	70,203
84799010	PARTS OF MACHINE HEAD 8479.8910	1,234	7,528
84799090	OTHER PARTS INDIVIDUAL FUNCTION MACHINES	33,569	47,208
84804100	INJECTION OR COMPRESSION TYPES	106	3,081
84804900	OTHER, MOULDS FOR METAL/CARBIDES	94	914
84805000	MOULDS FOR GLASS	69	-
84806000	MOULDS FOR MINERAL MATERIALS.	3,161	8,443
84807100	INJECTION OR COMPRESSION TYPES	24,865	1,922
84807900	OTHER MOULDS FOR RUBBER/PLASTICS	126,813	6,188
84811000	PRESSURE-REDUCING VALVES	2,159	1,798
84812000	VALVES,OLEOHYDRAULIC/PNEUMATIC TRANSMISSIONS	767	5,601
84813000	CHECK VALVES	2,785	2,195
84814000	SAFETY OR RELIEF VALVES	21,051	11,687
84818030	OTH COCKS FOR M-CARS & VEHICLES	154	-
84818090	OTH APPLIAN FOR PIPES,BOILERS	11,193	3,770
84819000	PARTS OF APPLICANCE H-NO.84.81	14,583	4,604
84821000	BALL BEARINGS.	1,794	1,384
84822000	TAPERED ROLLER BEARING INCLUDING CONE&TAPERED ROLLER ASSEMBLIES	-	1,538
84823000	SPHERICAL ROLLER BEARINGS	-	3,787
84824000	NEEDLE ROLLER BEARINGS	-	4,817
84825000	OTHER CYLINDRICAL ROLLER BEARINGS	80	4,152
84828000	OTHER COMBINED BALL/ROLLER BEARINGS	5,772	22,620
84829100	BALLS, NEEDLES/ROLLERS PARTS	267	19
84829910	RINGS OF BEARINGS	54,720	40,979
84829990	OTHER BALL OR ROLLRE BEARINGS	830	567
84831011	DIFFEREN SHAFT/PART AG-TRACTOR	49,512	87,238
84831012	SHAFT,ROCKER ARM ETC VEH-8711	-	344
84831019	OTH TRANSMISSION SHAFTS	2,661	9,878
84831090	OTHER TRANSMISSION SHAFTS/CRANKS	10,150	11,288
84832000	BEARING HOUSING-BALL/ROLLER BEARINGS	1,132	43
84833010	BEAR HOUSING NOT INCORPORATING PLAIN SHAFT BEARINGS	101	135
84833020	FABRIC BEARING NOT BALL BEARIN	3,370	199
84833090	OTHER BEARING NOT INCORPORATING BALL PLAIN SHAFT-BEARINGS	2,186	10,624
84834019	OTH GEARS FOR VEHICLES H-87	49	74
84834090	OTHER GEAR & GEARING OTHER THAN TOOTHED WHEEL	54,006	66,300

## PCT CHAPTER WISE BREAKUP OF EXPORTS

Rs. In Thousands

HSCODE	COMMODITY	Jul-Jun 2018-19	Jul-Jun 2019-20
	<b>MACHINARY/ COMPONENTS</b>		
84835010	FLYWHEELS	1,971	154
84835090	OTHER FLYWHEELS	3,604	-
84836010	CLUTCHES	-	50
84836099	OTHER CLUTCHES	758	-
84839010	TOOTHED WHEELS ETC AGR-TRACTOR	29,754	2,467
84839030	OTH CHAIN SPROCKETS CARS&VEH	429	-
84839090	OTH COMPONENTS FOR VEHICLES	2,881	31,813
84841029	OTHER GASKETS & SIMILAR JOINTS	142	-
84841090	OTHER GASKETS&SIMILAR JOINTS METAL	1,046	9,507
84842090	OTHER MECHANICAL SEALS	9,180	-
84849000	OTHER GASKET&SIMILAR JOINT,DISSIMILAR IN COMPOSITION	1,996	1,048
84861000	MACH FOR MANUF BOULES / WAFERS	-	1,698
84862000	MACH FOR MANUF ELE INTEGRA CIR	69	-
84863000	MACH FOR MANUF FLAT PANEL DISP	-	311
84869000	PARTS&ACCE OF MACH MANU S-COND	48	-
84871000	SHIPS/BOATS,PROPELLERS&BLADES	10,832	7,277
84879090	O-PARTS&ACCE NOT CON ELE-CONNE	3,375	2,448
	<b>TOTAL MACHINARY/ COMPONENTS</b>	<b>11,998,527</b>	<b>12,626,393</b>
	<b>ELECTRICAL MACHINERY,EQUIP,PARTS</b>		
85011000	ELECTRIC MOTOR OUTPUT NOT >37.5.WATT	3,539	39
85012000	UNIVERSAL AC/DC MOTOR >37.5 W	80,310	15,345
85013190	OTH DC MOTOR/GEN 0-P=750 WATT	11,549	544
85013210	O-DC MOTOR/GEN 0-P-750W-75KW	-	2,645
85013290	OTH DC MOTOR/GENERA>75KW<3750W	-	576
85013300	OTHER DC MOTOR/GENERATOR OUTPUT>75KW BUT NOT>375KW	1,044	4,556
85013400	OTHER DC MOTOR/GENERATOR OUTPUT >375KW	-	3,393
85014010	OTHER AC MOTOR SINGLE PHASE OUTPUT NOT >60 WATTS	1,714	-
85014090	OTHER AC MOTORS	949	506
85015190	OTH AC MOTORS MULTI-PHASE<750W	1,234	1,058
85015210	SUBMERS MOTOR OUTPUT>750W<75KW	195,924	263,831
85015230	GEARED MOTORS >750W BUT <75KW	-	811
85015290	OTH AC MOTOR M-PH >750W <75KW	3,569	5,623
85015310	AC MOTORS OUTPUT>75KW BUT NOT EXCEEDING >375 KW (500 HP)	-	2,616
85015320	SUBMERSIBLE MOTOR STAINLESS STEEL	-	675
85015390	OTHER AC MOTORS SINGLE PHASE	28	-
85016200	AC GENERATORS OUTPUT >75KVA BUT NOT EXCEEDING 375KVA	-	1,969

## PCT CHAPTER WISE BREAKUP OF EXPORTS

Rs. In Thousands

HSCODE	COMMODITY	Jul-Jun	Jul-Jun
		2018-19	2019-20
	<b>ELECTRICAL MACHINERY,EQUIP,PARTS</b>		
85016490	OTH AC GENERATOR/ELEC MOTOR	444	85
85021120	ELE-GENERATER DIESEL 5-20 KVA	25,713	180
85021130	ELE-GENERATER DIESEL 20-50 KVA	-	1,165
85021190	OTHER GENERATING SETS INTERNAL COMBUSTION PISTON ENGINES	-	10,876
85021200	GENERATING SET WITH INTERNAL COMBUSTION ENGINE >75 BUT NOT >375KVA	2,405	26,744
85021310	GENERATING SET INTERNAL COMBUSTION ENGINES >375 BUT NOT >1100 KVA	-	10,208
85021390	OTHER GENERATING SET INTERNAL COMBUSTION PISTON ENGINES	59,189	63,594
85022020	GENER SET(SP-ING ENG)OP>375KVA	-	11,797
85022090	OTH GENER SETS (SP-IG)	-	36,070
85023100	GENERATING SETS,WIND POWERED	-	53,129
85023900	OTHER GENERATING SETS	1,934	24,011
85024000	ELECTRIC ROTARY CONVERTERS.	809	-
85030010	PARTS OF MACHINE HEAD 85.01	16	683
85030090	OTH PARTS MOTORS GENERATORS	6,770	20,423
85041000	BALLAST FOR DISCHARGE LAMPS/TUBES	1,166	-
85042100	LIQUID DI-ELECTRIC TRANSFORMER HAVING POWER HANDLING CAPACITY NOT>650KVA	4,075	-
85042200	LIQUID DI-ELECTRIC TRANSFORMER POWER HANDLING CAPACITY>650 BUT NOT >10,000	-	2,722
85043100	OTHER TRANSFORMER WITH POWER HANDLING CAPACITY NOT>1 KVA	69	2,370
85043200	OTHER TRANSFORMER >1KVA BUT <16KVA	24,574	180
85043300	OTHER TRANSFORMER >16 KVA BUT <500 KVA	135,127	190,637
85043400	OTHER TRANSFORMER WITH POWER HANDLING CAPACITY >500 KVA	47,157	14,726
85044010	STATIC CONVERTERS UNINTERRUPTED SUPPLY OF POWER(UPS) RATING UPTO 1.5 KVA	4,559	372
85044020	BATTERY CHARGERS	271	1,486
85044030	CHARG STATION FOR ELEC. VEH	-	33
85044090	OTHER UNINTERRUPTED POWER SUPPLY	13,237	24,425
85049010	ON LOAD TAPE CHANGER TRANSFORMERS	76	584
85049030	PARTS STATIC CONVERTERS(UPS)	163	4,644
85049090	OTHER PARTS FOR POWER TRANSFORMERS	8,529	4,288
85051100	PERMANENT MAGNETS AND ARTICLES	1,980	1,094
85059000	OTHER ELECTRO-MAGNETIC INCLUDING PART HD 85.05	970	-
85061000	MANGANESE DIOXIDE PRIMARY CELLS & BATTERIES	-	675
85068000	OTHER PRIMARY CELL&BATTERIES	316	88
85069090	OTHER PARTS PRIMARY CELL&BATTERIES	60	28,401
85071010	MEANT M-CARS H-87.03&VEH-4,11	3,020,700	3,800,801
85071020	MEANT FOR VEH H-87.01,2,4	-	22,468
85071090	OTH LEAD-ACID -STARTING ENGINE	28,317	37,124
85076000	BATTRIES LITHIUM-ION	-	3,589

## PCT CHAPTER WISE BREAKUP OF EXPORTS

Rs. In Thousands

HSCODE	COMMODITY	Jul-Jun	Jul-Jun
		2018-19	2019-20
	<b>ELECTRICAL MACHINERY,EQUIP,PARTS</b>		
85078000	OTHER ACCUMULATORS	-	354
85079000	PARTS ELECTRIC ACCUMULATORS INCLUDING SEPERATORS,WHETHER OR NOT RECTANGULAR	63,846	29,686
85081190	VACUUM CLEANER POWER NOT>1500W	7	268
85094010	FOOD GRINDERS ELECTRO MECHANICAL DOMESTIC APPLIANCES	21	225
85094030	FRUIT/VEGETABLE JUICE EXTRACTORS ELECTRO-MECHANICAL DOMESTIC APPLIANCES	25	1,240
85098000	OTHER ELECTRO-MECHANICAL DOMESTIC APPLIANCES	6,449	6,888
85099000	PARTS ELECTRO-MECHANICAL DOMESTIC APPLIANCES	2,693	361
85101000	SHAVERS	-	254
85102000	HAIR CLIPPERS	164	304
85103000	HAIR-REMOVING APPLIANCES	666	-
85111000	SPARKING PLUGS	515	-
85113090	OTH DISTRIBUTORS/IGNITI-COILS	-	436
85114019	OTH STARTER-MOTOR S	-	359
85114090	DUAL PURPOSE STARTER GENERATORS	139	-
85115020	ALTERNATOR ASSEMBL OF CARS/VEH	-	1,365
85115090	OTH ALTNATOR ASSEMBLY FOR OTH	1,521	-
85118020	HEATER/GLOW PLUGS-M-CARS&VEH	9	-
85118040	CDI UNIT FOR CARS & VEHICLES	590	1,627
85119010	ALUM CASTED DISTRI CASE M-CARS	1,000	1,323
85121000	LIGHTING OR VISUAL SIGNALLING EQUIPMENT FOR BICYCLE USE	-	56
85122010	HEAD LIGHT FOR MOTOR VEHICLES	70	656
85122020	HEAD LIGHT FOR VEH-H-8701.9020	23	-
85122090	OTHER LIGHTING SIGNALLING EQUIPMENT	198	496
85123010	SOUND SIGN EQU VEH H-8703,4,11	18,440	19,502
85123090	OTH SOUND SIGNILING EQUIPMENT	368	3,317
85129010	PARTS OF PRODUCT H-85124011,12	-	14
85131090	OTHER PORTABLE ELECTRIC LAMPS	11,206	5,890
85141000	RESISTANCE HEAT FURNANCE\OVEN	71	371
85142000	FUR\OVE BY INDUCTION\DIELE LOS	10,774	10,619
85143000	OTH FURNANCES AND OVENS	4,879	12,003
85149000	PARTS OF INDUS/LAB FURN & OVEN	23,422	3,780
85151100	SOLDERING IRON AND GUNS	113	15
85151900	OTHER BRAZING/SOLDERING IRONS&GUNS	1,765	16
85152900	OTHER MACHINES RESISTANCE WELDING OF METAL	94	444
85153900	OTHER MACHINES/APPARATUS ARC WELDING METAL	246	1,624
85158000	OTHER MACHINES/APPARATUS HOT SPRAYING METAL	1,169	41
85159000	PARTS(OF HEADING NO.85.15)	1,391	741

## PCT CHAPTER WISE BREAKUP OF EXPORTS

Rs. In Thousands

HSCODE	COMMODITY	Jul-Jun	Jul-Jun
		2018-19	2019-20
	<b>ELECTRICAL MACHINERY,EQUIP,PARTS</b>		
85162100	STORAGE HEATING RADIATORS	-	28
85162900	OTHER ELECTRIC SPACE/SOIL HEATNG APPARATUS	428	9,662
85163200	OTHER HAIR DRESSING APPARATUS	1,016	473
85164000	ELECTRIC SMOOTHING IRONS	12	139
85165090	MICROWAVE OVENS	939	1,259
85166010	ELECTRIC OVEN	-	63
85166020	ELECTRIC RANGES	-	19
85166090	OTHER APPLIANCES USED DOMESTIC PURPOSE	406	-
85167100	ELECTRIC COFFEE OR TEA MAKERS	18	76
85167910	INSECT KILLER	29	-
85167990	OTH ELECTRO THERMIC APPLIANCES	6,701	-
85168010	ELECTRIC HEATING ELEMENT FOR REFRIGERATORS	15	-
85168090	OTHER ELECTRIC HEATING RESISTOR	2,141	4,546
85169000	PARTS ELECTRO-THERMIC APPLIANCES H-85.16	3,733	2,050
85171100	LINE TELEPHONE CORDLESS HANDSETS	64	-
85171219	OTH CELLULAR MOBILE PHONE	372,419	-
85171220	FIXED WIRELESS TERMINAL & CDMA	-	1,353
85171290	OTH T-PH FOR CELL/WIRELESS NET	799	616
85171890	OTH VIDEO PHONE CEL/W-LESS NET	-	44
85176220	MODEMS	1,108	-
85176290	OTH RECEP/TRANS/ROUT/ MACH	-	19,078
85176990	OTHER APPARATUS FOR RECP/TRANS	465,922	1,239,795
85177000	PARTS OF NETWORKING EQUIP	127,735	137,011
85183000	HEADPHONES/EARPHONES/MICRO PHONE SPEAK SET	42,868	-
85198190	O-DUBBING SYSTEM PRODU HOUSES	-	9,351
85229000	OTHER EQUIPMENT/ACCESSORIES HEADING 85.19-85.21	-	265
85232930	AUDIO CASSETTES	25	-
85232990	OTH MAGNETI MEDIA	-	331
85234110	COMPACT DISC (CD)UN-RECORDED	2,524	-
85234190	OTHER OPTICAL MEDIA UNRECORDED	3	-
85234910	OPTICAL MEDIA CONTAIN SOFTWARE	-	389
85234990	OTH OPTCAL MEDIA CON SOFTWARE	9,759	13,996
85235190	OTH SEMICONDUCTOR MEDIA	-	129
85235290	OTHER SMART CARDS	69	-
85235910	PROXIMITY CARDS AND TAGS	1,557	2,461
85235990	OTHER SEMICONDUCT MEDIA	10,960	522
85238050	DIGITAL QURAN	-	142



## PCT CHAPTER WISE BREAKUP OF EXPORTS

Rs. In Thousands

HSCODE	COMMODITY	Jul-Jun	Jul-Jun
		2018-19	2019-20
	<b>ELECTRICAL MACHINERY,EQUIP,PARTS</b>		
85238090	OTH MEDIA FOR RECORDING SOUND	13,844	10,924
85256030	MODEMS FOR TRANSMISSION APPARA	397,154	-
85256090	OTH TRANSMISSION RECEPTION APP	133,272	-
85258010	CLOSE CIRCUIT TV CAMERAS	908	336
85258020	MULMEDIA STILL/VIDEO CAMERA	-	167
85258040	DIGITAL CAMERAS	1,437	-
85258050	VIDEO CAMERA RECORDERS	220	-
85258090	OTH TV/VIDEO/DIGITAL CAMERA	74	929
85269200	RADIO REMOTE CONTROL APPARATUS	-	2,584
85285200	OTH MONITOR DATA PROCESSING SY	-	11
85287211	LIQUID CRYSTAL DISPLAY(LCD) TV	774	-
85287219	OTH COLOR TV SETS	3	-
85291010	PARTS ACCESSORIES FOR CABLE,TV/SATELLITE RECEIVER	13,474	-
85291090	OTH AERIALS/AERIAL REFLECTORS	-	31
85299090	OTH CABLE TV/SATELLITE EQUIPMENT/APPARATUS HEADING 85.25-85.28	291	11,997
85308000	OTHER SIGNAL EQUIPMENT EL ECTRICAL TRAFFIC CONTROL	156	-
85311000	BURGLAR/FIRE ALARMS/SIMILAR APPARATUS	1,628	-
85312000	INDICATOR PANELS INCORPORATING LCD(LIQUID CRYSTAL DEVICE)/LED(LIGHT EMITTING DIO	321	8,433
85318000	OTHER APPARATUS	9,414	14,732
85319020	PARTS OF APPARATUS SUBHEAD 8531.2000	-	98
85319090	OTHER PARTS ELECTRIC-SOUND/VISUAL SIGNALLING APPARATUS	16	168
85321000	FIX ED CAPACITORS FOR 50/60 HZ CAPACITY NOT <0.5KVAR(POWER CAPACITORS)	5,489	275
85322500	DIELECTRIC OF PAPER OR PLASTIC FIXED CAPACITORS	125,452	156,056
85322900	OTHER FIXED CAPACITORS	665	117
85323090	OTH VARIA/ADJUST(PRE-SET) CAPA	-	98
85332900	OTHER FIXED RESISTORS	-	33
85334000	OTHER VARIABLE RESISTORS INCLUDING RHEOSTATS AND POTENTIOMETERS	196	-
85340000	PRINTED CIRCUITS	361	982
85352900	OTHER AUTOMATIC CIRCUIT BREAKER	143	6,905
85359000	ELECTRIC APPARATUS FOR SWITCHING/PROTECTING ELECTRIC CIRCUITS>1000 VOLTS	576	11,470
85361090	OTH FUSES FOR VOLTAGE <1000 VO	1,558	12
85362010	AUTO CIRCUIT BREAKER>10AMP	2,801	-
85362020	AIR CIRCUIT BREAKER MULTIPHASE	375	-
85362090	OTHER AUTO CIRCUIT BREAKERS	892	1,285
85363000	OTHER APPARATUS PROTECTING ELECTRIC CIRCUITS	1,773	114
85364910	OTHER, RELAYS FOR VEH/CAR	-	241
85364990	OTHER, RELAYS	76,802	142

## PCT CHAPTER WISE BREAKUP OF EXPORTS

Rs. In Thousands

HSCODE	COMMODITY	Jul-Jun	Jul-Jun
		2018-19	2019-20
	<b>ELECTRICAL MACHINERY,EQUIP,PARTS</b>		
85365010	PRESSURE SWITCHES	-	39
85365021	IGN SW W/O STEA LOC CAR H-8703	404	-
85365029	OTHER SWITCHES	71	119
85365099	OTH SOCK,LAMP HOLD NOT>1000VOL	478	314
85366100	LAMP HOLDERS	1,881	1,106
85366990	OTH ELEC SWITCH,RELAYS,FUSES	2,121	7,040
85367000	CONNECTORS FOR OPTICALFIBRES	56	1,462
85369030	MAGNETIC CONTRACTOR/THERMAL PROTECTORS FOR MOTORS	787	-
85369090	OTHER ELECTRICAL APPARATUS SWITCH/PROTECTING ELECTRICAL CIRCUITS	6,097	5,439
85371010	FUSE BOX VEH H-8711NOT >1000 V	28	24
85371090	OTH BOARDS, PANELS, CONSOLES	2,435	-
85372000	BODIES,CONSOLE ETC VOLTAGE >1000V	121,541	22,567
85381000	BOARD,PANELS GOODS HEAD 85.37	32,090	7,621
85389010	VACCUM INTERRUPTERS CIRCUIT BREAKER	-	215
85389090	OTHER PARTS HEAD 8535,8536,8537	9,316	5,894
85391000	SEALED BEAM LAMP UNITS	122	-
85392110	AUTO BULBS	32	-
85392190	OTHER TUNGSTEN HALOGEN LAMPS	624	704
85392200	OTHER LAMPS 200W FOR VOLTAGE>100V	420	-
85392920	BULBS FOR FLASH LIGHT	15	-
85392990	OTHER FILAMENT LAMP EXCLUDING ULTRA VIOLET /INFRARED/ARC LAMPS	1,012	1,086
85393110	FLORESCENT CATHOD ENERGY SAV L	147	-
85393190	OTH.DISCHARGE FLORESCENTLAMPS	519	-
85393290	OTH.MERC,SODI,METAL HALID LAMP	-	307
85393900	OTH MERCURY/SOD VAPOR LAMP	-	7
85395010	LED LAMP BULB	-	1,090
85395020	LED LAMP TUBE	-	1,455
85399090	OTHER PART ELECTRIC FILAMENT OR DISCHARGE LAMPS	1,832	2,822
85404000	DATA/GRAPHIC DISPLAY TUBE,COLO	-	93
85412900	OTHER TRANSISTOR DISSIPATION RATE OF <1W	385	83
85413000	THYRISTORS DIACS AND TRIACS	-	242
85414000	PHOTOSENSITIV SEMICONDUCTOR DEVICES	4,687	13,355
85415000	OTH SEMICONDUCTOR DEVICES	-	6,101
85419000	PARTS OF APPARATUS OF H-85.41	293	28
85423100	PROCESSORS & CONTROLLERS	4,859	8,898
85429000	PARTS OF THE HEADING NO,85,42	705	101
85433000	MACHINES&APPARATUS FOR ELECTROPLATING, ELECTROLYSIS OR ELECTROPHORESIS	-	6,692

## PCT CHAPTER WISE BREAKUP OF EXPORTS

Rs. In Thousands

HSCODE	COMMODITY	Jul-Jun	Jul-Jun
		2018-19	2019-20
	<b>ELECTRICAL MACHINERY,EQUIP,PARTS</b>		
85437090	O-MCH/APPA-INDIVIDUAL FUNCTION	124	54,752
85439090	OTH PART ELEC MACH&APPLIANCES	385	2,182
85441110	ENAMELLED WIRE WITH NYLON COVER	4,980	190
85441190	OTHER ENAMELED COPPER WIRE	3,889	514
85441900	OTHER WINDING WIRE OF COPPER	9,771	3,937
85442000	CO-AXIAL CABLE & CONDUCTORS	134	40
85443011	WIRING/CABLE CAR/VEH-8703,4,11	294	-
85443019	OTH IGN WRIN SET VEH/SH/A-CRFT	2,065	1,797
85443090	OTH WRING SET VEH/SHIP/A-CRAFT	379	192
85444210	COMPUTER LEADS WITH CONNECTOR	-	4
85444221	WIRI,CABLE SETS VEH-8703,04,11	398	1,212
85444229	OTH WIRING SETS VEH-UPTO1000V	-	591
85444290	OTH CABLE SETS VEH-UPTO 1000V	9,221	1,915
85444990	OTH ELECTRIC CONDUCTORS VOLTAGE >80V BUT NOT>1000V	177,814	267,601
85446090	OTH EL CON FOR VOLTAGE	73	-
85447000	OPTICAL FIBRE CABLES	347,033	97,396
85452000	CARBON BRUSHES	550	10,250
85459020	CARBON RODS DRY BATTERY CELLS	56	-
85459090	OTHER LAMP CARBON&CARBON ARTICLE	192	-
85462000	EELECTRICAL INSULATOR CERAMICS	27,256	49,810
85469000	OTHER ELECTRICAL INSULATORS OTHER THAN GLASS,CERAMICS	7,499	-
85472000	INSULATING FITTINGS OF PLASTIC	6,165	-
85479000	OTHER INSULATING FITTINGS OF PLASTICS/CERAMICS	704	551
85481090	OTH SCRAP OF CELL,BATTERY	-	1,119
85489000	OTHER,PARTS ELECTRIC MACHINE/APPARATUS NES	-	1,224
	<b>TOTAL ELECTRICAL MACHINERY,EQUIP,PARTS</b>	<b>6,473,618</b>	<b>7,070,253</b>
	<b>RAILWAY, LOCOMOTIVE, ROLLING STOCK</b>		
86061000	TANK WAGONS AND THE LIKE	4,629	-
86072900	OTHER BRAKES LOCOMOTIVE&PARTS THEREOF	324	-
86079100	OTHER PARTS OF LOCOMOTIVES	673	674
86079900	OTHER RAILWAY LOCOMOTIVE STOCK PART	6,778	1,908
86090000	CONTAINERS DESIGNED &EQUIPPED FOR CARRIAGE BY 1 OR MORE MODES OF TRANSPORT	4,840	-
	<b>TOTAL RAILWAY, LOCOMOTIVE, ROLLING STOCK</b>	<b>17,244</b>	<b>2,582</b>
	<b>VEHICLES OTHER THAN RAILWAY, ROLLING STOCK</b>		
87011010	PEDESTRAIN TRACTORS CKD / SKD CONDITION	41,967	23,781
87011090	OTHER PEDESTRIAN CONTROLLED TRACTORS	23,564	-

## PCT CHAPTER WISE BREAKUP OF EXPORTS

Rs. In Thousands

HSCODE	COMMODITY	Jul-Jun	Jul-Jun
		2018-19	2019-20
	<b>VEHICLES OTHER THAN RAILWAY, ROLLING STOCK</b>		
87012010	ROAD TRACTOR CKD/SKD CONDITION	3,557	-
87012020	ROAD TRACT-S-TRALIER CBU<280hp	392,425	923,425
87012030	R-TRACTOR ANY KIT FORM-280HP/>	9,186	96,850
87012040	PEDEST CONT TRACTOR CBU>280HP	-	76,553
87012090	OTHER ROAD TRACTOR SEMI-TRAILER	36,886	204,248
87013010	TRACK-LAYING TRACTORS CKD/SKD	-	2,476
87013090	OTHER TRACK-LAYING TRACTORS	21,915	215,441
87019210	COMP AG-TRACTORS-ANY KIT FORM	-	12,492
87019220	AGRI TRACT,ENG CAP>26KW <37 KW	479,267	943,898
87019290	OTH TRACT,ENG CAP>26 KW <37 KW	185,394	454,211
87019310	COMPONENT AGRI TRACTOR IN KIT	40,712	42,268
87019320	AGRICULTURE TACTOR-37 TO 75KW	689,975	1,227,127
87019390	OTHER TRACTORS 37 TO 75 KW	112,964	229,986
87019400	AGR TRACT,ENG CAP>75 KW<130 KW	58,124	-
87021090	OTHER MOTOR VEHICLE DIESEL ENGINE 10-PERSON	26,470	22,546
87031000	MOTOR VEHICLE FOR TRAVEL ON SNOW/ICE/SLD	-	1,712
87032114	C-ASSEM/MANUF AU-RICKSHAW, AKF	5,451	23,864
87032115	AUTO RICKSHAW (CBU)	7,983	10,501
87032119	OTH VEH CY-CAPACITY NOT>800CC	57,767	1,988
87032191	COMPEN VEH,IN AKF,800 -1000CC	243	-
87032199	OTH VEHICLES, 800CC TO 1000CC	10,314	-
87032290	OTH VEH CYL-CPA 1000-1500CC	14,991	2,229
87032319	OTH VEHICLE CYC 1500-3000CC	-	4,327
87032410	COMPEN VEH,IN AKF CYC>-3000CC	994	-
87032490	OTH VEHICLE CYC EXCE- 3000CC	2,456	347
87035059	OTH.V.DIES&ELEC>1800=2500CC	-	1,394
87039000	OTHER MOTOR CAR/MOTOR VEHICLE FOR PERSONS	1,187	-
87042190	OTHER VEHICLE DIESEL G.V.W < 5 TON	4,119	20,972
87042299	OTH ,VEH GOODS,5-20-TON,DIESEL	12,106	-
87042320	GVW EXCEED. 20TON CBU 2 AXLE	-	999
87043140	COPM.A/M.3-WH CARGO LOADER.AKF	275	206
87043150	3-WHEELER CARGO LOADER(CBU)	275	-
87043190	OTHER VEHICLE NOT EXCEEDING 5 TONNES	8,352	-
87049090	OTHER VEHICLE FOR TRANSPORT OF GOODS	523	-
87059000	OTHER SPECIAL PURPOSE MOTOR VEHICLE	2,239	14,720
87071000	BODIES/CABS,VEHICLE OF HEADING 87.03/MOTOR-CARS	3,404	2,909
87079090	BODIES OTH M-VEH H-8701TO 8705	-	831

## PCT CHAPTER WISE BREAKUP OF EXPORTS

Rs. In Thousands

HSCODE	COMMODITY	Jul-Jun	Jul-Jun
		2018-19	2019-20
	<b>VEHICLES OTHER THAN RAILWAY, ROLLING STOCK</b>		
87081010	BUMPERS(SHEET METAL)FOR VEHICLES OF SUB-HEADING 8701.2020, .2090, .9040 & .9060	233	-
87081020	FR/RE BUMPERS ETC M-CAR H-8703	7,018	13,951
87081090	OTH BUMPERS AND PARTS THEREOF	44,581	13,602
87082110	SAFETY SEAT BELTS M-CAR,H-8703	19	952
87082190	OTHER SAFETY SEAT BELTS	985	-
87082911	PARTS/ACCE OF BODIES VH-H-8701	105,795	167,148
87082919	OTH PARTS /ACC OF BODIES M-VEH	5,608	2,626
87082920	BODY PARTS, VH-H-87021090,9090	1,063	-
87082931	AIR OUTLET ASSEMB M-CAR H-8703	4,634	5,040
87082932	BODY PARTS OF VEH H-8703.2113	95	622
87082939	BODY PARTS OF VEH H-8703.2190	1,981	-
87082942	BODY PARTS OF VEH H-8704.2219	1,471	1,529
87082990	PARTS/ACC M-VEH H-8701 TO 8705	1,523	232
87083010	BRAKES VEH H-87032115-87043190	24	476
87083031	BRAKE PART VH-H-87042190&.3190	46	-
87083032	BRAKE- P V-8704.2219,2299,2390	1,525	728
87083090	OTHER BRAKE PATS OF OTHER VEH	17,038	20,860
87084010	GEAR BOXES FOR AGRI-TRACTOR	45,320	206,591
87084090	OTHER GEAR BOXES FOR VEHICLE	814,139	748,327
87085010	BUILT UP DRIVE AXE VH-8701,2,4	1,728	7,979
87085090	DRIVE AXLES WITH DIFFERENTIAL	1,344	18,204
87087010	ROAD WHEELS,RIMS-CARS H-8703,4	5,376	-
87087020	ROAD WHE,RIM,VEH-8701,2,4(6X2)	173	-
87087090	OTH ROAD WHEELS,PARTS & ACCE	12,778	-
87088010	SUSPE S-ABSORBERS CARS 87.03,4	119	-
87088090	OTH SUSPENSION SHOCK-ABSORBERS	3,954	5,268
87089110	RADIATORS WITH ALUMINUM CORE	99,463	88,641
87089120	RADI O/TH ALU CORE CAR-8703,4	-	2,172
87089130	RADI O/T ALU CORE VH-8701,4*4	669	-
87089190	OTH PARTS AND ACCESSORIES	83,453	65,298
87089210	SILENCERS,EXH-PIPE CAR 87.03,4	2,655	-
87089220	SILENCER,EXH-PIPE VEH-8701,2,4	5,741	61
87089290	OTH SILENCER AND EXH-PIPE	9,960	32,671
87089310	UPP/LOWER PLA CLUCH CAR 8703,4	-	61
87089320	LOWER PLATE CLUCH VH-87032193	-	302
87089390	OTH CLUTCHES AND PARTS VEH	4,772	9,668
87089410	STEERING WHEELS M-CARS 8703,4	10,959	12,471

## PCT CHAPTER WISE BREAKUP OF EXPORTS

Rs. In Thousands

HSCODE	COMMODITY	Jul-Jun	Jul-Jun
		2018-19	2019-20
	<b>VEHICLES OTHER THAN RAILWAY, ROLLING STOCK</b>		
87089420	STEERING GEARS CAR-8703-800CC	-	377
87089490	OTH STEERING WHEELS/BOXES	743	-
87089500	SAFETY AIRBAGS INFLATER SYSTEM	-	196
87089910	O-PART VEH H-87012020,90,40,60	1,845	2,530
87089930	COMPONENTS MOTOR CAR H-8703	22,888	25,785
87089940	COMPONENTS VH-87042190,3190	16,583	21,827
87089990	PARTS & ACCESSORIES OF MOTOR VEHICLES	933,534	822,372
87091900	OTHER WORK TRUCK SELF PROPELLED NOT-FITTED WITH LIFTING/HANDLING EQUIPMENT	51	-
87099000	PARTS,H-NO.87.09 OF WORK TRUCK	1,073	8,942
87111090	OTHER MOTOR CYCLE NOT EXCEEDING 50CC	2,087	1,976
87112010	MOTOR CYCLE 50-250 CC CKD/SKD CONDITION	1,420	-
87112090	OTHER MOTOR CYCLE CAPACITY 50-250CC	119,291	94,571
87113010	AUTO RICKSHAW WITH BODIES	5,764	2,053
87113020	MOTOR CYCLE IN CKD/SKD CONDITION	1,512	-
87113090	OTH MOTOR CYCLES,OF A CYLINDER	2,081	3,858
87120000	BICYCLES,OTHER DELIVERY TRICYCLES, NOT MOTORISED	7,679	213
87141010	SADDLES OF MOTORCYCLES,MOPEDS	7,709	13,973
87141020	COMPONNENT FOR VEHICLE-H-8711	2,711	8,210
87141040	COMPONENTS FOR VEH HEAD 87.11	33	-
87141090	OTH PART ACC VEH H-87.11-87-13	32,513	33,577
87149100	FRAMES,FORKS & PARTS THEREOF	-	125
87149200	WHEEL RIMS AND SPOKES	4	-
87149390	OTH FREE WHEEL SPROCK BICYCLE	-	830
87149600	PEDALS,CRANK-GEAR,& PARTS THEREOF	-	150
87149900	OTHER,PARTS AND ACCESSORIES	17,153	17,655
87150000	BABY CARRIAGES & PARTS THEREOF	71	2
87161090	OTH TRAILER/S-TRAILER CRV TYPE	5,794	2,115
87162090	OTH SELF-LOADING/UN-AG-TRAILER	-	8,505
87163190	TRAILERS FOR TRANSPORT GOODS	619	-
87164010	COMPO OTH TRAIL/SE-TRAILER-AKF	4,360	12,190
87164090	OTH TRAILERS & SEMI -TRAILERS	1,435	3,301
87168010	COMPO FOR OTH VEH IN ANY KIT-F	-	15
87168090	OTHER VEH NOT MANHNICALLT PROP	-	291
87169000	PARTS,TRAILER SEMI-TRAILER, H87.16	8,847	37,342
	<b>TOTAL VEHICLES OTHER THAN RAILWAY, ROLLING STOCK</b>	<b>4,749,127</b>	<b>7,110,762</b>
	<b>AIRCRAFT, SPACECRAFT AND PARTS THEREOF</b>		

## PCT CHAPTER WISE BREAKUP OF EXPORTS

Rs. In Thousands

HSCODE	COMMODITY	Jul-Jun	Jul-Jun
		2018-19	2019-20
	<b>AIRCRAFT, SPACECRAFT AND PARTS THEREOF</b>		
88022000	AEROPLANE,AIRCRAFT,UNLADEN WEIGHT NOT >2000KG	-	3,124
88024000	AEROPLANE UNLADEN WEIGHT>15000KG	-	88,169
88039000	OTHER PARTS OF H-88.01 OR 88.02	30,072	264,328
88040000	PARACHUTES AND ROTOCHUTES,PARTS & ACCESSORIES THEREOF	-	14
	<b>TOTAL AIRCRAFT, SPACECRAFT AND PARTS THEREOF</b>	<b>30,072</b>	<b>355,635</b>
	<b>SHIP, BOATS &amp; FLOATING STRUCTURES</b>		
89011000	CRUISE SHIPS,BOATS FOR PERSONS	9,212	5,907
89019000	OTHER VESSELS FOR PERSONS/GOODS	25,234	-
89020000	FISHING VESSELS,FACTORY SHIP	1,332	-
89039900	OTH INFLATABLE YACHTS	-	238
89051000	DREDGERS	97,440	-
89079000	OTHER; FLOATING STRUCTURES	97	-
89080000	VESSEL,FLOATING-STRUCTOR FOR BREAKING UP	15,485	6,883
	<b>TOTAL SHIP, BOATS &amp; FLOATING STRUCTURES</b>	<b>148,800</b>	<b>13,028</b>
	<b>OPTICAL,PHOTOGRAPHIC,CINEMATOGRAPHIC,MEASURING,MEDICAL OR SURGICAL INSTRUMENTS AND APPARATUS,PARTS AND ACCESSORIES</b>		
90014000	SPECTACLE LENSES OF GLASS.	263	-
90019000	OTHER LENSES, PRISMS, MIRRORS	-	334
90021100	OBJETIVE LENSES FOR CAMERA/PROJECTORS OR PHOTOGRAPHIC ENLARGERS OR REDUCERS	3,618	4,401
90021900	OTHER OBJECTIVE LENSES.	-	156
90022000	FILTERS	2,152	-
90031100	FRAMES,MOUNTINGS OF PLASTICS	902	-
90031900	FRAMES,MOUNTING OF OTHER MATERIAL	-	588
90039000	PART FOR FRAMES&MOUNTINGS FOR SPECTACLES	7	-
90041000	SUNGLASSES	281	1,078
90049000	OTHER SPECTACLES,GOGGLE&THE LIKE,CORRECTIVE, PROTECTIVE OR OTHER	155	4
90051000	BINOCULARS	281,582	34,740
90058000	OTHER INSTRUMENTS	49	-
90059000	PARTS & ACCESSORIES (INCLUDING MOUNTINGS)	97	-
90065900	OTHER CAMERA PHOTOGRAPHIC NS	364	186
90069100	PARTS,ACCESSORIES PHOTOGRAPHIC CAMERA	127	-
90071000	CINEMATOGRAPHIC CAMERAS S-R/RE	347	-
90105000	OTHER APPARATUS EQUIPMENT PHOTO-GRAPHIC LABORATORIES	-	35
90109000	PART ACCESSORIES OF APPARATUS/EQUIPMENT H-90.10	261	-
90139000	PARTS,ACCESSORIES OF SUB GROUP-90.13	159	-
90141000	DIRECTION FINDING COMPASSES	1,547	834
90148000	OTHER INSTRUMENTS/APPLIANCES (NAVIGATIONAL)	1,165	2,359

## PCT CHAPTER WISE BREAKUP OF EXPORTS

Rs. In Thousands

HSCODE	COMMODITY	Jul-Jun	Jul-Jun
		2018-19	2019-20
	<b>OPTICAL, PHOTOGRAPHIC, CINEMATOGRAPHIC, MEASURING, MEDICAL OR SURGICAL INSTRUMENTS AND APPARATUS, PARTS AND ACCESSORIES</b>		
90149000	PART, ACCESSORIES OF SUB GROUP OF 90.14	12,975	5,955
90158000	OTHER INSTRUMENTS AND APPLIANCE	1,567	-
90160010	BALANCES, ELECTRONIC	139	-
90160090	OTHER BALANCES OF SENSITIVITY OF 5 CG OR BETTER, WITH OR WITHOUT WEIGHTS	71	1,446
90171010	TEXTILE GARMENT DESIGNING MACHINES, WITH CAD/CAM/CIM SYSTEM	-	15,837
90171090	OTHER TEXTILE GARMENT DESIGNING MACHINES	97	1,333
90172000	OTHER DRAWING MARKING OUT/MATHMATICAL CALCULATING INSTRUMENTS	1,611	248
90173020	CALLIPERS AND GAUGES	-	275
90178090	OTHER INSTRUMENT FOR MEASURING LENGTH	104	98
90179000	PARTS/ACCESSORIES OF SUB GROUP 90.17	-	156
90181100	ELECTRO-CARDIOGRAPHS	899	-
90181200	ULTRASONIC SCANNING APPARATUS	139	-
90181900	OTHER ELECTRO-DIAGNOSTIC APPARATUS	7,966	19,425
90182000	ULTRA VIOLET/INFRA-RED RAY APPARATUS	-	241
90183110	SYRINGES WITH NEEDLES	-	6,345
90183120	SYRINGES WITHOUT NEEDLES	1,528	379
90183200	TUBULAR METAL NEEDLE/NEEDLES FOR SUTURES	1,149	4,903
90183920	DEXTROSE&SALINE INFUSION SET, NEEDLES	-	430
90183939	OTHER CATHETER	-	479
90183990	OTHER NEEDLES, CATHETERS, CANNULA ETC	8,314	2,387
90184100	DENTAL DRILL ENGINES, DENTAL EQUIPMENT	-	1,817
90184900	OTHER; INSTRUMENT/APPLIANCES USED IN DENTAL SCIENCE	373,821	299,364
90185000	OTHER, OPHTHALMIC INSTRUMENT & APPLIANCES	328	8,791
90189010	ANESTHESIA APPARATUS	81	-
90189020	STETHOSCOPES	640	-
90189030	SURGICAL SCISSORS	14,899	18,546
90189040	SURGICAL KNIVES	36	700
90189090	OTHER INSTRUMENT, APPLIANCES USED IN MEDICAL/SURGICAL/VETERINARY	52,559,402	55,593,008
90191000	MECHANO-THERAPY, MESSAGE/PSYCHOLOGICAL APTITUDE TESTING APPARATUS	-	9,982
90192090	OTHER THERAPEUTIC RESPIRATION APPARATUS	47	2,526
90211000	ORTHOPAEDIC/FRACTURE APPLIANCES	41,262	40,930
90212100	ARTIFICIAL TEETH	6,309	2,861
90212900	OTHER; DENTAL FITTINGS	158,199	299,228
90213900	OTHER ARTIFICIAL PARTS OF BODY	4,896	7,765
90219000	OTHER; APPLIANCES WORN/CARRIED/IMPLANTED IN BODY TO COMPENSATE DEFECT/DISABILITY	5,170	829
90221400	OTHER, X-RAY APPARATUS FOR MEDICAL, SURGICAL	4,486	19,597
90221900	OTHER, APPARATUS BASED ON USE OF X-RAY	42,517	-



## PCT CHAPTER WISE BREAKUP OF EXPORTS

Rs. In Thousands

HSCODE	COMMODITY	Jul-Jun	Jul-Jun
		2018-19	2019-20
	<b>OPTICAL,PHOTOGRAPHIC,CINEMATOGRAPHIC,MEASURING,MEDICAL OR SURGICAL INSTRUMENTS AND APPARATUS,PARTS AND ACCESSORIES</b>		
90222100	APPARATUS FOR USE OF ALPHA,BETA RADIATIONS	84,665	42,493
90222900	APPARATUS FOR ALPHA,BETA GAMMA RADIATIONS	-	139
90223000	X-RAY TUBES	71	-
90229000	OTHER,APPARATUS BASED X-RAY,ALPHA,BETA,GAMMA RADIATIONS	57	-
90230000	APPARATUS,INSTUMENT,DESIGNED FOR DEMONSTRATIONAL PURPOSES	18,602	37,785
90241000	HARDNESS/STRENGTH/COMPRESSIBILITY TESTING MACHINES & APPLIANCES	-	29
90248000	OTHER,HARD,STRENGTH,COMPRESSIBILITY TESTING MACHINES	-	1,046
90249000	PARTS ACCESSORIES OF SUB GROUP 90.24	99	1,166
90251110	THERMOMETERS CLINICAL	769	663
90251900	OTHER THERMOMETERS/PYROMETERS	731	2,366
90258030	TEMPERATURE GUAGES AG -TRACTOR	32	-
90258090	OTHER,INSTRUMENT RECORDING COMBINATION	930	60
90261090	OTH MEASURIN APPA FOR LIQUIDS	8,454	49,006
90262000	APPARATUS,MEASURING/CHECKING PRESSURE.	120	465
90268000	OTHER,APPARATUS,MEASURING VARIABLES OF LIQUID/GASES	6,879	467
90269000	PARTS,ACCESSORIES OF SUB GROUP 90.26.	86,251	104,316
90271000	GAS/SMOKE ANALYSIS APPARATUS.	271	-
90275000	OTHER,INSTRUMENT USING OPTCAL RADIATION	4,418	2,777
90278000	OTHER,INSTRUMENT FOR PHYSICAL OR CHEMICAL ANALYSIS	833	1,906
90279000	MICROTOMES;PARTS/ACCESSORIES APPARATUS-90.27	73	1,633
90281000	GAS METERS	-	664
90283000	ELECTRICITY METERS	13	-
90289020	OTHER PARTS FOR ELECTRIC METER	240	967
90289090	OTHER PRODUCTION/CALIBRATING METERS	1,522	1,242
90291090	OTHER; PRODUCTION COUNTERS&LIKE;SPEED INDICATORS&TACHOMETERS	14	229
90299000	PARTS ACCESSORIES OF ARTICLE H- 90.29	51	-
90301000	INSTRUMENT/APPARATUS,MEASURE IONISING RADIATIONS	4,666	-
90302000	CATHODE-RAY OSCILLIOSCOPE/OSCILLIOGRAPHS	-	172
90303100	MULTIMETERS	3,540	225
90303390	OTH APPA (MEASURING RADIATION)	6,655	2,485
90303900	O-OSCILLOSCOPE W-RECOD DEVICE	-	112
90304000	OTHER,INSTRUMENT,SPECIALY DESIGNED FOR TELECOMMUNICATIONS(CROSS TALK METER ETC)	997	4,610
90308900	OTHER,INSTRUMENT,MEASURE ELECTRICAL QUANTITIES.	7,285	10,270
90309000	PARTS ACCESSORIES OF SUB GROUP 90.30	-	1,072
90311000	MACHINE BALANCING MECHANICAL PARTS	-	14
90312000	TEST BENCHES	5,199	-
90314900	OTHER,OPTICAL INSTRUMENT & APPLIANCES.	-	58

## PCT CHAPTER WISE BREAKUP OF EXPORTS

Rs. In Thousands

HSCODE	COMMODITY	Jul-Jun	Jul-Jun
		2018-19	2019-20
	<b>OPTICAL, PHOTOGRAPHIC, CINEMATOGRAPHIC, MEASURING, MEDICAL OR SURGICAL INSTRUMENTS AND APPARATUS, PARTS AND ACCESSORIES</b>		
90318000	OTHER, INSTRUMENT APPLIANCES & MACHINES.	528	1,828
90319000	PART, ACCESSORIES OF ARTICLE H- 90.31	5,240	6,105
90321090	OTHER THERMOSTAT	924	1,308
90328100	OTHER, INSTRUMENT/APPARATUS HYDRAULIC OR PNEUMATIC	-	314
90328990	OTH AUTOMATIC CONT INSTUMENTS	5,627	2,058
90329000	PARTS, ACCESSORIES OF ARTICLE H- 90.32	75,028	6,429
90330090	OTHER, PARTS ACCESSORIES (NOT ELSEWHERE SPECIFIED) MACHINES/APPLIANCES/APPRAT CH-90	7,123	1,655
	<b>TOTAL OPTICAL, PHOTOGRAPHIC, CINEMATOGRAPHIC, MEASURING, MEDICAL OR SUR</b>	<b>53,879,635</b>	<b>56,698,730</b>
	<b>CLOCKS AND WATCHES AND PARTS THEREOF</b>		
91011900	OTHER, WRIST WATCH, BATTERY POWERED	3	6
91012900	OTHER, WRIST-WATCH, WHETHER OR NOT INCORPORATING STOP-WATCH FACILITY	-	5
91019900	OTHER, POCKET-WATCHES & OTHER WATCHES	2	-
91021900	OTHER, WRIST WATCH, BATTERY, PRECIOUS METAL	1,818	-
91022100	OTHER, WRIST-WATCH, AUTOMATIC WIND	81,968	325
91022900	OTHER, WRIST-WATCH, OTHER THAN PRECIOUS METAL	69,742	41,409
91039000	OTHER, CLOCKS WATCH MOVEMENT EXCLUDING CLOCKS OF H-91.04	72	-
91040090	OTHER, INSTRUMENT PANEL CLOCK VEHICLE/VESSELS	472	-
91051900	OTHER, ALARAM CLOCK	2,061	1,395
91052100	WALL CLOCK, ELECTRICALLY OPERATED	289	-
91052900	OTHER, WALL CLOCKS	1,667	2,310
91059100	OTHER, CLOCK ELECTRICALLY OPERATED	-	1
91059900	OTHER, CLOCKS, NOT ELSEWHERE SPECIFIED.	470	170
91069000	OTHER, TIME OR DAY RECORDING APPARATUS	997	-
91091000	ELE OPER. CLOCK MOVE COMP/ASSEM	2,459	-
91118000	OTHER; WATCH CASES	199	-
91119000	PARTS OF WATCH CASES	530	514
91139000	OTHER, WATCH STRAPS, BANDS & PARTS	888	-
	<b>TOTAL CLOCKS AND WATCHES AND PARTS THEREOF</b>	<b>163,637</b>	<b>46,135</b>
	<b>MUSICAL INSTRUMENTS, PARTS AND ACCESSORIES</b>		
92019000	OTHER, HARPSICHORD OR OTHER KEYBOARD STRINGED INSTRUMENTS	214	-
92029000	OTHER, STRING MUSICAL INSTRUMENT (E.G GUITARS, VIOLINS, HARPS), NOT SPECIFIED.	94,888	75,806
92051000	BRASS-WIND INSTRUMENTS	5,663	10,658
92059000	OTHER, WIND MUSICAL INSTRUMENTS (CLARINETS, TRUMPETS, BAGPIPES)	123,552	99,786
92060000	PERCUSSION MUSICAL INSTRUMENTS, DRUM ETC	124,551	148,366
92071000	KEYBOARD INSTRUMENTS, OTHER THAN ACCORDIONS	-	16
92079000	OTHER, MUSICAL INSTRUMENT E.G. GUITARS, ACCORDIONS ETC	3,982	3,577

## PCT CHAPTER WISE BREAKUP OF EXPORTS

Rs. In Thousands

HSCODE	COMMODITY	Jul-Jun 2018-19	Jul-Jun 2019-20
	<b>MUSICAL INSTRUMENTS,PARTS AND ACCESSORIES</b>		
92081000	MUSICAL BOXES	2,026	14,157
92089000	OTHER;MECHANICAL STREET ORGAN/INSTRUMENTS	20,631	35,785
92093000	MUSICAL INSTRUMENT STRINGS	97,221	59,822
92099200	PARTS & ACCESSORIES OF MUSICAL INSTRUMENT H-92.02	23,157	24,683
92099400	PARTS & ACCESSORIES MUSICAL INSTRUMENT H-92.07	-	586
92099900	OTHER;PARTS & ACCESSORIES OF MUSIAL INSTRUMENTS(CARDS PER-FORAT)	32,694	11,369
	<b>TOTAL MUSICAL INSTRUMENTS,PARTS AND ACCESSORIES</b>	<b>528,579</b>	<b>484,611</b>
	<b>ARMS &amp; AMMUNITION, PARTS AND ACCESSORIES</b>		
93019090	OTH MILITARY WEAPONS	-	2,882
93020092	OTH PISTOLS SIGN BARREL,SEMI-A	-	39
93039000	OTHER;FIREARMS,DEVICES OPERATED BY FIRING OF AN EXPLOSIVE CHARGE	13,358	61
93051020	FIRING MECHANI-REVOLVER/PISTOL	-	6,517
93051030	SLIDE PISTOL& CYLINDE-REVOLVER	57	-
93052030	RILFE FRAM&REC, PISTON&O/PARTS	-	4,193
93052090	OTH PARTS OF SHOTGUN OR RIFLES	44	-
93059900	OTHER PART&ACCESSORIES ARTILERY H93.01 TO 93.04	1,030	-
93063090	OTH,CARTRIDG & PARTS THEREOF.	338,623	207,162
93069000	OTHER;AMMUNITION OF WAR & PARTS.	165,608	316,570
93070000	SWORDS,CUTLASSES,BA YONETS,LANCES & SIMILAR ARMS & PARTS THEREOF	78,304	99,129
	<b>TOTAL ARMS &amp; AMMUNITION, PARTS AND ACCESSORIES</b>	<b>597,024</b>	<b>636,553</b>
	<b>FURNITURE,BEDDING,MATTRESSES,LAMPS AND LIGHT FITTINGS,ILLUMINATED NAME-PLATES,PREFABRICATED BUILDINGS</b>		
94011000	SEATS OF A KIND USED,AIRCRAFT.	871	219
94015200	SEATS OF BAMBOO	6,943	8,334
94015900	OTH SEATS W/N CONVERTIBLE-BED	125	210
94017100	OTHER,SEATS UPHOLSTERED METAL FRAMES	677	214
94017900	OTHER SEATS;WITH METAL FRAMES	153,573	45,978
94018000	OTHER SEATS WITH METAL FRAMES	904	663
94019010	SEAT PARTS-FOAM CAR/VEH-8703,4	4	-
94019090	OTH SEATS W/N CONVERTIBLE-BED	-	6
94021010	DENTISTS' CHAIRS	-	55
94029090	OTHER,MEDICAL,DENTAL,SURGICAL FURNITURE	4,956	5,188
94031000	METAL FURNITURE USED IN OFFICE	642	9,885
94032000	OTHER,METAL FURNITURE OTHER THAN OFFICE	16,184	67,146
94035010	WOODEN CABINETS	618	1,076
94035020	WOODEN BEDS	592	11,534
94035030	OTH FURNITURE & PARTS THEREOF	28,855	29,556

## PCT CHAPTER WISE BREAKUP OF EXPORTS

Rs. In Thousands

HSCODE	COMMODITY	Jul-Jun 2018-19	Jul-Jun 2019-20
	<b>FURNITURE,BEDDING,MATTRESSES,LAMPS AND LIGHT FITTINGS,ILLUMINATED NAME-PLATES,PREFABRICATED BUILDINGS</b>		
94037000	FURNITURE OF PLASTICS	14,954	13,891
94038300	FURNITURE OF RATTAN	587	97
94038900	OTHER FURNITURE OF CANE, OSIER	12,654	2,207
94041000	MATTRESS SUPPORTS	3,232	40,771
94051010	CHANDELIERS	143	104
94051020	FITTING BASE METAL OF FLOURESCENT TUBES	-	73
94051030	LIGHT FITTINGS WIT LED,SMD,COB	137	1,819
94051090	OTHER ELECTRICAL CEILING & WALL FITTINGS.	11,575	20,380
94052000	ELECTRIC TABLES,DESK,BEDSIDE	683,920	198,196
94053000	LIGHTING SETS FOR CHRISTMAS TREES	2	-
94054010	LIGHT SYSTEM FILM SHOOTING	443	-
94054020	OTH LIGHT FITTINGS WIT LED,SMD	-	192
94055090	NON-ELE LAMPS LIHTING FITTING.	2,826	-
94056000	ILLUMINATED SIGNS,NAMEPLATES AND LIKE	44	40
94059190	OTHER,PART OF LAMP FITTING OF GLASS.	9,738	13,339
94059200	PARTS OF PLASTIC H-94.05,NOT ELSEWHERE SPECIFIED	-	977
94059900	OTHER PARTS H-NO.94.05,NOT ELSEWHERE SPECIFIED.	11,683	2,311
94061090	OTH. PRE.FAB. BUILD OF WOOD	12,284	-
94069020	DAIRY,LIVESTOCK POULTRY SHEDS	51,451	11,330
94069090	OTHER PRE. FABRICATED BUILD	2,222	734
	<b>TOTAL FURNITURE,BEDDING,MATTRESSES,LAMPS AND LIGHT FITTINGS,ILLUMINAT</b>	<b>1,032,839</b>	<b>486,525</b>
	<b>GRAND TOTAL</b>	<b>148,861,364</b>	<b>181,247,167</b>
	<b>GRAND TOTAL (Million US\$)</b>	<b>1,093.84</b>	<b>1,146.99</b>

Year : 2019-20 1 USD = 158.02 PKR

Year : 2018-19 1 USD = 136.09 PKR

**Breakup of Imports**

**JUL-JUN 2019-20 & 2018-19**

## PCT CHAPTER WISE BREAKUP OF IMPORTS

Rs. In Thousands

HSCODE	COMMODITY	Jul-Jun	Jul-Jun
		2018-19	2019-20
	<b>IRON AND STEEL</b>		
72011000	NON-ALLOY PIG IRON<0.5% PHOSPHORUS	735,901	502,440
72012000	NON-ALLOY PIG IRON>0.5% PHOSPHORUS	-	214
72015000	ALLOY PIG IRON; SPIEGELEISEN	13,327	10,257
72021100	FERRO-MANGANESE CONTAINING >2% CARBON	783,462	859,922
72021900	OTHER FERRO-MANGANESE	22,585	6,190
72022100	FERRO-SILICON CONTAINING >55% SILICON	421,453	364,748
72022900	OTHER FERRO-SILICON	282,813	333,574
72023000	FERRO-SILICO-MANGANESE	4,850,596	5,750,638
72024100	FERRO-CHROMIUM CONTAINING >4% CARBON	32,477	19,351
72024900	OTHER FERRO-CHROMIUM	18,713	16,956
72027000	FERRO-MOLYBDENUM	16,661	15,441
72028000	FERRO-TUNGSTEN&FERRO-SILICO-TUNGSTEN	5,737	3,441
72029100	FERRO-TITANIUM/FERRO-SILICON TITANIUM	721	1,012
72029200	FERRO-VANADIUM	3,910	1,057
72029300	FERRO-NIOBIUM	2,918	2,415
72029900	OTHER FERRO-ALLOYS	14,260	4,251
72031000	FERROUS PRODUCTS BY DIRECT REDUCTION OF IRON ORE	49,291	3,058,407
72039000	OTHER FERROUS PRODUCTS	20,530	4,846
72041010	WASTE/SCRAP CAST IRON RE-ROLLABLE	139,024	530
72041020	WASTE & SCRAP OF AUTOPARTS	148,918	192,519
72041090	OTHER WASTE/SCRAP OF CAST IRON	1,160	5
72042100	WASTE/SCRAP OF STAINLESS STEEL	274,753	345,356
72042900	WASTE/SCRAP OF OTHER ALLOY STEEL	480	110
72043000	WASTE/SCRAP OF TINNED IRON/STEEL	3,578,215	3,856,970
72044100	OTHER WASTE/SCRAP TURNINGS/SHAVINGS/CHIPS	72,808,660	102,872,006
72044910	OTHER RE-ROLLABLE WASTE /SCRAP	19,083,744	29,340,738
72044920	OTH WASTE&SCRAP OF AUTO PARTS	813,998	640,910
72044930	WASTE/SCRAP AUTO PARTS IN PRES	30,677	24,861
72044940	WASTE & SCRAP OF COMPRESSORS	29,616,440	32,160,970
72044990	OTHER WASTE AND SCRAP	71,697,387	70,586,081
72051000	GRANULES OF PIG IRON	84,673	74,719
72052100	POWDERS OF ALLOY STEEL	8,495	8,913
72052900	OTHER POWDER PIG IRON & SPIEGELEISEN IRON/STEEL	65,521	59,965
72061000	INGOTS OF IRON & STEEL.	-	5,117
72069000	OTHER PRIMARY FORM (EXCL H-72.03)	466	55
72071110	BILLETS RECT/SQUAR IRON/NA.STL	68,616	54,208
72071190	OTH BILLETS CON CARBON < 0.25%	208	-

## PCT CHAPTER WISE BREAKUP OF IMPORTS

Rs. In Thousands

HSCODE	COMMODITY	Jul-Jun	Jul-Jun
		2018-19	2019-20
	<b>IRON AND STEEL</b>		
72071210	OTH BILLETS RECT EXCL SQUA I/S	3,471	-
72071290	OTH RECT CROSS SECTION I/NA.ST	-	20,219
72071920	BILLETS IRON/NON-ALLOY STEEL	19,546	3,301
72071990	OTHER SEMI FINISHED PRODUCT IRON/STEEL	-	81,144
72072090	OTHER SEMI FINISHED PRODUCT IRON/STEEL	145,271	247,434
72081010	COILS SECONDRY QUALITY I/S HR	8,636	875
72081090	OTH COILS NOT FUR WORK I/S HR	1,054,043	265,628
72082510	OTH C-HR I/S 4.75mm SECON QUAL	5,141	-
72082590	OTH HR-COIL TH 4.75mm OR MORE	174,750	23,322
72082610	OTH C-HR TH3-4.75mm S-QLTY I/S	67,553	-
72082690	OTH HR COIL TH3-4.75mm I/NA-TS	88,242	71,887
72082710	OTH C-HR I/NA.S TH<3mm SE QLTY	180,974	57,607
72082790	OTH C-HR I/NA.STEEL TH < 3 mm	240,410	204,352
72083610	OTH C-HR I/S TH<10mm SEC-QLTY	135	76
72083690	OTH COIL-HR I/NA.STL TH<10 mm	14,249	104,297
72083710	OTH C-HR I/S TH<4.75-10mm S-Q	2,955	-
72083790	OTH C-HR I/NA-S TH< 4.75-10 mm	355,154	79,929
72083810	OTH C-HR I/NA-S TH3-4.75mm S-Q	92,209	319,638
72083890	OTH COIL H-ROLLED OF I/NA-STEEL	552,850	1,403,612
72083910	OTH C-HR I/NA-S TH<3 mm S-QLTY	208,081	13,240
72083990	OTH COIL-HR I/NA-S TH < 3 mm	68,213,778	62,474,908
72084010	SECONDARY QUALITY HOT ROLLED IRON /NON ALLOY -STEEL	-	284
72084090	OTHER SECONDARY QUALITY IRON /NON ALLOY STEEL HOT ROLLED	29,308	22,413
72085110	OTHER SECONDARY QUALITY IRON STEEL -HOT ROLLED THICKNESS>10MM	25,056	15,332
72085190	OTHER HOT ROLLED IRON STEEL PRODUCTS THICKNESS >10MM	617,257	177,653
72085210	OTHER SECONDARY QUALITY IRON/STEEL HOT ROLLED THICKNESS >4.75-10	7,524	7,360
72085290	OTHER HOT ROLLED IRON /STEEL PRODUCTS THICKNESS 4.75-10 MM	307,828	50,992
72085310	OTHER SECONDARY QUALITY IRON/STEEL HOT ROLLED THICKNESS >3-4.75MM	-	2,944
72085390	OTHER IRON /STEEL HOT ROLLED PRODUCTS THICKNESS 3-4.75 MM	129,413	50,589
72085410	OTHER SECONDARY QUALITY IRON/STEEL, THICKNESS <3MM HOTROLLED	2,603	-
72085490	OTHER IRON/STEEL PRODUCTS HOT-ROLLED THICKNESS <3 MM	156,441	133,397
72089010	OTHER FLAT-ROLLED PRODUCTS SECONDARY QUALITY HOT ROLLED >600	102,090	167,092
72089090	OTHER FLAT-ROLLED PRODUCTS HOT ROLLED WIDTH >600MM	206,821	65,103
72091510	COIL I/NA-S CR TH 3mm/> S-QLTY	924,304	285,571
72091590	OTH COIL I/NA-S CR TH 3mm OR >	34,658	5,774
72091610	COIL I/NA-S CR TH 1-3mm S-Q	4,706,552	2,558,692
72091690	OTH CR COIL IR / NA-S TH 1-3mm	4,245,671	3,655,779

## PCT CHAPTER WISE BREAKUP OF IMPORTS

Rs. In Thousands

HSCODE	COMMODITY	Jul-Jun	Jul-Jun
		2018-19	2019-20
	<b>IRON AND STEEL</b>		
72091710	COIL CR I/NA-S TH 0.5-1mm S-Q	352,990	290,277
72091790	OTH CR COIL I /NA-S TH 0.5-1mm	3,280,533	2,972,969
72091810	COIL CR I/NA-ST TH< 0.5mm S-Q	474,363	464,720
72091890	OTH CR COIL I/NA-ST TH < 0.5mm	1,815,659	-
72091891	TIN MILL BLACK PLATE <0.3MM	-	1,698,747
72091899	OTH TIN PLATE <0.5M	-	578,736
72092510	SECONDARY QUALITY COLD-ROLLED IRON/STEEL THICKNESS 3MM/MORE	29,655	15,159
72092590	OTHER COLD-ROLLED IRON/STEEL THICKNESS 3MM OR MORE	4,012	16,366
72092610	SECONDARY QUALITY IRON/STEEL COLD-ROLLED THICKNESS >1MMBUT<3MM	27,982	48,103
72092690	OTHER IRON/STEEL COLD-ROLLED THICKNESS >1MM BUT <3MM	1,084,956	657,478
72092710	SECONDARY QUALITY IRON /STEEL COLD-ROLLED THICKNESS 0.5 MM-1MM	24	12,472
72092790	OTHER COLD-ROLLED IRON/STEEL THICKNESS 0.5 MM-1MM	2,642,330	1,790,902
72092810	SECONDARY QUALITY IRON/STEEL COLD-ROLLED THICKNESS <0.5 MM	11,751	30,782
72092890	OTHER COLD-ROLLED IRON/STEEL THICKNESS < 0.5 MM	207,839	27,249
72099010	SECONDARY QUALITY FLAT-ROLLED PRODUCTS IRON/STEEL WIDTH>600	801,040	456,522
72099090	OTHER FLAT/COLD-ROLLED PRODUCTS IRON/STEEL WIDTH >600M	1,093,789	282,949
72101110	I/S PLAT/COAT TIN 0.5MM/> S-QU	5,527	1,149
72101190	OTH I/STL PLAT/COAT TIN>0.5MM	44,744	60,209
72101210	I/STL PLAT/COAT TIN<0.5MM S-QU	3,718,993	3,407,275
72101290	OTH I/STL PLAT/COAT TIN<0.5MM	1,961,298	1,327,960
72102090	OTH FR I/NA-S P/C LEAD 600mm	18,278	51
72103010	FR I/NA-S ELECTRO P/C ZINC S-Q	6,052,020	516,592
72103090	OTH FR I/NA-S ELECTRO P/C ZINC	4,381,033	2,783,098
72104110	FR I/NA-S P/C ZINC CORRUGA S-Q	15,923	148
72104190	OTH FR I/NA-S CUROGA P/C ZINC	66,983	969
72104910	OTH FR I/NA-S P/C ZINC S/QLTY	7,431,344	3,810,030
72104990	OTH FR I/NA-S P/C ZINC T 600mm	7,502,616	4,657,447
72105010	F-ROL I/ST COAT CHRO OXIDE S-Q	3,310	23,699
72105090	OTH F-RO I/ST COAT CHRO OXIDE	852,070	879,029
72106110	FR I/NA-S P/C ALUM-ZINC AL S-Q	431,961	506,391
72106190	OT FR I/NA-S P/C ALUM-ZINC ALY	2,640,100	1,830,577
72106910	OTH FR I/NA-S P/C ALUM S-QUALI	111,847	105,755
72106990	OTH FR I/NA-S P/C ALUM T600mm	15,191	-
72107010	VCM COATED SHEETS OF A THICKNESS 0.5MM/LESS	2,598,552	2,253,434
72107020	FR I/NA-S PLASTIC COT/PAIN S-Q	1,613,474	943,076
72107090	OTHER VCM SHEET PRINTED VARNISHED	10,040,685	7,618,695
72109010	OTH FR I/NA-S PLASTI COTED S-Q	109,091	242,677



## PCT CHAPTER WISE BREAKUP OF IMPORTS

Rs. In Thousands

HSCODE	COMMODITY	Jul-Jun	Jul-Jun
		2018-19	2019-20
	<b>IRON AND STEEL</b>		
72109090	OTH FR I/NA-S PLASTIC COATED/P	345,544	212,293
72111310	SECONDARY QUALITY HOT ROLLED IRON/STEEL 4 FACE WIDTH 150 THICKNESS 4M	-	809
72111390	OTHER HOT ROLLED IRON /STEEL PRODUCTS 4 FACE ROLLED THICKNESS 4M	236,342	4,309
72111410	FR I/NA-S HR WD>150 TH4.75 S-Q	43	87
72111490	OT FR I/NA-S HR W>150 TH4.75/>	486,349	486,059
72111920	OT FR I/NA-S HR W150 T4mm S-Q	3,366	31,238
72111990	OTHER COLD ROLLED STEEL STRIP	12,144,060	2,728,315
72112310	FR I/NA-S CR W<600 C.25% S-Q	-	6,550
72112390	OTH I/NA-S CR W<600 CARBON.25%	178,981	107,411
72112910	OT FR I/NA-S CR W<600 C.25%S-Q	6,113	3,619
72112920	COLD ROLL STL STRIP TH<0.5MM	27,303	36,775
72112990	OT FR I/NA-S CR W< 600mm C.25%	310,109	221,119
72119010	OTH FR I/NA-S WD<600mm S-QLT	517	4,041
72119090	OTH FR I/NA-S W< 600mm NOT P/C	737,740	371,289
72121000	FLAT -ROLLED PRODUCTS IRON/NON ALLOY STEEL PLATED/COATED	1,339	14,515
72122010	FRP I/NA-STL ELE-PL/CO W-ZINK	36,321	1,313
72122090	OT FR I/S ELE P/C ZINC W<600mm	463,711	208,389
72123010	FR I/NA-S P/C ZINC W<600mm S-Q	7,185	12,095
72123090	OTH FR I/NA-S P/C ZINC W<600mm	33,326	240,967
72124010	FR I/S PLASTIC COT W<600mm S-Q	5,286	5,680
72124090	FR I/S PLASTIC COT W<600mm P-V	346,812	409,100
72125010	FR I/NA-S OTH-WISE P/C S-QLTY	1,860	4,713
72125090	OTH FR I/NA-S OTH-WISE PLA/COT	80,813	86,284
72126010	FR I/NA-S CLAD WD<600mm S-QLTY	-	190
72126090	OTH FR I/NA-S CLAD WD< 600mm	1,373	3,900
72131010	BAR&ROD I/NA-S HR(RIBS,GRO)S-Q	82	-
72131090	OTHER BARS & RODS, HR, IN IRREGULARLY WOUND COILS OF IRON OR NON-ALLOY STEEL	85,910	49,829
72132090	OTH BAR&ROD HR FREE CUT STEEL	-	3,239
72139110	OT BAR&ROD HR I/S DIA<14mm S-Q	14,588	293
72139191	OTH BAR&ROD HR I/S DIA<7mm	841,493	518,351
72139199	OTH BAR&ROD HR I/S DIA<14mm	358,173	148,657
72139910	OTH BAR&ROD I/S HR IN-COIL S-Q	4,797	871
72139990	OTH BAR&ROD I/S HR IN-COIL	118,803	64,147
72141010	OTH BAR&ROD I/S HR FORGED S-Q	8,006	-
72141090	OTH BAR&ROD I/S HR FORGED	440,839	358,489
72142010	OTH BAR&ROD I/S HR FRG RIB S-Q	628,536	27,525
72142090	OTH BAR&ROD I/S HR FRG RIB GRV	2,919,735	941,330

## PCT CHAPTER WISE BREAKUP OF IMPORTS

Rs. In Thousands

HSCODE	COMMODITY	Jul-Jun	Jul-Jun
		2018-19	2019-20
	<b>IRON AND STEEL</b>		
72143010	OTH B/ROD FREE CUT STL HR S-Q	61	-
72143090	OTH B/ROD FREE CUT STL HR	48,337	16,781
72149110	OTH B/ROD I/S HR RECT C.SE S-Q	-	473
72149190	OTH B/ROD I/S HR RECT CR.SECT	275,612	54
72149910	OTH B/ROD I/S HR TWISTED S-QUA	557	4,895
72149990	OTH B/ROD I/S HR TWISTED ROL	196,643	180,828
72151010	OT B/ROD FRE CUT STL COLD S-Q	380	-
72151090	OT B/ROD FRE CUT STL COLD FORM	101,274	77,070
72155090	OTH BAR&ROD I/S COLD-FINISH	35,849	21,110
72159010	OTH BAR&ROD I/NA-S SEC-QUALITY	1,546	3,735
72159090	OTH BAR&ROD IRON/NON ALOY-STL	135,591	54,220
72161000	U,I,H SECTIONS HOT-ROLLED HIGH<80MM	69,332	49,047
72162100	L SECTION HOT/ROLLED HEIGHT<80 MM IRON/NON ALLOY STEEL	388,345	19,511
72163110	U.SECTION HEIGHT>150MM HOT-ROLLED IRON/NON ALLOY STEEL	46,084	10,152
72163190	OTHER U.SECTION HOT-ROLLED IRON/NON ALLOY STEEL	66,904	47,252
72163210	I SECTION HOT-ROLLED IRON/NON ALLOY STEEL HEIGHT>200 MM	345,996	75,889
72163290	OTHER I SECTION HOT-ROLLED IRON/NON ALLOY STEEL	77,558	43,171
72163310	H SECTION HEIGHT>250MM HOT-ROLLED IRON/NON ALLOY STEEL	190,410	77,076
72163390	OTHER H SECTION HOT-ROLLED IRON/NON ALLOY STEEL	131,696	121,037
72164010	L&T SECTION HOT-ROLLED HEIGHT150M IRON/NON ALLOY STEEL	2,636	1,277
72164090	OTHER L&T SECTION HOT-ROLLED IRON/NON ALLOY STEEL	47,652	8,569
72165000	OTHER ANGLE/SHAPE SECTION HOT ROLLED	11,592	1,209
72166100	ANGLE/SHAPE SECTION COLD ROLLED	74	84
72166900	OTHER ANGLE/SHAPE SECTION IRON/STEEL COLD- ROLLED	2,546	1,198
72169100	OTHER COLD FORMED IRON/STEEL FLAT ROLLED PRODUCTS	861	33,703
72169900	OTHER ANGLE/SHAPE SECTION IRON/STEEL	76,291	141,243
72171000	WIRE OF IRON/STEEL NOT PLATED/COATED	154,395	109,039
72172000	WIRE OF IRON/STEEL PLATED/COATED WITH ZINC	327,219	78,095
72173010	WIRE IRON STEEL PLATED/COATED MAUFACTURING AUTO TYRE	515,457	503,656
72173020	STEEL CORD WIRE OF SPECIFICATION SWG 20-34	27,439	26,002
72173090	OTHER PLATED/COATED IRON/STEEL WIRE WITH OTHER BASE-METAL	110,549	63,945
72179000	OTHER WIRE OF IRON/NON-ALLOY-STEEL	286,282	359,099
72181000	INGOTS & OTHER PRIMARY FORMS STAINLESS STEEL	508	-
72189100	OTHER INGOTS-RECTANGULAR STAINLESS STEEL	-	221
72189900	OTHER SEMI-FINISHED PRODUCTS STAINLESS STEEL	5,313	488
72191100	FLAT ROLLED PRODUCTS STAINLESS STEEL HOT ROLLED THICKNESS>10MM	17,989	1,101
72191200	COILS STAINLESS STEEL-HOT ROLLED THICKNESS >4.75-10MM	63,027	49,460

## PCT CHAPTER WISE BREAKUP OF IMPORTS

Rs. In Thousands

HSCODE	COMMODITY	Jul-Jun	Jul-Jun
		2018-19	2019-20
	<b>IRON AND STEEL</b>		
72191300	COILS STAINLESS STEEL-HOT ROLLED THICKNESS >3MM-4.75MM	7,697	91,348
72191400	COILS STAINLESS STEEL-HOT ROLLED THICKNESS>3MM	54,630	29,676
72192100	COILS STAINLESS STEEL HOT ROLLED THICKNESS>10MM	49,917	38,761
72192200	COILS STAINLESS/STEEL HOT RROLLED THICKNESS >4.75-10MM	281,022	9,661
72192310	COIL S-STL W-700mm/>,TH-<4mm	-	6,203
72192390	OTH COIL,S-STL,TH-3mm-4.75mm	242,695	85,748
72192410	COIL S-STL W-700mm/>,TH-<3mm	4,897	5,345
72192490	OTH COIL,STAINLESS-STL,TH<3mm	61,031	27,839
72193100	COILS STAINLESS STEEL COLD ROLLED THICKNESS >4.75 MM	17,398	49,973
72193210	COIL,S-STL,TH-4mm,W-700mm,CR	10,873	3,984
72193290	OTH COIL,S-STL,TH-3-4.75mm,CR	258,242	236,416
72193310	COIL S-STL,TH-1-3mm W-700mm,CR	1,191	20,813
72193390	OTH COIL S-STL,TH-1-3mm ,CR	2,247,880	1,970,818
72193410	CL,S-STL,TH-0.5-1mm,W-700mm,CR	33,801	19,800
72193490	OTH COIL,S-STL,TH-0.5-1mm,CR	2,189,333	2,294,754
72193510	COIL,S-STL,TH-<.5mm,W-700mm,CR	42,339	41,504
72193590	OTH COIL,S-STL,TH-<.5mm,CR	3,938,189	4,367,499
72199010	O SHET CIR SHAPE ALL SIZE S-ST	3,489,452	3,186,838
72199090	OTH FRP S-STL W 600 mm OR MORE	5,022,357	4,227,488
72201100	FLAT ROLLED STAINLESS STEEL HOT ROLLED THICKNESS >4.75MM	9,287	14,742
72201210	FRP,S-STL,W< 600mm,TH 4 mm,HR	77,165	78,001
72201290	OTH FRP,S-STL,W< 600 mm,HR	222,560	149,777
72202010	FRP,S-STL,W< 600mm,TH 4 mm,CR	27,097	87,248
72202090	OTH FRP,S-STL,W< 600mm,CR	1,046,949	781,537
72209010	OTH FRP,S-STL,W< 600mm,TH 4 mm	33,166	283,908
72209090	OTH FRP,S-STL,W< 600 mm	263,777	801,780
72210090	OTH BARS&RODS,HR, IWC,S-STL	13,342	11,857
72221100	BAR/ROD STAINLESS STEEL NOT FURTHER WORKED THAN HOTROLLED CIRCULAR CROSS SECTION	330,077	274,480
72221900	OTHER BAR/ROD STAINLESS STEEL NOT FURTHER WORKED THAN HOT DRAWN	82,559	67,096
72222000	BAR/ROD STAINLESS STEEL NOT FURTHER WORKED THAN COLD FORMED,COLD FINISHED	94,775	109,171
72223000	OTHER BAR/ROD OF STAINLESS STEEL	351,998	359,996
72224000	ANGLE/SHAPES&SECTION STAINLESS STEEL	77,911	94,535
72230000	WIRE OF STAINLESS STEEL	391,017	432,318
72249000	OTHER SEMI-FINISHED PRODUCTS OTHER ALLOY STEEL	2,550	3,879
72251100	GRAIN-ORIENTED SILICON ELECTRICAL STEEL	2,764,177	2,578,184
72251900	OTHER FLAT ROLLED PRODUCTS SILICON ELECTRICAL STEEL	1,090,673	1,226,004
72253000	OTH NFW HOT/ROLLED IN COILS	38,501,545	36,372,358

## PCT CHAPTER WISE BREAKUP OF IMPORTS

Rs. In Thousands

HSCODE	COMMODITY	Jul-Jun	Jul-Jun
		2018-19	2019-20
	<b>IRON AND STEEL</b>		
72254000	OTHER NOT FURTHER WORKED THAN HOT/ROLLED NOT IN COIL	3,007,373	2,092,698
72255000	OTHER ALLOY STEEL NOT FURTHER WORKED THAN COLD ROLLED (COLD-REDUCED)	11,457	476,829
72259100	OTHER FLAT ROLLED PRODUCTS ELECTROLYTICALLY ZINC PLATED OR COATED	-	986
72259200	FLAT ROLLED PRODUCTS OTHER WISE ZINC PLATED OR COATED	71,568	103,610
72259900	OTHER FLAT ROLLED PRODUCTS OTHER ALLOY STEEL	162,885	2,752,994
72261100	GRAIN-ORIENTED SILICON ELECTRICAL STEEL	298,869	-
72261900	OTHER FLAT ROLLED PRODUCTS SILICON ELECTRICAL STEEL	2,688	79
72269100	OTHER FLAT ROLLED PRODUCTS NOT FURTHER WORKED THAN HOT ROLLED	4,603,333	2,559,948
72269200	OTHER FLAT ROLLED PRODUCTS NOT FURTHER WORKED THAN COLD ROLLED	626,395	567,905
72269900	OTHER FLAT ROLLED PRODUCTS OTHER THAN ALLOY STEEL	55,311	178,083
72271000	BAR/ROD OF HIGH SPEED STEEL	553,787	-
72272000	BAR/ROD OF SILICO-MANGANESE STEEL	8,954	-
72279010	BAR/ROD H/ROLL W/COIL A/ST<7MM	5,432,734	4,804,145
72279090	OTH BAR/ROD H/ROLL W/COIL A/ST	3,604,557	2,725,799
72281000	BAR/RODS OF HIGH SPEED STEEL	463,606	1,793
72282090	OTHER BAR/RODS OF HIGH SPEED STEEL	5,004	126,187
72283010	CASE HARDENING STEEL	3,407	-
72283090	OTHER BAR,RODS OF ALLOY STEEL HOT ROLLED	1,011,260	297,108
72284000	OTHER BAR/ROD NOT FURTHER WORKED THAN FORGED	68,095	50,793
72285000	OTHER BAR/ROD NOT FURTHER WORKED THAN COLD FORMED,COLD FINISHED	16,927	58,475
72286000	OTHER BAR/ROD ALLOY STEEL NES	316,319	138,277
72287000	ANGLES, SHAPES AND SECTIONS	299,313	378,019
72288000	HOLLOW DRILL BARS AND RODS	9,751	284
72292000	WIRE OTHER ALLOY STEEL SILICO MANGANESE	9,715	320
72299000	OTHER,WIRE OF OTHER ALLOY STEEL	152,933	330,502
	<b>TOTAL IRON AND STEEL</b>	<b>458,828,997</b>	<b>451,641,983</b>
	<b>ARTICLES OF IRON AND STEEL</b>		
73011000	SHEET PILING IRON AND STEEL	303,541	91,741
73012000	ANGLE SHAPES & SECTIONS OF IRON/STEEL	31,515	59,673
73021000	RAILS	421,022	495,236
73023000	SWITCH BLADES, CROSSING FROGS, OTHER CROSSING PIECES	483,540	-
73024000	FISH-PLATES AND SOLE PLATES	10,484	5,901
73029000	OTHER MATERIALS JOINTING RAILS	97,513	10,411
73030000	TUBE/PIPE,HOLLOW PROFILE CAST IRON	534,034	9,223
73041100	L.P FOR OIL&GAS S-STL SEAMLESS	199,811	171,291
73041900	OTH LINE PIPE I/S FOR OIL&GAS	5,348,864	5,165,737

## PCT CHAPTER WISE BREAKUP OF IMPORTS

Rs. In Thousands

HSCODE	COMMODITY	Jul-Jun	Jul-Jun
		2018-19	2019-20
	<b>ARTICLES OF IRON AND STEEL</b>		
73042200	DRILL PIPE S-STL DRILL OIL/GAS	31,390	454
73042300	OTH DRILL PIPE I/S FOR OIL&GAS	1,780,382	1,897,733
73042400	OTHER PIPE OF STAINLESS STEEL	313,932	165,229
73042900	OTHER CASTING,TUBEING PIPE DRIL OIL/GAS	8,082,618	7,242,169
73043100	OTHER CIRCULAR CROSS SECTION IRON NON ALLOY COLD ROLLED STEEL	1,276,304	1,098,968
73043900	OTHER CIRCULAR CROSS SECTION IRON NON ALLOY STEEL	3,647,319	2,046,517
73044100	OTHER CIRCULAR, CROSS STAINLES STEEL REDUCED	526,885	307,936
73044900	OTHER CIRCULAR CROSS SECTION STAINLESS STEEL	3,304,881	1,779,112
73045100	OTHER CIRCULAR CROSS ALLOY COLD DRAWN	15,469	12,163
73045900	OTHER CIRCULAR CROSS ALLOY STEEL	890,939	122,304
73049000	OTHER SEAMLESS TUBE/PIPE HOLLOW PROFILES	1,136,617	1,031,837
73051100	LINE PIPE USED OIL/GAS WELDED	704,419	1,151
73051200	OTHER LINE PIPE USED OIL GAS WELDED	175,961	-
73051900	OTHER LINE PIPE USED OIL/GAS PIPE LINES	231,232	606
73052000	CASING FOR DRILLING,OIL/GAS	8,029	261,052
73053100	OTHER, LONGITUDINALLY WELDED	426,578	266,816
73053900	OTHER, WELDED TUBES AND PIPES	242,684	3,401
73059000	OTHER, TUBES AND PIPES	127,055	46,447
73061100	L.P-WELDED OF STA-STL(OIL/GAS)	9,352	5,995
73061900	OTH-LINE PIPE O/G PIPELINE I/S	1,973,720	1,030,147
73062100	CAS/TUB WELDED LINE PIPE STA-S	36,542	1,456
73062900	O-CASING/TUB LINE PIPE O/G I/S	137,066	159,625
73063010	COPPER COATED MILD STEEL TUBES 6.5MM DIA	31,143	21,770
73063090	OTHER WELDED CIRCULAR CROSS SECTION IRON STEEL	1,003,768	706,580
73064000	OTHER WELDED CIRCULAR CROSS SECTION STAINLESS STEEL	1,029,564	774,723
73065000	OTHER WELDED CIRCULAR CROSS-SECTION STAINLESS STEEL	574,632	383,152
73066100	O-TUBE,PIPE WELD SQUARE C-SEC	63,597	164,201
73066900	TUBE/PIPE WELD OF OTH C.C-SEC	34,255	467
73069000	OTHER TUBE PIPE/HOLLOW PROFILES,IRON/STEEL	297,374	225,022
73071110	TUBE/PIPE CAST FITINGS MR-175	2,305	753
73071190	OTHER TUBE/PIPE FITING CAST IRON	104,250	48,964
73071910	OTHER TUBE/PIPE FITING IRON/STEEL	4,290	20,327
73071920	SEMI FINISHED MALLEABLE IRON PIPE FITTING	49,682	55,035
73071990	OTHER MALLEABLE IRON PIPE FITING	824,688	512,970
73072100	FLANGES, OF STAINLESS STEEL	309,208	322,886
73072200	THREADED EIBOWS,BENDS,SLEEVES STAINLESS STEEL	111,189	76,057
73072300	BUTT WELDING FITTING STAINLESS STEEL	171,317	476,627

## PCT CHAPTER WISE BREAKUP OF IMPORTS

Rs. In Thousands

HSCODE	COMMODITY	Jul-Jun	Jul-Jun
		2018-19	2019-20
	<b>ARTICLES OF IRON AND STEEL</b>		
73072900	OTHER TUBE,PIP FITTING STAINLESS STEEL	689,538	770,458
73079110	OTH FLANGES AIR-P AGRI-TRACTOR	499	-
73079120	OTH FLANGES FOR M-CARS&VEHI	7,268	9,509
73079190	OTH FLANGES OF IRON & STEEL	387,101	196,609
73079200	THREADED EIBOWS,BENDS/SLEEVES IRON/STEEL	316,856	101,767
73079300	BUTT WELDING FITTING IRON/STEEL	387,251	409,889
73079900	OTHER TUBE,PIPE FITTING IRON STEEL NEC	3,555,883	2,580,368
73081000	BRIDGES AND BRIDGE-SECTIONS	195,387	-
73082000	TOWERS AND LATTICE MASTS	7,947,577	15,426,214
73083000	DOORS,WINDOWS/FRAMES,THRESHHOLD FOR DOORS	832,377	1,011,996
73084000	EQUIPMENT FOR SCAFF FOLDING SHUTTERING PROPPINGS FOR PITPROPPINGS	263,360	73,919
73089010	PILLARS ETC FOR STRUCTURS I/S	101,344	61,050
73089020	OTH GANGWAYS,GIRDERS,HANGERS	43,675	27,733
73089090	OTH COLUMNS ETC FOR STRUCT I/S	18,603,993	11,001,046
73090000	RESERVOIRS,TANKS,VATS SIMILAR CONTAINERS FOR ANY MATERIAL	1,831,976	81,187
73101000	TANKS,CASKS,DRUMS,CANS,BOX OF CAPACITY >50	331,911	399,536
73102100	CANS,CLOSED BY SOLDERING/CRIMPING CAPACITY<50	105,500	143,587
73102900	OTHER TANK,CASK,DRUM,BOX CAPACITY<50	1,943,799	1,211,943
73110010	CONTAINERS FOR CNG OF IRON/STL	51,192	8,195
73110020	CONTAINERS FOR LPG OF IRON/STL	210,459	98,594
73110030	CONTAINERS FOR CRYOGENIC I/STL	348,145	233,383
73110040	CONT FOR AEROSOL PRODUCT I/STL	368,906	683,154
73110090	OTH CONT FOR LIQEID/GAS OF I/S	590,075	286,438
73121010	IRON AND STEEL WIRE	618,810	408,132
73121020	IRON AND STEEL ROPE	409,484	431,925
73121090	OTHER IRON AND STEEL CABLE	1,073,233	354,831
73129010	OTHER STEEL CORD USE IN TYRE MANUFACTURING	132,355	89,368
73129090	OTHER STANDARD WIRE,ROPE&CABLE	146,562	99,058
73130000	BARBED WIRE OF IRON/STEEL TWISTED HOOP	100,133	12,494
73141200	ENDLESS BANDS FOR MACHINERY OF STAINLESS STEEL WOVEN CLOTH	16,499	7,345
73141400	OTHER WOVEN CLOTH OF STAINLESS STEEL	64,477	66,397
73141910	STEEL CORD FABRIC USED IN MANUFACTURING TYRE	-	39
73141920	OTH ENDLES BAND FOR MACHINERY	6,772	10,768
73141990	OTHER WOVEN CLOTH OF STEEL	18,020	88,413
73142000	GRILL NETTING FENCING WELDED DIMENSION=3MM; MESH SIZE 100CM(SQUARE)	199,802	54,443
73143100	OTHER GRILL NETTING FENCING WELDED COATED WITH ZINC	147,065	198,786
73143900	OTHER GRILL NETTING FENCING AT INTER SECTION	129,049	131,603

## PCT CHAPTER WISE BREAKUP OF IMPORTS

Rs. In Thousands

HSCODE	COMMODITY	Jul-Jun	Jul-Jun
		2018-19	2019-20
	<b>ARTICLES OF IRON AND STEEL</b>		
73144100	OTHER CLOTH GRILL NETTING FENCING PLATED/COATED WITH ZINC	663,717	127,086
73144200	OTHER CLOTH GRILINGL NETTING FENCING PLATED/COATED WITH PLASTICS	23,713	28,385
73144900	OTHER CLOTH GRILL NETTING /FENCING	615,856	133,998
73145000	EXPANDED METAL OF IRON OR STEL	40,132	7,035
73151110	ROLLER CHAIN FOR VEHICLES Ch87	740,534	559,861
73151120	CHAIN FOR BICYCLES H-87.12 I/S	14,510	8,089
73151190	OTHER ROLLER CHAIN	298,425	292,689
73151200	OTHER CHAIN, ARTICULATED LINK	360,264	459,607
73151910	ADJUSTER FOR CHAIN VEH H-87.11	1,341	638
73151920	OTH PATS OF CHAIN M-CARS&VEHIC	1,068,690	1,224,657
73151990	OTH PATS OF ROLLER CHAIN I/S	23,338	24,871
73152000	SKID CHAIN	6,115	5,196
73158100	OTHER CHAIN, STUD-LINK	483	911
73158200	OTHER, WELDED LINK	23,321	59,384
73158900	OTHER CHAIN	52,728	63,357
73159000	OTHER PARTS	36,434	19,387
73160000	ANCHORS,GRAPNELS PARTS IRON/STEEL	134,580	56,386
73170010	NAILS OF IRON OR STEEL	434,469	226,513
73170020	TACKS OF IRON OR STEEL	34,566	7,118
73170030	DRAWING PINS OF IRON OR STEEL	9,966	960
73170090	OTHER ARTICLES OF IRON OR STEEL	100,780	89,287
73181100	COACH SCREW IRON/STEEL THREADED	3,373	2,677
73181200	OTHER WOOD SCREW IRON/STEEL THREADED	41,584	31,758
73181300	SCREW HOOKS,SCREW,RINGS,RIVETS OF IRON/STEEL	12,105	18,088
73181400	SELF-TAPPING SCREWS, THREADED	260,870	137,687
73181510	HIGH TENSILE SCREW&BOLT IRON/STEEL	295,257	324,125
73181520	U BOLTS LEAF SORINGS VEH CH-87	17,573	15,164
73181590	OTHER SCREW&BOTLS IRON/STEEL	5,622,725	2,633,700
73181610	HIGH TENTION NUTS IRON/STEEL	50,672	41,458
73181620	WHEEL NUTS FOR VEHI OF CHAP-87	17,607	16,399
73181690	OTHER NUTS THREADED OF IRON/STEEL	775,796	533,652
73181900	OTHER BOLT,NUT,WASHER,RIVET IRON/STEEL TH	644,461	959,580
73182110	SPRING/LOCK WASHER HIGH-TENSILE	10,901	3,665
73182190	OTHER SPRING WASHER/LOCK WASHER	31,851	31,466
73182210	THURST WASHER FOR VEHICLE H87	5,861	5,678
73182220	WASHER KICK START KNUCK V.HD8	131	585
73182290	OTH WAHSERS	197,902	191,911

## PCT CHAPTER WISE BREAKUP OF IMPORTS

Rs. In Thousands

HSCODE	COMMODITY	Jul-Jun	Jul-Jun
		2018-19	2019-20
	<b>ARTICLES OF IRON AND STEEL</b>		
73182300	RIVETS, NON-THREADED	88,211	71,650
73182400	COTTERS/PINS NON THREADED IRON STEEL	14,502	20,135
73182900	OTHER COACH SCREW,BOLTS,NUT IRON STEEL	243,542	384,013
73194000	SAFETY PINS & OTHER PINS	64,781	44,056
73199010	SEWING,DARNING/EMBROIDRY NEDLS	41,953	50,760
73199090	OTH KNITTING NEDLS,CRO HOOKS	103,101	43,215
73201010	LEAF-SPRING&LEAF M-CAR,H-8703	6,075	10,530
73201020	LEAF-SPRING&LEA,VEH,H-8701,2,4	2,627	1,957
73201030	COMP VEH HD87.11 SPRING FRONT	48,406	40,544
73201090	OTH LEAF-SPRING&LEAF I/S	88,092	87,226
73202000	HELICAL SPRINGS	346,174	98,392
73209010	SPRING,LEAVES USED IN MANUFACTURE OF VIDEO CASSETTES	1	60
73209020	CONT SPRI HYD LIFT AGR-TRACTOR	5,788	2,724
73209090	OTHER, SPRING AND LEAVES.	437,479	314,760
73211111	COOKING RANGES CKD/SKD	9,232	43,271
73211119	OTHER COOKING RANGES	56,514	60,487
73211190	OTHER COOKING APPLIANCES&PLATE WARMERS GAS	349,055	174,430
73211200	COOKING APPLIANCES/PLATE WARMERS LIQUID FUEL	1,120	1,680
73211900	O-COKING APPLI INCL SOLID FUEL	84,764	4,456
73218100	OTHER APPLIANCES FOR GAS & OTHER FUELS	24,105	13,119
73218200	OTHER APPLIANCES FOR LIQUID FUEL	3,479	137
73218900	OTH APPL INCL APPLI SOLID FUEL	1,820	5,996
73219000	PARTS OF IRON/STEEL,COOKING APPLIANCES & PLATE WARMERS	414,071	355,572
73221100	RADIATORS/PARTS CAST IRON E-EL	560	97
73221900	OTHER RADIATOR AND PARTS THEREOF	29,656	29,725
73229010	AIR HEATERS&HOT AIR DISTRIBUTORS	21,058	210
73229090	OTHER PARTS OF RADIATORS	41,601	5,154
73231000	IRON/STEEL WOOL,POT SCOURERS ETC	320,966	338,571
73239100	OTHER BUCKETS OF CAST IRON NOT ENAMELLED	31,564	11,451
73239200	OTHER HOUSE HOLD ARTICLES CASTIRON ENAMELLED	5,717	5,622
73239300	OTHER DOMESTIC UTENSILS STAINLESS STEEL	77,406	70,685
73239400	OTHER DOMESTIC UTENSILS IRON/STEEL	215,086	182,113
73239900	OTHER HOUSE HOLD ARTICLES, PARTS THEREOF	416,515	521,519
73241010	SINKS OF STAINLESS STEEL	204,334	228,679
73241020	WASH BASINS OF STAINLESS STEEL	1,652	677
73242100	BATH TUBS CASTIRON WHETHER OR NOT ENAMELLED	5,824	9,314
73242900	OTHER BATH,SINK,WASH-BASIN ENAMELLED IRON	236,351	197,015



## PCT CHAPTER WISE BREAKUP OF IMPORTS

Rs. In Thousands

HSCODE	COMMODITY	Jul-Jun	Jul-Jun
		2018-19	2019-20
	<b>ARTICLES OF IRON AND STEEL</b>		
73249000	OTHER, INCLUDING PARTS	320,770	276,792
73251000	OTHER CAST ARTICLES IRON/STEEL OF NON MALLEABLE CAST IRON	60,412	97,152
73259100	GRINDING BALLS & SIMI ARTICLES FOR MILLS	289,299	82,828
73259900	OTHER CAST ARTICLES OF IRON/STEEL NES	942,764	407,126
73261100	GRINDING BALLS & SIMILAR ARTICLES FOR MILLS	21,836	6,028
73261910	FORGING OF CRANK SHAFT	1,059,787	621,722
73261920	FORGING SURGICAL/DENTAL INSTRUMENTS	358,258	76,659
73261930	STEEL FORGINGS EXCE 150KG I/S	12,301	3,894
73261990	OTHER ARTICLES FORGED/STAMPED NOT FURTHER WORKED NES	1,348,777	763,099
73262000	ARTICLES OF IRON OR STEEL WIRE	98,925	105,104
73269010	OTHER XRAY FILM HANGERS	33,768	10,523
73269020	OTHER STEEL BALLS NOT >1MM DIAMETER	539	13
73269030	OTHER SHOE LASTS	6,752	1,320
73269040	STL BALLS NOT EXCE 1MM DIA I/S	38,709	37,275
73269050	CLIPS,BRACK ETC, FOR ELE-WIRING	513,257	312,460
73269060	CLAMPS, HOSE CLIPS, HANGERS I/S	295,548	295,085
73269070	COSMETICS/CIGARE CASES ECT I/S	13,115	10,384
73269090	OTHER ARTICLES OF IRON/STEEL FORGED/STAMPED NOT FURTHER WORKED	13,055,038	6,421,449
	<b>TOTAL ARTICLES OF IRON AND STEEL</b>	<b>114,482,961</b>	<b>85,351,965</b>
	<b>COPPER AND ARTICLES THEREOF</b>		
74020000	UN-REFINED COPPER, COPPER ANODES FOR ELECTROLYTIC REFINING	10,562	12,158
74031100	REFIND COPPER, CATHODES & SECTION	11,619,368	8,629,751
74031200	REFINED COPPER WIRE-BARS	265	198
74031900	OTHER, REFINED COPPER	38,281	40,521
74032100	COPPER-ZINC BASE ALLOYS (BRASS)	2,009	315
74032200	COPPER-TIN BASE ALLOYS (BRONZE)	15,333	653
74032900	OTHER COPPER ALLOYS (OTHER THAN MASTER ALLOYS OF HEADING H-74.05)	9,687	1,446
74040010	BRASS SCRAP	3,465	20,100
74040090	OTH COPPER WASTE AND SCRAP	6,028,262	5,178,686
74050000	MASTER ALLOYS OF COPPER.	6,078	3,790
74061000	POWDER OF NON-LAMELLER STRUCTURE	27,029	17,080
74062000	POWDER OF LAMELLAR STRUCTURE FLAKES	203,301	184,527
74071010	BAR OF REFINED COPPER	134,162	11,135
74071020	RODS OF REFINED COPPER	145,554	29,712
74071030	TWISTED COPPER BARS OF REFINED COPPER	118	-
74071040	BUS BARS OF REFINED COPPER	666,489	523,312

## PCT CHAPTER WISE BREAKUP OF IMPORTS

Rs. In Thousands

HSCODE	COMMODITY	Jul-Jun	Jul-Jun
		2018-19	2019-20
	<b>COPPER AND ARTICLES THEREOF</b>		
74071090	OTHER PROFILES OF COPPER	94,002	26,996
74072100	COPPER BAR,ROD PROFILES OF COPPERER ZINC BASE ALLOYS(BRASS)	38,191	78,635
74072900	OTHER BAR,ROD,PROFILES COPPER ALLOYS	68,878	107,850
74081100	WIRE REFERENCE COPPER MAXIMUM CROSS SECTIONAL DIAMETER >6MM	626,706	823,822
74081900	OTHER, WIRE OF REFINED COPPER	501,967	521,030
74082100	WIRE OF COPPER ALLOY ZINC BASE	82,992	89,656
74082200	WIRE OF COPPER ALLOY NICKLE BASE	50,590	42,203
74082900	OTHER WIRE OF COPPER ALLOYS ETC	23,821	38,792
74091100	PLATES,SHEET,STRIP REFINED COPPER COIL	165,727	171,573
74091900	OTHER PLATES,SHEETS &STRIP OF REFINED COPPER	44,797	53,286
74092100	PLATES,SHEETS&STRIPS OF COPPER ZINC BASE COILS	189,484	99,475
74092900	OTHER PLATES/SHEETS/STRIPS COPPER ZINC BASE	60,278	60,145
74093100	PLATES/SHEETS/STRIPS COPPER TIN BASE COILS	681	-
74093900	OTHER PLATES/SHEETS/STRIPS COPPER TIN BASE-COILS	3,596	9,012
74099000	PLATES/SHEETS/STRIPS OTHER COPPER ALLOYS NS	45,343	3,882
74101100	FOIL REFINED COPPER NOT BACKED	1,117,883	878,689
74101200	FOIL OF COPPER ALLOYS,NOT BACKED	641,819	403,011
74102100	FOIL OF REFINED COPPER,BACKED	86,765	104,792
74102200	FOIL OF COPPER ALLOYS,BACKED	1,586	238
74111010	CAPILLARY TUBE 2.25 MM REFINED COPPER	163,048	84,491
74111020	INTERNALLY GROOVED TUBES REFINED COPPER	1,370,256	1,687,493
74111090	OTHER TUBE/PIPE OF REFINED COPPER	1,837,457	1,572,256
74112100	TUB&PIPE COPPER ZINC BASE ALLOYS	13,756	5,520
74112200	TUB&PIPE COPPER NICKLE BASE ALLOYS	13,278	12,986
74112900	OTHER TUBE&PIPE OF OTHER COPPER ALLOYS	24,682	4,442
74121000	COPPER TUBE/PIPE FITTING OF REFINED COPPER	41,572	26,236
74122000	COPPER TUBE/PIPE FITTINGS COPPER ALLOYS	159,194	78,140
74130000	STANDARD WIRE,CABLES PLAITED BANDS-NOT ELECTRICALLY INSULATED	480,750	947,549
74151000	NAILS,TACKS,DRAWING PINS,STAPLES & SIMILAR ARTICLES	59	2,323
74152100	WASHERS/INCLUDING SPRING WASHERS NOT THREADED	2,306	1,261
74152900	OTHER NOT THREADED ARTICLES COPPER	16,719	21,436
74153300	OTHER THREADED SCREW,BOLT,NUT COPPER	242,088	8,108
74153900	OTHER THREAD ARTICLES OF COPPER	643,790	13,296
74181000	TABLE,KITCH/OTH HOUSEHOLD ARTI	1,592	719
74182000	OTHER SANITARY WARE,PARTS COPPER	4,189	35,072
74191000	CHAIN,PARTS THEREOF OF COPPER	1	206
74199100	CAST,MOULDED,STAMPED,FORGED OF COPPER	27,220	42,804

## PCT CHAPTER WISE BREAKUP OF IMPORTS

Rs. In Thousands

HSCODE	COMMODITY	Jul-Jun	Jul-Jun
		2018-19	2019-20
	<b>COPPER AND ARTICLES THEREOF</b>		
74199910	COPPER SPRINGS	803	4,098
74199990	OTHER, ARTICLES OF COPPER	189,579	60,492
	<b>TOTAL COPPER AND ARTICLES THEREOF</b>	<b>27,987,408</b>	<b>22,775,399</b>
	<b>NICKEL AND ARTICLES THEREOF</b>		
75012000	NICKEL OXIDE SINTERS & OTHER INTERMEDIATE PRODUCTS OF NICKLE METALLURGY	-	69
75021000	NICKEL, NOT ALLOYED	1,308,982	1,108,427
75022000	NICKEL ALLOYS	12,151	7,627
75040000	NICKEL POWDERS AND FLAKES.	40,622	52,911
75051100	BAR,ROD,PROFILES OF NICKLE NOT ALLOYED	2	15,498
75051200	BAR,ROD,PROFILES OF NICKLE ALLOYED	6,364	11,213
75052100	WIRE OF NICKEL, NOT ALLOYED	2,497	822
75052200	WIRE OF NICKEL, ALLOYED	37,876	20,755
75061000	PLATES,SHEET,STRIPS,FOIL OF NICKEL NOT ALLOYED	89,882	151,951
75062000	PLATES,SHEET,STRIP FOIL OF NICKEL ALLOYED	14,159	86,453
75071100	TUBE&PIPE OF NICKEL NOT ALLOYED	6,146	4,512
75071200	TUBE & PIPE OF NICKEL ALLOYED	93,584	26,374
75072000	TUBE OR PIPE FITTING NICKEL	9,153	27,355
75089010	NICKEL ROTARY PRINTING SCREEN	864,087	883,496
75089090	OTHER NICKLE ROTARY PRINTING SCREEN	34,665	41,649
	<b>TOTAL NICKEL AND ARTICLES THEREOF</b>	<b>2,520,170</b>	<b>2,439,112</b>
	<b>ALUMINIUM AND ARTICLE THEREOF</b>		
76011000	ALUMINIUM, NOT ALLOYED	7,075,513	5,229,259
76012000	ALUMINIUM ALLOYS	2,680,370	1,351,262
76020010	ALUMINIUM W/SCRAP OF AUTO PART	117,265	224,041
76020090	OTHER ALUMINIUM WASTE OR SCRAP	11,518,464	14,474,741
76031000	POWDER OF NON-LAMELLER STRUCTURE	23,418	9,376
76032000	POWDER OF LAMELLAR STRUCTURE FLAKES	81,193	71,544
76041010	BARS,OF ALUMINIUM, NOT ALLOYED	46,110	35,757
76041090	PROFILES OF ALUMINIUM NOT ALLOYED	162,672	71,075
76042100	HOLLOW PROFILES OF ALUMINIUM ALLOYED	37,399	218,177
76042910	BAR ROD OF ALLUMINIUM ALLOYED	135,836	97,730
76042920	ALUM BAR/ROD NOCLOCK BRAZING	1,397	9,609
76042990	PROFILES OF ALUMINIUM ALLOY	205,586	236,171
76051100	ALUMINIUM WIRE NOT ALLOYED MAXIMUM CROSS SECTIONAL DIAMENSIONS >7MM	17,942	7,048
76051900	OTHER ALUMINIUM WIRE NOT ALLOYED	151,733	221,049
76052100	ALUMINIUM WIRE ALLOYED MAXIMUM CROSS SECTIONAL DIAMENSION >7MM	15,235	28,103

## PCT CHAPTER WISE BREAKUP OF IMPORTS

Rs. In Thousands

HSCODE	COMMODITY	Jul-Jun	Jul-Jun
		2018-19	2019-20
	<b>ALUMINIUM AND ARTICLE THEREOF</b>		
76052900	OTHER ALUMINUM WIRE, ALLOYED	308,588	436,931
76061100	RECTANGULAR & SQUARE OF ALUMINIUM NOT ALLOYED	516,465	513,749
76061200	RECTANGULAR/SQUARE ALUMINIUM ALLOYED	2,423,312	2,320,258
76069110	ALUMINIUM SHEET NOT ALLOYS ANODIZED/ POLYURETHENE COATED	105,166	74,474
76069190	OTHER ALUMINIUM SHEET NOT ALLOYED	216,732	107,566
76069210	ALUMINIUM SHEET ANODIZED ALLOYS COATED	289,413	237,860
76069290	OTHER ALUMINIUM SHEET ALLOYS	842,937	533,083
76071100	ALUMINIUM FOIL ROLLED NOT-WORKED/BACKED	4,606,877	4,740,888
76071910	ADHESIVE TAPE	117,441	99,597
76071920	PRINTED ALUM FOIL NOT BACKED	312,025	407,310
76071990	OTHER ADHESIVE TAPE	2,543,739	2,792,177
76072000	ALUMINUM FOIL, BACKED	2,858,694	2,476,382
76081000	TUBE, PIPE OF ALUMINIUM NOT ALLOYED	29,306	39,186
76082000	TUBE, PIPE OF ALUMINIUM ALLOYED	285,993	203,603
76090000	ALUMINIUM TUBE,PIPE FITTINGS (E.G COUPLINGS,EIBOWS,SLEEVES)	16,093	77,653
76101000	DOORS,WINDOW, FRAMS,THRESHOLDS FOR DOORS	1,006,227	448,541
76109000	ALUMINIUM STRUCTURE & PARTS N.E.S.	779,696	1,888,944
76110000	ALUMINIUM RESERVOIRS,TANKS VATS ETC	29,028	820
76121000	COLLAPSIBLE TUBULAR CONTAINERS ALUMINIUM	51,735	34,579
76129020	OVAL CANS OF ALUMINIUM	15,143	27,691
76129030	OTH CANS<=400ML W LOGO/BRAND	862,975	99,612
76129040	ROUND CANS ALUMINIUM DIA>45MM	520,515	504,119
76129090	OTHER DRUMS CANS BOXES ALUMINIUM	125,328	112,378
76130010	AEROSOL CANS WITH VALVES&COVERS OF ALUMINIUM	18,875	50,258
76130090	OTHER ALUMINIUM CONTAINERS FOR COMPRESSED/LIQUEFIED GAS	16,758	48,938
76141000	STANDARD WIRE,CABLE,PLAITED BANDS&LIKE OF ALUMINIUM STEEL CORE	17,580	4,469,514
76149000	OTHER STANDARD WIRE,CABLE,PLAITED BANDS&LIKE OF ALUMINIUM NOT ELECTRICALLY INSUL	4,834,895	10,618,116
76151000	TABLE,KITCH,POT POLISHPAD ALUM	216,434	197,222
76152000	SANITARY WARE&PATS OF ALUMINIUM	18,127	30,084
76161000	NAILS,BOLT,NUT,SCREW ETC ALUMINIUM	10,661	7,804
76169100	CLOTH,GRILL,FENCING & NETTING OF ALUMINIUM WIRE	8,774	9,897
76169910	CASINGS&FORGINGS	144,056	47,582
76169920	ALUMINIUM SLUGS	448,638	533,668
76169930	PENCIL FERRULES	6,168	4,121
76169990	OTHER ARTICLE OF ALUMINIUM	466,939	1,672,136
	<b>TOTAL ALUMINIUM AND ARTICLE THEREOF</b>	<b>47,341,466</b>	<b>58,151,683</b>

## PCT CHAPTER WISE BREAKUP OF IMPORTS

Rs. In Thousands

HSCODE	COMMODITY	Jul-Jun 2018-19	Jul-Jun 2019-20
	<b>LEAD AND ARTICLES THEREOF</b>		
78011000	REFINED UN-WROUGHT LEAD	3,389,675	698,086
78019100	OTHER UN-WROUGHT LEAD CONTAINING BY WEIGHT ANTIMONY	715,677	53,011
78019900	OTHER UN-REFINED LEAD & LEAD ALLOYED	334,083	195,852
78020000	LEAD WASTE AND SCRAP.	76,013	-
78041900	OTHER , LEAD PLATES	6,604	1
78060010	WIRE OF LEAD	16,442	5,207
78060020	LEAD TUBE, PIPE FITTINGS	-	473
78060090	OTHER ARICLES OF LEAD	86,003	103,906
	<b>TOTAL LEAD AND ARTICLES THEREOF</b>	<b>4,624,497</b>	<b>1,056,536</b>
	<b>ZINC AND ARTICLES THEREOF</b>		
79011100	ZINC CONTAINING BY WEIGHT>99.99% NOT ALLOYED	3,326,979	3,454,294
79011200	ZINC CONTAINING BY WEIGHT<99.99% NOT ALLOYED	11,769	-
79012000	ZINC ALLOYS	3,395,375	3,048,733
79031000	ZINC DUST(BLUE POWDER)	25,541	27,844
79039000	OTHER ZINC POWDER AND FLAKES	787	2,772
79040010	ZINC WIRE	64,148	34,879
79040090	OTHER ZINC BARS AND RODS	695	903
79050000	ZINC PLATES,SHEET,STRIP & FOIL	1,771	785
79070010	ZINC SLUGS FOR DRY BATTERY CELL CONTAINERS	188,155	203,974
79070020	ANODES OF ZINC	39,602	5,514
79070090	OTHER, ARTICLES OF ZINC	21,795	4,868
	<b>TOTAL ZINC AND ARTICLES THEREOF</b>	<b>7,076,617</b>	<b>6,784,566</b>
	<b>TIN AND ARTICLES THEREOF</b>		
80011000	TIN, NOT ALLOYED	1,105,196	647,459
80012000	TIN ALLOYS	13,335	8,355
80030000	TIN BAR, ROD, PROFILE AND WIRE	1,963	2,509
80070010	TIN PLAT, SHET,STRIP TH>0.2MM	-	1,073
80070090	OTH ARTICLES OF TIN	1,351	876
	<b>TOTAL TIN AND ARTICLES THEREOF</b>	<b>1,121,845</b>	<b>660,272</b>
	<b>OTHER BASE METALS,CERAMICS,ARTICLES</b>		
81011000	TUNGSTEN POWDERS	434	-
81019400	OTHER UN-WROUGHT TUNGSTEN,BARS&ROADS OBTAINED SIMPLY BY SINTERING	265	189
81019600	OTHER WIRE OF TUNGSTEN	26,030	31,656
81019910	BAR/ROD,PLA,SHET,FOIL TUNGSTEN	786	3,369
81019990	OTH ARTICLES OF TUNGSTEN	27,909	4,722

## PCT CHAPTER WISE BREAKUP OF IMPORTS

Rs. In Thousands

HSCODE	COMMODITY	Jul-Jun 2018-19	Jul-Jun 2019-20
	<b>OTHER BASE METALS,CERAMICS,ARTICLES</b>		
81021000	MOLYBDENUM POWDERS	31	-
81029500	OTHER MOLYBDENUM BAR,ROD,OBTAINED SIMPLY BY SINTERING	1,785	-
81029600	OTHER MOLYBDENUM WIRE	22,447	8,184
81029900	OTHER MOLYBDENUM AND ARTICLES THEREOF	2,308	-
81032000	UNWROUGHT TANTALUM BARS & RODS	-	18
81039000	OTHER TANTALUM & ARTICLES THEREOF	4,769	183
81041100	UNWROUGHT MAGNESIUM BY WEIGHT 99.8%	42,180	62,815
81041900	OTHER ARTICLES UNWROUGHT MAGNESIUM	2,443	8,027
81043000	RASPIGNS,TUMINGS,ETC MAGNESIUM	3,197	25
81049000	OTHER ARTICLES OF MAGNESIUM	253,129	11,406
81052000	COBALT MATTES& OTHER PRODUCTS	194,732	264,126
81059000	OTHER INTERMEDIATE PRODUCTS OF COBALT	2,204	5,037
81060000	BISMUTH & ARTICLES INCLUDING WASTE,SCRAP	-	988
81072000	UNWROUGHT CADMIUM POWDER	15,339	-
81079000	OTHER CADMIUM,WROUGHT & ARTICLES	11,107	292
81082000	UNWROUGHT TITANIUM POWDER	-	45
81089000	OTHER TITANIUM WROUGHT & ARTICLES	46,148	54,782
81092000	UNWROUGHT ZIRCONIUM POWDER	154,653	-
81099000	OTHER ZIRCONIUM AND ARTICLES	28,662	2,645
81101000	UNWROUGHT ANTIMONY POWDER	684,806	302,828
81109000	OTHER ANTIMONY & ARTICLES THEREOF INCLUDING WASTE&SCRAP	42,117	5,902
81110000	MANGANESE & ARTICLES INCLUDING WASTE & SCRAP	26,069	9,744
81121200	BERYLLIUM UNWROUGHT POWDER	208	-
81122100	CHROMIUM UNWROUGHT POWDER	8,768	1,838
81122900	OTHER UNWROUGHT CHROMIUM INCLUDING WASTE	14,862	23,267
81129200	OTH BASE METALS UNWROUGHT,W/S	-	14
81129900	OTHER BASE METAL UNWROUGHT & ARTICLES	245	1,381
81130000	CERMETS & ARTICLE INCLUDING WASTE & SCRAP	1,236	114,430
	<b>TOTAL OTHER BASE METALS,CERAMICS,ARTICLES</b>	<b>1,618,869</b>	<b>917,913</b>
	<b>TOOLS,IMPLEMENTS,CUTLERY,PARTS THEREOF</b>		
82011000	SPADES AND SHOVELS	52,905	39,888
82013000	MATTOCKS, PICKS, HOES & RAKES	627	1,260
82014000	AXES,BILL HOOKS & SIMILAR HEWING TOOLS	2,192	2,730
82015000	SECATEURS & ONE-HANDED PRUNERS AND SHEARS	1,093	795
82016000	HEDGE SHEARS, TWO-HAND PRUNING SHEARS AND SIMILAR TWO HANDED SHEARS	8,378	8,441
82019000	OTHER HAND TOOL AGRICULTURAL,HORTICULTURE OR FORESTRY	10,699	5,458

## PCT CHAPTER WISE BREAKUP OF IMPORTS

Rs. In Thousands

HSCODE	COMMODITY	Jul-Jun	Jul-Jun
		2018-19	2019-20
	<b>TOOLS,IMPLEMENTS,CUTLERY,PARTS THEREOF</b>		
82021000	HAND SAWS	111,187	125,028
82022000	BAND SAW BLADES	46,237	43,017
82023100	CIRCULAR SAW BLADES WITH STEEL	179,784	319,916
82023900	OTHER CIRCULAR SAW BLADES; INCLUDING PARTS	128,712	76,773
82024000	CHAIN SAW BLADES	25,962	29,762
82029100	STRAIGHT SAW BLADES,WORKING METAL	13,133	1,424
82029910	GINSAW BLADE	21,684	2,003
82029990	OTHER SAW BLADES	112,324	111,168
82031000	FILES, RASPS & SIMILAR TOOLS	102,905	87,328
82032000	PILERS,PINCERS,TWEEZERS AND SIMILAR TOOLS	377,105	472,726
82033000	METAL CUTTING SHEARS & SIMILAR TOOLS	11,398	12,067
82034000	PIPE CUTTERS,BOLT CROPPERS,PERFORATING PUNCHES AND SIMILAR TOOLS	56,232	60,964
82041100	NON-ADJUSTABLE HAND OPERATED SPANNERS & WRENCHES	626,594	480,742
82041200	ADJUSTABLE HAND OPERATED SPANNERS & WRENCHES	933,109	372,873
82042000	INTERCHANGEABLE SPANNER SOCKETS WITH OR WITHOUT HANDLES	140,165	94,046
82051000	DRILLING,THREADING OR TAPPING TOOLS	49,103	35,921
82052000	HAMMERS AND SLEDGE HAMMERS	105,280	78,895
82053000	PLANES,CHISELS,GUAGES AND SIMILAR CUTTING TOOLS FOR WORKING WOOD	14,203	16,765
82054000	SCREW DRIVERS	217,722	208,544
82055100	OTHER HAND TOOLS HOUSE-HOLD N.E.S.	160,079	159,315
82055900	OTHER HAND TOOL (GLAZIERS DIAMONDS)	563,009	331,908
82056000	BLOW LAMPS	692	119
82057000	VICES, CLAMPS AND THE LIKE	51,898	71,568
82059000	SETS OF ARTICLES OF TWO/MORE OF FORGOING SUB-HEADING	148,518	38,104
82060010	TOOLS FOR M-CARS H-8703 R-SALE	13,095	16,387
82060020	TOOL FOR VEH H-8701,2,4 R-SALE	18,363	6,036
82060030	OTH TOOLS FOR M-CARS&VEHICLES	59,153	35,221
82060090	OTH TOOLS H-8202,8505 R-SALE	76,213	77,512
82071300	ROCK DRILLING,EARTH BORING TOOLS WITH WORKING PARTS OF CERMETS	117,332	101,055
82071900	OTHER INCLUDING PARTS OF ROCK DRILLING OR EARTH-BORING TOOLS	2,116,232	1,458,219
82072000	DIES FOR DRAWING/EXTRUDING METAL	444,855	251,684
82073000	TOOL FOR PRESSING, STAMPING/PUNCHING	1,772,658	768,283
82074000	TOOLS FOR TRAPPING OR THREADING	40,783	39,226
82075010	TOOL DRILLS OTHER THAN ROCK/PARALLEL OR STRAIGHT SHANK TWIST DRILLS	71,717	36,076
82075090	OTHER TOOL FOR DRILLING OTHER THAN ROCK DRILLING	625,065	468,564
82076000	TOOLS FOR BORING OR BROACHING	53,599	25,685
82077000	TOOLS FOR MILLING	100,156	62,205

## PCT CHAPTER WISE BREAKUP OF IMPORTS

Rs. In Thousands

HSCODE	COMMODITY	Jul-Jun	Jul-Jun
		2018-19	2019-20
	<b>TOOLS,IMPLEMENTS,CUTLERY,PARTS THEREOF</b>		
82078000	TOOLS FOR TURNING	47,733	24,755
82079000	OTHER INTERCHANGEABLE TOOLS	1,136,466	1,239,340
82081000	KNIVES&CUTTING BLADES FOR METAL WORKING	76,336	180,999
82082000	KNIVES CUTTING BLADES FOR WOOD WORKING	28,995	27,547
82083000	KNIVES & CUTTING BLADES FOR KITCHEN APPLIANCES	62,156	50,982
82084000	KNIVES&CUTTING BLADE FOR AGRICULTURAL, HORTICULTURAL OR FORESTRY MACHINES	127,560	165,159
82089010	OTH BLADES/KNIVES PAPER MACH	290,778	332,447
82089020	DIE STEEL CUTTING BLADES	18,577	29,814
82089090	OTH BLADES/KNIVES FOR MACHINE	492,636	342,207
82090000	PLATES STICKS,TIPS AND THE LIKE FOR TOOLS, UNMOUNTED OF CERMET	252,015	134,832
82100000	HAND-OPERATED MECHANICAL APPLIANCES, WEIGHING 10 KG OR LESS	113,491	92,165
82111000	SETS OF ASSORTED ARTICLES	483	411
82119100	TABLE KNIVES HAVING FIX BLADE.	12,721	20,431
82119200	OTHER KNIVES HAVING FIXE BLADES.	118,238	126,233
82119300	KNIVES HAVING OTHER THAN FIX BLADES.	5,793	7,225
82119400	BLADES	4,776	11,314
82119500	HANDLES OF BASE METAL	120	106
82121000	RAZORS	659,266	866,193
82122000	SAFETY RAZOR BLADES,	385,649	288,933
82129000	OTHER PARTS	45,312	32,253
82130000	SCISSORS,TAILOR'S SHEARS & SIMILAR SHEARS AND BLADE	77,518	41,335
82141000	PAPER KNIVES,LETTER OPENERS,ERASING KNIVES, PENCIL SHARPENERS AND BLADES ETC	137,734	64,758
82142000	MANICURE OR PEDICURE SETS AND INSTRUMENTS	27,846	32,970
82149000	OTHER ARTICLES OF CUTLERY .	73,306	38,021
82151000	SETS OF ASSORTED ARTICLE CONTAINING >= 1 ARTICLE PLATED WITH PRECIOUS METAL	800	-
82152000	OTHER SETS OF ASSORTED ARTICLE.	50,488	18,706
82159100	OTHER ASSORTED ARTICLE,NOT INSETS,PLATED WITH PRECIOUS METAL	31	-
82159910	SPOONS	40,650	36,418
82159920	FORKS (CUTLERY)	1,475	1,142
82159990	OTHER ARTICLE OF KITCHEN.	52,346	45,286
	<b>TOTAL TOOLS,IMPLEMENTS,CUTLERY,PARTS THEREOF</b>	<b>14,123,445</b>	<b>10,887,683</b>
	<b>MISC. ARTICLES OF BASE METALS</b>		
83011000	PADLOCKS	778,259	313,822
83012010	DOOR LOCKS VEH-H-8704.3190,11	52,994	56,494
83012090	OTH LOCKS FOR MOTOR VEHICLES	328,843	674,984
83013000	LOCKS FOR FURNITURE	491,900	399,086



## PCT CHAPTER WISE BREAKUP OF IMPORTS

Rs. In Thousands

HSCODE	COMMODITY	Jul-Jun	Jul-Jun
		2018-19	2019-20
	<b>MISC. ARTICLES OF BASE METALS</b>		
83014000	OTHER LOCKS	546,564	495,493
83015000	CLASPS AND FRAMES WITH CLASPS.INCORPORATING LOCKS	1,991	1,295
83016000	PARTS OF LOCKS	906,235	912,942
83017000	KEYS PRESENTED SEPARATELY	21,220	16,709
83021010	HINGES,VEH-H-8704.2299,8703	367	983
83021020	HINGES DOORS VEH,H-8704.2299	590	110
83021030	HINGES OTH FOR MOTOR CARS&VEH	92,752	63,688
83021090	OTH HINGES&FITTINGS FOR FURNI	554,073	588,797
83022000	CASTORS	428,591	407,075
83023010	LATCH ASS-DOORS CARS-H-8703,04	1,647	7,894
83023020	WIN OPEN SYSTEM RACK FOR 87042	391	-
83023090	OTH FITTINGS FOR M-VEHICLES	4,103	11,203
83024100	OTHER MOUNTING,FITTING SUITABLE FOR BUILDING	69,979	30,168
83024200	OTHER MOUNTING,FITING FURNITURES	1,207,549	1,127,865
83024900	OTHER FITTINGS OF BASE METAL N.S.	711,221	835,883
83025000	HAT-RACKS,HAT-PEGS,BRACKET&FIX	33,806	23,761
83026000	AUTOMATIC DOOR CLOSERS	120,825	110,435
83030000	ARMOURED/REINFORCED SAFES, STRONG BOXES AND DOORS ETC OF BASE METAL.	38,513	60,634
83040000	FILING CABINETS,CARD-INDEX CABINET/TRAYS	8,859	8,643
83051000	FITTING FOR LOOSE-LEAF BINDERS	4,021	3,475
83052000	STAPLES IN STRIPS	338,149	208,924
83059000	OTHER, INCLUDING PARTS	153,320	153,113
83061000	BELLS,GONGS ETC.NON ELECTRIC OF BASE METAL	23,602	20,360
83062100	STATUETTES & OTHER ORNAMENTS BASE METAL	38	-
83062900	OTHER; MIRRORS OF BASE METAL	123,948	207,912
83063000	PHOTOGRAPH,PICTURE OR SIMILAR FRAMES; MIRROR	1,592	1,231
83071000	FLEXIBLE TUBING OF IRON/STEEL	272,232	200,635
83079000	FLEXIBLE TUBING OF BASE METAL	279,385	305,831
83081010	HOOKS OF BASE METAL	164,603	434,797
83081020	EYES & EYE LETS OF BASE METAL	214,198	277,883
83082000	TUBULAR OR BIFURCATED RIVET	28,262	23,167
83089010	CLASPS OF BASE METAL	98	180
83089020	BUCKLE OF BASE METAL	169,239	145,667
83089030	FRAME OF HAND BAG ETC OF BASE METAL	3,775	34,692
83089090	OTHER MADE UP ARTICLE OF BASE METAL PART	231,139	177,359
83091000	CROWN CORKS OF BASE METAL	1	382
83099010	ALUM LID CAN OF CARBONAT DRINK	516,556	651,409

## PCT CHAPTER WISE BREAKUP OF IMPORTS

Rs. In Thousands

HSCODE	COMMODITY	Jul-Jun	Jul-Jun
		2018-19	2019-20
	<b>MISC. ARTICLES OF BASE METALS</b>		
83099090	OTHER	667,726	709,312
83100010	NUMB PLATE ASSEMBLY,AGRI-TRACT	159	269
83100020	NUM PLATE ASSEMBLY VEH-H-8711	288	-
83100030	NUM PLATE ASSEMBLY OTH M-VEH	31,737	28,514
83100090	OTH SIGN-PLATES, NAME PLATES	26,545	44,065
83111000	COATED ELECTRODE OF BASE METAL	1,075,103	788,375
83112000	CORED WIRE OF BASE METAL FOR ELECTRIC ARC WELDING	113,432	102,570
83113000	COATED RODS & CORED WIRE OF BASE METAL FOR SOLDERING,BRAZING OR WELDING BY FLAME	189,480	156,843
83119000	OTHER WIRE & RODS AGGLOMERATED OF BASE METAL	388,583	167,189
	<b>TOTAL MISC. ARTICLES OF BASE METALS</b>	<b>11,418,483</b>	<b>10,992,118</b>
	<b>MACHINARY/ COMPONENTS</b>		
84011000	NUCLEAR REACTORS	37,058	-
84013000	FUEL ELEMENT NON-IRRADIATED	-	21,867,279
84014000	PARTS OF NUCLEAR REACTORS	393,829	11,356,852
84021110	WATER TUBE BOILER STEAM PRODUCTION >45 TON BUT <350 TON PER HOUR	9,734	247,110
84021120	WASTE HEAT BOILERS > 45t/HOUR	261,160	-
84021130	HEAT RECOVERY STEAM GENERATORS	3,620,512	3,859,010
84021190	OTHER STEAM & OTHER VAPOUR GENERATING BOILER	10,275,486	11,511,043
84021200	WATER TUBE BOILER STEAM PRODUCTION <45 TON PER HOUR	771,424	333,617
84021910	FIRE TUBE BOILERS	189,847	76,192
84021920	WASTE HEAT BOILER/HYBRID BOILE	1,152	1,250
84021930	HEAT RECO STEAM GENERATORS-VGB	97,808	-
84021990	OTHER VAPOUR GENERATING BOILERS,	258,612	82,828
84022000	SUPER-HEATED WATER BOILERS	1,991	-
84029010	PARTS STEAM / VAPOUR BOILER	673,864	6,001,911
84029020	PART VAPOUR GEN HYB- BOILER	1,038,946	4,053
84029090	OTHER PARTS OF BOILER	569,883	161,919
84031000	BOILERS	53,415	21,171
84039000	PARTS CENTRAL HEATING BOILERS	29,450	17,752
84041000	AUXILIARY PLANT FOR BOILER	338,423	304,743
84042000	CONDENSERS FOR AUXILIARY PLANT	4,037,505	712,388
84049010	PARTS MASHINE SOOT REMOVER	293,701	337,260
84049090	OTH PARTS VAPOUR POWER UNITS	283,733	60,671
84051000	PRODUCER GAS/WATER GAS GENERATORS	243,579	311,895
84059000	PARTS OF PRODUCER GAS/WATER GAS GENERATORS	52,797	24,369
84061000	TURBINES FOR MARINE PROPULSION	-	145

## PCT CHAPTER WISE BREAKUP OF IMPORTS

Rs. In Thousands

HSCODE	COMMODITY	Jul-Jun	Jul-Jun
		2018-19	2019-20
	<b>MACHINERY/ COMPONENTS</b>		
84068100	OTHER TURBINES OF AN OUTPUT EXCEEDING 40 MW	7,414,223	65,724
84068200	OTHER TURBINES OF AN OUTPUT NOT EXCEEDING 40MW	1,511,709	1,185,197
84069000	PARTS OF STEAM TURBINES	11,921,587	9,474,467
84071000	AIRCRAFT ENGINES	3,449,477	1,294,990
84072100	OUTBOARD MOTORS	262,798	214,459
84072900	OTHER ,MARINE & SPARK IGNITION ROTARY ENGINES	1,708	1,218
84073110	RECIPROCA PE 50 CC VEH-H-8711	1,893	494
84073190	OTH RECIPROC PE 50CC-VEH-CH-87	12,472	11,449
84073210	RECIPRO PE 50-250CC VEH-H-8711	7,610	4,996
84073290	OTH RECIPRO PE 50-250CC VEH	1,076,732	913,838
84073310	RPE 250-1000 CC&H- 8703/8704	20,863	43,895
84073390	OTH-RPE- 250-1000 CC VEH CH-87	93,822	108,403
84073400	PISTON ENGINES CAPACITY EXCEEDING 1000 CC	343,777	485,948
84079010	GAS ENGINES	647,990	1,058,094
84079020	ENGINE FOR VEHICLES CH-87	73	3,181
84079090	OTHER ENGINES	767,060	562,181
84081000	MARINE PROPULSION ENGINES	13,200	3,628
84082010	DIESEL ENG,AGRI-TRACTOR H-8701	7,739	144
84082090	OTH DIESEL / SEMI DIESEL ENGIN	1,019,511	1,160,191
84089000	OTHER ENGINES	3,547,462	2,007,437
84091000	PARTS FOR AIRCRAFT ENGINES	9,013	34,761
84099110	RING FOR PISTON OF VEHICLE CHAPTER 87	593,102	476,901
84099120	CYLINDER FOR VEHICLES OF CHAPTER 87	3,751	32,676
84099130	CYLINDER FOR VEHICLES OF CHAPTER 87	602,542	446,163
84099140	CYLINDER HEADS FOR VEHICLES OF CHAPTER 87	14,327,586	8,320,920
84099150	CYLINDER LINER FOR VEHICLES OF CH.87	40,285	41,058
84099191	CNG KITS FOR VEHICLES OF CH-87	37	418
84099192	OTH PART FOR GAS ENG H84079010	1,576,608	1,687,189
84099199	OTH KITS FOR VEHICLES OF CH-8	474,635	305,153
84099910	OTHER RING FOR PISTON VEHICLE CH-87	2,575,988	2,128,482
84099920	OTHER CYLINDER FOR VEHICLES OF CH-87	43,542	7,139
84099930	OTHER CYLINDER BLOCKS FOR VEHICLE CH-87	514,578	260,330
84099940	OTHER CYLINDER HEAD FOR VEHICLES CH-87	79,174	37,088
84099991	CNG KITS FOR VEHICLES OF CH-87	2,472	5,304
84099999	OTH PARTS OF ENGINES	4,514,646	2,629,242
84101100	HYDRAULIC,TURBINE,WATER WHEELS AND REGULATORS THEREFORE OF POWER <1000 KW	65,500	104,234
84101200	HYD.TURBN W/WHEEL1000-10000KW	778,289	223,128

## PCT CHAPTER WISE BREAKUP OF IMPORTS

Rs. In Thousands

HSCODE	COMMODITY	Jul-Jun	Jul-Jun
		2018-19	2019-20
	<b>MACHINARY/ COMPONENTS</b>		
84101300	HYDRAULIC TURBINE,W/WHEE>10000	5,507,306	4,774,766
84109010	PARTS FOR MACH HEAD-8410.1100	79,728	1,727
84109090	OTH PART HYD TURBINE&REGULA	1,161,587	2,283,610
84118100	OTHER GAS TURBINES OF POWER NOT EXCEEDING 5,000KW	5,476,494	1,361,602
84118200	OTHER GAS TURBINES OF POWER EXCEEDING 5,000 KW	3,379,416	3,673,562
84119100	PARTS OF TURBO-JET /PROPELLERS	229	54
84119900	OTHER PARTS OF GAS TURBINES	12,624,169	10,831,766
84121000	REACTION ENGINES OTHER THAN TURBO-JETS	455	1,111
84122100	LINEAR ACTING (CYLINDERS),HYDRAULIC POWER ENGINES & MOTORS	99,823	82,072
84122900	OTHER HYDRAULIC POWER ENGINES & MOTOR	490,843	280,818
84123100	LINEAR ACTING(CYLINDERS),PNEUMATIC POWER ENGINES & MOTORS	107,621	96,159
84123900	OTHER,PNEUMATIC ENGINES & MOTOR	154,648	114,473
84128010	WIND ENGINES (WIND MILLS).	68	383
84128090	OTHER ENGINES AND MOTOR.	33,309	24,861
84129010	PART MAC H-8412.3900,8412.8010	5,300	12,094
84129020	FOR MACHINES OF HEADING 8412.1000,8412.2100, 8412.2900 & 8412.3100	35,331	12,109
84129030	PARTS OF WIND WHEELS	3,988	350
84129040	PARTS OF WIND ENGINES	60,900	1,533
84129050	PARTS OF HOT AIR ENGINES	-	551
84129060	PARTS OF COMPRESSED ARI ENGINE	1,911	24,496
84129090	OTH PARTS OF ENG / MOTORS	957,973	433,897
84131100	PUMPS FOR DISPENSING FUEL/LUBRICANTS	1,649,681	1,419,295
84131910	PUMPS FOR DISPENSING CHEMICALS	225,639	145,552
84131990	OTHER PUMPS FOR DISPENSING CHEMICALS	454,457	257,571
84132000	HAND PUMPS NOT WITH MEASURING DEVICE	36,354	45,793
84133010	DIESEL FUEL INJECTION PUMPS FOR VEHICLES OF CH-87	2,822,438	1,425,770
84133020	OIL PUMP ASSEM VEH H-87019020	19,414	9,342
84133030	OIL PUMP ASSEM M-CARS-H-8703	24,353	27,223
84133040	WA-PUMP ICP ENG M-CAR H-8703,4	60,502	46,065
84133050	W-PUMP ICP ENG VEH H-87019020	930,348	467,338
84133090	OTHER PUMPS FUEL/LUBRICATION/COOLING	585,111	454,566
84134000	CONCRETE PUMP FUEL LUBRICATION	180,741	138,600
84135000	OTHER POSITIVE DISPLACEMENT PUMP	404,145	329,629
84136011	GEARED PUMPS FOR CAR/VEH	5,504	26,024
84136019	OTH GEARED PUMPS	205,391	199,911
84136090	OTH ROTARY POS DISP PUMP	815,758	236,616
84137010	SUBMERSIBLE PUMPS	4,373,073	4,533,055

## PCT CHAPTER WISE BREAKUP OF IMPORTS

Rs. In Thousands

HSCODE	COMMODITY	Jul-Jun	Jul-Jun
		2018-19	2019-20
	<b>MACHINARY/ COMPONENTS</b>		
84137090	OTH CENTRIFUGAL PUMPS	11,742,026	8,486,834
84138100	OTH PUMPS	525,454	937,887
84138200	LIQUID ELEVATORS	102,618	679,773
84139110	STAINLESS STEEL IMPELLERS OF PUMPS	274,868	223,384
84139120	LASER WELDED CHAMBERS FOR PUMP	28,492	76,489
84139130	OTH PARTS GROUT,ETC PUMPS	203,945	506,005
84139140	OTH PART PUMP FILLSTAT/GARAGE	64,622	52,635
84139150	PLUNGER & PUMP PART OF VEH H87	422,986	281,233
84139190	PARTS OF OTHER PUMPS	3,263,855	8,052,343
84139200	PARTS OF LIQUID ELEVATORS PUMPS	14,796	116,150
84141000	VACUUM PUMPS	1,346,303	509,063
84142000	HAND OR FOOT OPERATED AIR PUMPS	158,010	166,834
84143010	COMPRESSOR USED WITH NON CFC/HCFC GASES	26,088,229	21,999,700
84143020	COMPRESSOR OF VEH CH-87	2,295,840	988,038
84143090	OTHER COMPRESSORS USED IN REFRIGERATING EQUIPMENTS	128,478	98,300
84144000	AIR COMPRESSORS MOUNTED ON A WHEELED CHASSIS FOR TOWING	740,598	478,702
84145110	CEILING FAN	60,292	21,382
84145120	PEDESTAL FAN	829,689	4,834
84145130	TABLE FAN	33,699	9,876
84145140	EXHAUST FAN	96,867	85,729
84145190	OTHER FANS WITH SELF CONTAINED ELECTRIC MOTOR OF OUTPUT NOT EXCEEDING 125W	609,542	576,650
84145910	BLOWERS	335,980	132,115
84145990	OTHER FANS	1,320,241	853,494
84146000	HOODS HAVING A MAXIMUM HORIZONTAL SIDE NOT > 120CM	303,716	209,645
84148010	PISTON TYPE AIR COMPRESSORS	336,415	295,227
84148020	SCREW COMPRESSORS	1,784,616	1,865,858
84148030	CNG COMPRESSORS	197	438
84148040	AIR CURTAINS	39,525	33,162
84148051	TURBO CHARGERS FOR CAR	101,089	107,280
84148059	OTHER TURBO CHARGERS	76,329	235,540
84148090	OTH TABLE,FLOOR,WALL,CEILI FAN	2,974,433	5,204,232
84149010	PART MACH H-84141000,8414.3010	200,842	92,707
84149020	PARTS COMPRESSOR REFRI EQUIP	92,210	57,347
84149090	OTHER PARTS OF H-84.14	6,372,005	3,806,778
84151011	WINDOW/WALL TYP AC IN CKD/SKD	3,082	357
84151019	OTH WINDOW/WALL TYPE AC/SPLIT	311,317	149,292
84151021	S-CON AC/SPLIT IN-OUT UT CKD/S	23,430	23,319

## PCT CHAPTER WISE BREAKUP OF IMPORTS

Rs. In Thousands

HSCODE	COMMODITY	Jul-Jun	Jul-Jun
		2018-19	2019-20
	<b>MACHINARY/ COMPONENTS</b>		
84151029	S-CON AC/SPLIT INER-OUTER UNIT	1,360,165	1,210,394
84151031	TROP MPS MUL-SYS UNIT>5T CKD/S	16,019	49,561
84151039	TROPICAL MPS MUL-SYS UNIT>5TON	1,044,700	800,881
84151091	OTH AC MACH MOTOR DRIV FAN C/S	4,413	23
84151099	OTH AC MACH MOTOR DRIVEN FAN	236,584	304,168
84152010	AC MACH FOR MOTOR-CARS H-8703	29,312	8,345
84152090	OTH AC FOR PERSONS USED IN VEH	121,672	279,304
84158110	O-AC INCOR REFR UN VALVE CKD/S	36,685	71,168
84158190	O-AC INCOR REFRI UNIT VALVE-RE	67,716	15,584
84158210	O- AC INCOR REFRIG UNT CKD/SKD	109,483	17,159
84158290	O- AC INCOR REFRIGIRATING UNT	415,389	335,366
84158310	O-AC NOT INCR REFRIG UNT CKD/S	104,093	330,075
84158390	O-AC NOT INCROPO REFRIG UNIT	1,311,938	1,067,869
84159011	EVAPORATOR COATED/ENAM FOR VEH	2,681,558	1,950,156
84159012	EVAPORATORS.FOR VEH-CHAPTER-87	399,971	221,501
84159019	OTH EVAPORATORS	196,642	32,587
84159021	CONDENSORS FOR VEHICLES H87	284,386	174,252
84159029	OTH CONDENSORS	2,794,728	1,756,969
84159030	COVERS INNER BODY AC.MACHINES	3,190,061	2,727,611
84159091	OT AC PART H84152010,20,30,90	1,695,814	1,243,443
84159099	OTH PARTS FOR REFRI/AIRCOND	7,052,864	5,812,736
84161000	FURNACE BURNERS LIQUID FUEL	37,975	6,434
84162000	OTHER FURNACE BURNER INCLUDING COMBINATION BURNERS	245,840	659,287
84163000	MECHANICAL STOKERS GRATES ETC	625,937	384,887
84169000	PART OF BURNERS OTHER ARTICLES OF 7412	167,230	304,479
84171010	KILNS (FURNACE OVEN)	5,356,072	476,468
84171090	OTHER FURNACES AND OVEN	1,815,535	2,601,214
84172000	BAKERY OVENS INCLUDING BISCUIT OVEN	373,873	516,157
84178000	OTHER FURNANCE AND OVENS	1,026,496	251,998
84179000	PARTS OF INDUSTRIAL OR LABORATORY FURNACE	540,878	541,129
84181010	COMB REFRIG-FREEZ W-DOOR CKD/S	792	1,114
84181090	COMBINED REFRIG-FREEZE W-DOORS	568,217	577,013
84182110	REFRIG H-HOLD COMP TYP CKD/SKD	1,380	32,335
84182190	REFRIGES H-HOLD COMPRESS TYPE	220,202	161,301
84182910	OTH REFRIG H.HOLD TYP CKD/SKD	-	17,649
84182990	OTH REFRIGERATOR HOUSHOLD TYP	96,203	8,489
84183010	FREZERS CHEST TYP-800CAP CKD/S	1,283	29,769

## PCT CHAPTER WISE BREAKUP OF IMPORTS

Rs. In Thousands

HSCODE	COMMODITY	Jul-Jun	Jul-Jun
		2018-19	2019-20
	<b>MACHINARY/ COMPONENTS</b>		
84183090	FREEZERS CHEST TYPE-800 I CAPA	49,665	20,091
84184010	FREEZER UPRIGHT TYP-900CAP C/S	4,582	-
84184090	FREEZERS UPRIGHT TYP-900 ICAPA	114,639	44,832
84185000	OTHER REFRIGERATOR/FREEZERS CHEST, CABINET, DISPLAY COUNTERS, SHOW CASES ETC	229,217	196,031
84186100	HEAT PUMPS O/T AIR CONDIT MACH	14,693	26,263
84186910	MILK CHILER ABOVE 3000 LTR CAP	11,477	28,604
84186920	REFRIGERATIN MACH WITH ENGIN	192,899	5,704
84186931	WATER DISPENSER CKD/SKD	241	81
84186939	OTH WATER DISPENSER	73,731	25,304
84186940	REFRIG OUT DOOR CABNIT ELEC	1,048,674	1,030,797
84186990	OTH REFRIGERATIN, FREEZING MACH	4,409,796	5,752,537
84189100	FURNITURE REFRIGERATING/FREEZING EQUIPMENT	20,519	16,112
84189910	EVAPORATORS,	2,679,737	2,777,777
84189920	CONDENSORS,	1,315,345	1,267,283
84189930	PARTS MILK CHILLER MACH > 3000LT	357	4,582
84189990	OTHER PARTS OF REFRIGERATORS/FREEZERS	1,857,856	1,133,045
84191110	INST GAS WATER HEATER N-EL C/S	21,598	54,326
84191190	OTH INST GAS WATER HEATER N-EL	579,467	228,928
84191910	O-INST STRAGE W. HETER N-EL C/S	2,227	136
84191990	O-INST STRAGE WATER HETER N-EL	62,320	64,006
84192000	MEDICAL SURGICAL LABORATORY STERILISERS	639,900	569,341
84193100	DRYERS AGRICULTURAL PRODUCTS	240,708	74,592
84193200	DRYERS FOR WOOD, PAPER PULP, PAPER OR PAPER BOARD	89,754	297,282
84193900	OTHER DRYERS	1,068,500	1,328,793
84194000	DISTILLING RECTIFYING PLANT	147,037	96,548
84195000	HEAT EXCHANGE UNITS	5,928,589	3,393,745
84196010	MIST ELIMINATOR	2,582	12,088
84196090	OTH MACH FOR LIQUIFYING AIR/GA	1,157,623	1,037,433
84198100	OTHER MACHINERY PLANT EQUIPMENT FOR HOT DRINKS/COOKING OR HEATING FOOD	661,233	450,176
84198910	COOLING TOWERS	987,326	641,298
84198990	OTH MACHINES AND PLANTS	19,747,643	31,798,074
84199010	PART DRYERS, AGRI, AIR GAS MACH	40,409	47,685
84199020	PART DRYERS, DISTILLING PLANT	772	23,990
84199090	OTH PARTS MACH, PLANT, LAB EQUIP	2,132,911	1,907,362
84201000	CALENDERING OR OTHER ROLLING MACHINES	172,739	187,680
84209100	CYLINDERS (FOR CALENDERING MACHINE)	27,076	19,222
84209900	OTHER PARTS OF CALENDERING MACHINE	95,640	80,101

## PCT CHAPTER WISE BREAKUP OF IMPORTS

Rs. In Thousands

HSCODE	COMMODITY	Jul-Jun	Jul-Jun
		2018-19	2019-20
	<b>MACHINARY/ COMPONENTS</b>		
84211100	CREAM SEPARATORS	1,534	8,564
84211200	CLOTHES-DRYERS	81,487	14,109
84211900	OTHER CENTRIFUGES INCLUDING DRYER	624,049	468,730
84212100	FILTERING PURIFYING MACHINERY & APPARATUS FOR LIQUIDS	4,824,870	5,249,088
84212200	FILTERING MACHINERY FOR BEVERAGES	40,324	27,862
84212310	OIL FILTER M-VEH H-8703,4,8711	279,710	269,040
84212320	OTH FUEL FILTER VEH H-87019020	2,929	673
84212390	OTH OIL/PETROL FILTERS FOR ENG	822,774	600,991
84212900	OTHER FILTER MACHINERY APPARATUS NES	2,620,984	2,570,787
84213110	INTAKE AIR FILT VEH H-8703,11	47,973	48,731
84213190	OT FILTERING/PURIFYING MAH,GAS	1,167,490	744,225
84213910	FILTER DRIERS USED WITH NON CFC REFRIGERANT GASES	483,640	526,326
84213920	FILTER DRIERS CFC REFRIGERANT GASES	32,234	53,510
84213930	MIST ELEMATOR FILTERING MACHINERY	62,810	40,576
84213940	AIR FILTER FOR PURIFYING GASES	728,022	497,018
84213950	FILTER BAGS FOR GASES	279,644	259,857
84213990	OTHER FILTERING PURIFYING MACHINERY GASES	2,957,528	3,217,519
84219110	PART CREAM SEPARATOR MACH/OTH	327,168	296,227
84219190	OTHER PARTS OF CENTRIFUGES	1,144,371	963,560
84219910	PAR MA H-8412.3910,.3920,.3930	50,367	79,770
84219990	OTH PART PURIFYING MACH L /GAS	2,461,232	1,097,585
84221100	DISH WASHING MACHINE HOUSE TYPE	44,162	55,458
84221900	OTHER DISH WASHING MACHINE OF HOUSEHOLD TYPE	35,382	20,331
84222000	MACHINERY FOR CLEANING OR DRYING BOTTLES OR OTHER CONTAINERS	267,338	98,311
84223000	MACHINERY FOR FILLING/CLOSING/SEALING OR LABELLING BOTTLE	9,699,261	3,972,669
84224000	OTHER PACKING WRAPPING MACHINE	5,282,538	3,956,408
84229010	PARTS DISH WASHING MACHINE	11,738	1,826
84229090	OT PART FILLING/PACK/WARP MACH	2,831,137	2,594,194
84231000	PERSONAL WEIGHING MACHINES	115,299	109,933
84232000	SCALES FOR CONTINUOUS WEIGHING OF GOODS ON CONVEYORS	52,806	41,296
84233000	CONSTANT WEIGHT SCALES/HOPPER	144,410	117,796
84238100	OTHER WEIGHT MACHINERY WITH CAPACITY NOT EXCEEDING 30KG	120,319	87,307
84238200	OTHER WEIGHT MACHINERY >30 BUT <5000 KG CAPACITY	694,768	608,738
84238900	OTHER WEIGHING MACHINERY	418,196	178,657
84239000	WEIGHT MACHINE OF ALL KINDS & PARTS	207,227	429,635
84241000	FIRE EXTINGUISHERS WHETHER OR NOT CHARGED	966,699	320,177
84242010	SPRAY GUNS& APPLI AGRICULTURE	941,513	1,262,606



## PCT CHAPTER WISE BREAKUP OF IMPORTS

Rs. In Thousands

HSCODE	COMMODITY	Jul-Jun	Jul-Jun
		2018-19	2019-20
	<b>MACHINERY/ COMPONENTS</b>		
84242020	SPRAY GUNS/APPL FOR INDUSTRY	229,990	87,594
84242090	OTH SPRAY GUNS & APPLIANCES	640,947	140,793
84243000	STEAM OR SAND BLASTING MACHINES AND SIMILAR JET PROJECTING MACHINES	246,834	155,828
84244100	AGRI PORTABLE SPRAYERS	4,413	48,321
84244900	OTH AGRI/HORTI SPRAYERS	9,061	19,076
84248200	OTH AGRI. & HORTI APPLIANCES	513,367	1,005,743
84248900	OTHER APPLIANCES PROJECTING/DISPERSING/SPRAYING LIQUIDS	2,794,791	1,519,618
84249010	PART MAC H-8424.2010,3000,8100	95,760	101,824
84249090	OTH PART SRAYING/BLASTING MACH	687,278	458,361
84251100	PULLEY TACKLE HOISTS POWERED BY ELECTRIC MOTOR	416,214	300,036
84251900	OTHER PULLEY TACKLE WINCHES & CAPSTANS	207,265	342,608
84253100	OTHER WINCHES,CAPSTANS POWERED BY ELECTRIC MOTOR	201,463	121,552
84253900	OTHER WINCHES CAPSTANS	168,229	1,251,012
84254100	BUILT IN JACKING SYSTEMS OF A TYPE USED IN GARAGES	127,082	85,430
84254200	OTHER JACKS AND HOISTS HYDRAULIC	1,114,975	735,707
84254900	OTHER MECHANICAL HANDING EQUIPMENT	34,746	35,551
84261110	OVER HEAD TRAVELLING CRANES ON FIXED SUPPORT NOT EXCEEDING 400 METRIC TONS	1,234,244	1,811,698
84261190	OTHER OVER HEAD TRAVELLING CRANES ON FIXED SUPPORT	1,830,356	361,084
84261210	MOBILE LIFTING FRAMES ON TYRES AND STRADDLE CARRIERS NOT EXCEEDING 20 T	78,034	5,858
84261290	OTHER MOBILE LIFTING ON TYRES	72,362	566,499
84261910	CRANES UPTO 400 METRIC TON	992,888	3,290,684
84261990	OTHER OVER HEAD TRAVELLING,TRNSPORTER,GANTRY CRANES	3,935,348	262,008
84262000	TOWER CRANES	538,409	1,372,383
84263000	PORTAL OR PEDESTAL JIB CRANES	12,477	58,549
84264100	OTHER MACHINERY SELF PROPELLED ON TYRES	251,011	31,196
84264900	OTHER MACHINERY SELF PROPELLED	358,704	3,298,969
84269100	OTHER MACHINERY DESIGNED FOR MOUNTING ON ROAD VEHICLES	41,927	75,452
84269900	OTHER MACHINERY NOT SELF PROPELLED	216,988	64,935
84271000	SELF PROPELLED TRUCK POWERED BY AN ELECTRIC MOTOR	902,708	689,606
84272010	FORK LIFT TRUCKS OF CAPACITY NOT EXCEEDING 3 TON	730,329	311,354
84272090	OTHER SELF PROPELLED TRUCK	904,765	505,308
84279000	OTHER WORK TRUCK FITTED WITH LIFTING/HANDLING EQUIPMENT	220,017	450,468
84281010	PANSSSENGER LIFT	3,810,978	2,745,909
84281020	OTHER LIFTS AND SKIP HOISTS	156,632	26,657
84282000	PNEUMATIC ELEVATORS & CONVEYORS	283,117	112,278
84283100	ELEVATOR/CONVEYOR SPECIALLY DESIGNED FOR UNDER GROND USE	-	4,454
84283200	OTHER ELEVATOR/CONVEYOR BUCKET TYPE	183,729	71,563

## PCT CHAPTER WISE BREAKUP OF IMPORTS

Rs. In Thousands

HSCODE	COMMODITY	Jul-Jun	Jul-Jun
		2018-19	2019-20
	<b>MACHINERY/ COMPONENTS</b>		
84283300	OTHER ELEVATOR/CONVEYOR BELT TYPE	2,230,241	164,925
84283910	ELEVAT/CONVEYORS-CEMENT PLANT	2,487,761	28,486
84283990	OTH CONVEYORS FOR GOODS/MATERI	1,332,485	1,134,940
84284000	ESCALATORS & MOVING WALKWAYS	825,984	388,660
84286000	TELEFERICS CHAIR-LIFT,SKI DRAGLINES, TRACTION MECHANISMS FOR FURNICULARS	24,039	26,634
84289010	HYDRAULIC LIFT ASS AGR-TRACTOR	-	75
84289090	OTH HYDRAULIC LIFT ASSEMBLY	2,271,946	1,482,663
84291100	TRACK LAYING BULLDOZER/ANGLEDZERS	288,604	1,091,825
84291900	OTHER; BULLDOZERS/ANGLEDZERS/TRACK LAYING	442,763	1,139,563
84292000	GRADERS AND LEVELLERS	339,561	403,630
84293000	SCRAPERS	321	-
84294000	TAMPING MACHINE & ROAD ROLLERS	470,010	209,936
84295100	FRONT-END SHOVEL LOADERS	1,827,713	4,375,008
84295200	MACHINERY WITH A 360 REVOLVING SUPER STRUCTURE	411,916	69,836
84295900	OTHER MECHANICAL SHOVALS,EXCAVATORS AND SHOVAL LOADERS	6,404,497	7,001,368
84301000	PILE-DRIVERS /PILE-EXTRACTORS	100,088	6,921
84302000	SNOW-PLOUGHS AND BLOWERS	-	566
84303100	SELF-PROP COAL ROCK CUTTER	87,519	804,094
84303900	OTHER SELF PROPELLED COAL/ ROCK CUTTER	60,723	886
84304100	OTHER BORING OR SINKING MACHINERY SELF-PROPELLED	584,962	323,176
84304900	OTHER BORING/SINKING MACHINERY NOT SELF PROPELLED	6,468,439	4,864,376
84305000	OTHER MACHINERY SELF PROPELLED	339,863	143,914
84306100	TAMPING OR COMPACTING MACHINERY NOT SELF PROPELLED	62,086	40,873
84306900	OTHER MACHINERY NOTSELF-PROPELLED	137,982	146,457
84311000	PARTS MACHINERY HEADING 84.25	123,857	218,954
84312000	PARTS MACHINERY HEADING 84.27	182,480	121,530
84313100	PARTS OF LIFTS,SKIP HOISTS & ESCALATORS	754,525	747,847
84313900	OTHER PARTS LIFTING/HANDLING/LOADING MACHINERY	1,835,113	1,033,563
84314100	BUCKETS SHOVELS GRABS & GRIPS	22,503	832,483
84314200	BULLDOZER OR ANGLEDZER BLADES	14,280	6,171
84314300	PARTS FOR BORING/SINKING MACHINERY OF SUBHEADING 8430.41 OR 8430.49	4,190,871	3,378,322
84314900	PART MACHINERY HEADING 84.26,84.29-30	5,295,864	4,490,312
84321010	CHISEL PLOUGHS	351	3,848
84321090	OTHER PLOUGHS	3,415	1,029
84322100	DISC HARROWS	18,243	21,482
84322910	CULTIVATORS	6,084	12,589
84322990	OTHER CULTIVATORS	8,250	2,789

## PCT CHAPTER WISE BREAKUP OF IMPORTS

Rs. In Thousands

HSCODE	COMMODITY	Jul-Jun	Jul-Jun
		2018-19	2019-20
	<b>MACHINERY/ COMPONENTS</b>		
84323100	NO-TILL SEEDER,PLANTER,TRANS	19,360	70,298
84323900	OTH PLANTERS & TRANSPLANTERS	72,959	195,575
84324100	MANURE SPREADERS	29,525	1,558
84324200	FERTILISER DISTRIBUTORS	2,763	308
84328010	ROTAVATORS	8,272	166,605
84328090	OTHER ROTAVATORS	735,678	498,936
84329000	PARTS AGRICULTURAL,HORTICULTURAL MACHINERY	407,886	466,722
84331100	LAWN MOVERS FOR PARKS/SPORTS GROUND	15,283	17,841
84331900	OTHER MOVER FOR LAWN PARKS SPORTS GROUNDS	15,782	180,099
84332000	OTHER MOWERS INCLUDING CUTTER BARS FOR TRACTOR MOUNTING	23,067	22,705
84333000	OTHER HAY MAKING MACHINERY	14,764	4,318
84334000	STRAW OR FODDER BALER INCLUDING PICK-UP BALER	186,143	239,055
84335100	COMBINE HARVESTER-THRESHERS	1,998,279	2,168,558
84335200	OTHER THRESHING MACHINERY	10,770	7,495
84335300	ROOT/TUBE HARVESTING MACHINES	3,551	5,232
84335900	OTHER HARVESTING MACHINES	1,428,407	1,154,449
84336000	MACHINES FOR CLEANING,SORTING OR GRADING EGGS,FRUIT,OTHER AGRICULTURAL PRODUCE	505,575	105,652
84339000	PARTS; MACHINES FOR CLEANING/SORTING OR GRADING EGGS ETC	174,939	246,545
84341000	MILKING MACHINES	106,371	134,558
84342000	DAIRY MACHINERY	57,198	177,697
84349000	PARTS OF MILKING/DAIRY MACHINERY	87,368	88,852
84351010	MACH FOR BEVERAGE MANUFACT	105,816	493
84351090	OTH MACH FOR BEVERAGE MANF	3,637	171,385
84359000	PART OF JUICE EXTRACTING MACHINERY	17,357	1,172
84361000	MACHINERY FOR PREPARING ANIMAL FEEDING STUFFS	1,375,353	618,841
84362100	POULTRY INCUBATORS & BROODERS	767,618	1,084,254
84362900	OTHER POULTRY KEEPING MACHINERY	4,961,112	1,660,077
84368000	OTHER MACHINERY	21,351	6,143
84369100	PARTS POULTRY KEEPING MACHINERY OR POULTRY INCUBATORS AND BROODERS	86,449	27,603
84369900	OTHER PART OF AGRICULTURAL/HORTICULTURAL MACHINERY	226,887	216,034
84371000	MACHINES FOR CLEANING,SORTING OR GRADING SEED, GRAIN,DRIED LEGUMINOUS VEGETABLES	1,023,319	1,584,540
84378000	OTHER MACHINERY	1,151,808	1,980,280
84379000	PARTS OF MACHINE USE IN MILLING INDUSTRY	552,636	631,051
84381000	BAKERY MACHINERY&MANUFACTURING MACARONI, SPAGHETTI	2,244,894	1,733,940
84382000	MACHINERY FOR MANUFACTURE OF CONFECTIONERY, COCOA OR CHOCOLATE	1,078,551	787,963
84383010	CRSUHERS FOR SUGARCANE	1,228	357
84383090	OTH MACH FOR SUGAR MANF	55,058	13,178

## PCT CHAPTER WISE BREAKUP OF IMPORTS

Rs. In Thousands

HSCODE	COMMODITY	Jul-Jun	Jul-Jun
		2018-19	2019-20
	<b>MACHINARY/ COMPONENTS</b>		
84384000	BREWERY MACHINERY	149	1,248
84385000	MACHINERY FOR PREPARATION OF MEAT/POULTRY	310,319	752,876
84386000	MACHINES FOR PREPERATION OFFRUITS/NUTS/ VEGETABLES.	439,852	341,875
84388010	OTH MACH FOR CEREAL FOOD MANF	16,056	8,038
84388020	OTH MACH FOR FISH PREPARATION	48,638	35,630
84388090	OTH MACHINERY OF OTH	1,545,170	2,402,182
84389010	PARTS OF MACHINES OF HEADING 8438.3000 & 8438.4000	24,660	2,212
84389090	OTH PART FOOD/DRINK MAKE MACH	660,222	563,610
84391000	MACHINERY FOR MAKING PULP OF FIBROUS CELLULOSIC MATERIAL	149,320	176,889
84392000	MACHINERY FOR MAKING PAPER OR PAPER BOARD	325,406	796,297
84393000	MACHINERY FOR FINISHING PAPER OR PAPER BOARD	535,889	439,627
84399100	PARTS OF MACHINERY FOR MAKING PULP OF FIBROUS CELLULOUS MATERIAL	146,536	48,091
84399900	OTHER PARTS OF MACHINERY PAPER OR PAPER BOARD	1,047,215	421,470
84401000	BOOK BINDING MACHINERY INCLUDING BOOK SEWING MACHINES	89,510	82,895
84409000	PARTS OF BOOK BINDING MACHINERY	1,090	4,357
84411000	CUTTING MACHINES	974,249	1,027,798
84412000	MACHINES MAKING BAGS,SACKS/ENVELOPES	50,094	837,547
84413000	MACHINES MAKING CARTONS,BOXES,TUBES ETC	92,756	67,850
84414000	MACHINES MOULDING ARTICLE PAPER PULP,PAPER OR PAPER BOARD	241,923	174,369
84418000	OTHER MACHINES FOR MAKING PAPER&PAPER BOARD	470,635	517,318
84419010	PART MAC H-8441.1000,8441.4000	91,415	63,864
84419090	OTH PART PULP/PAPRE MKING MACH	181,794	227,796
84423000	OTHER MACHINERY APPARATUS & EQUIPMENT	130,204	33,594
84424000	PARTS BOOK BINDING MACHINERY	33,398	28,479
84425000	PRINT TYPE BLOCK PLATE L/GRAPH	204,267	152,568
84431100	OFF SET PRINTING MACHINERY REEL-FED	25,078	36,784
84431200	SHEET FED, OFFICE TYPE	8,235	22,230
84431300	OTH OFFSET PRINTING MACHINERY	2,579,469	1,522,546
84431400	LETTERPRESS PRI-MACH REEL FED	43,074	45,657
84431500	LT-PRESS P-MACH O/T R-FED,FLEX	26,224	-
84431600	FLEXOGRAPHIC PRINTING MACHIN	994,835	712,942
84431700	GRAVURE PRINTING MACHINERY	834,036	302,424
84431910	HOT STAMPING MACHINES	1,262,980	35,680
84431920	LABEL PRINTING /EMPOSSING MACH	77,844	248,425
84431930	OTH FLAT BED PRINTING PRESSES	16,436	7,620
84431940	OTH PROOF PRESSES	190	-
84431951	PRINT/DES MACH ON COTTON TEX.	4,228,345	5,661,280

## PCT CHAPTER WISE BREAKUP OF IMPORTS

Rs. In Thousands

HSCODE	COMMODITY	Jul-Jun	Jul-Jun
		2018-19	2019-20
	<b>MACHINARY/ COMPONENTS</b>		
84431959	OTH PRINT/DESIGN MACH	15,530	71,977
84431990	OTH MACH PRINT REPETITIVE WORD	774,821	872,979
84433100	FAXPRINTERS & COPIERS COMBINED	743,557	721,054
84433210	DOT MATRIX PRINTER FOR DP MACH	141,897	147,782
84433220	INK JET PRINTER FOR DP MACHINE	471,995	429,077
84433230	LASER JET PRINTERS	933,778	1,007,529
84433240	LINE PRINTER	4,579	3,120
84433260	FACSIMILE MACHINE	8,888	7,086
84433290	O-MACH CAPABLE TO CONNECT DPM	403,779	270,710
84433910	PHOTOCOPYING APPA FOR DP MACH	747,986	626,736
84433990	OTH PHOTOCOPYING APPARATUS	424,311	413,051
84439100	PART P-MACH PRINT BY PLATE/CYL	431,338	407,002
84439910	AUTOMATIC DOC FEEDER OF COPIER	2,148	9,385
84439920	OT PAPER FEEDER OF PHOTOCOPIER	2,162	7,324
84439940	OTH PARTS OF PHOTOCOPIER	124,772	98,421
84439950	TONER, INK CART OF COMP PRINTER	350,154	486,122
84439990	OTH PARTS OF HEAD 84.42	1,054,670	1,388,909
84440000	MACHINES FOR EXTRUDING, CUTTING MAN MADE TEXTILE MATERIAL	506,324	761,000
84451100	CARDING MACHINES	3,589,488	4,486,573
84451200	COMBING MACHINES	741,583	1,159,665
84451300	DRAWING /ROVING MACHINES	3,070,766	4,233,316
84451910	OTH BLOW ROOM MACHINERY	1,623,760	2,465,938
84451990	OTH MACH PREPARING TEXT FIBRES	359,626	194,587
84452000	TEXTILE SPINNING MACHINES	11,178,081	10,520,923
84453000	TEXTILE DOUBLING OR TWISTING MACHINES	1,467,397	896,479
84454010	WEFT WINDING MACHINE	585,902	603,788
84454020	CONE/BOBBIN WINDING MACHINES	1,610,569	2,611,147
84454030	REELING MACHINES	2,946	279
84454090	OTHER TEXTILE WINDING MACHINE	2,723,825	1,416,081
84459000	OTHER MACHINERY, TEXTILE FIBRE	4,117,841	2,563,591
84461000	WEAVING MACHINES FABRICS WIDTH NOT > 30 CM	16,755	72,962
84462100	POWER LOOM FOR WEAVING FABRICS OF WIDTH EXCEEDING 30CM, SHUTTLE TYPE	35,197	41,381
84462900	OTHER MACHINES (LOOMS)	599,499	893,211
84463000	WEAVING MACHINES FABRIC OF WIDTH > 30CM SHUTTLELESS TYPE	9,028,423	6,446,081
84471100	CYLINDER DIAMETER NOT EXCEEDING 165 MM	2,097,217	574,340
84471200	CYLINDER DIAMETER EXCEEDING 165 MM	1,183,991	620,492
84472000	FLAT KNITTING MACHINES, STITCH-BONDING MACHINES	558,311	210,313

## PCT CHAPTER WISE BREAKUP OF IMPORTS

Rs. In Thousands

HSCODE	COMMODITY	Jul-Jun	Jul-Jun
		2018-19	2019-20
	<b>MACHINARY/ COMPONENTS</b>		
84479010	MULTI HEAD EMBROIDERY MACHINES	5,511,182	2,802,421
84479090	OTH CIRCULAR KNITTING MACHING	670,077	594,681
84481100	DOBBIES JACQUARD,COPYING,PUNCHING OR ASSEMBLING MACHINES ETC	438,546	671,914
84481900	OTHER AUXILARY MACHINES HD 84.44-47	1,472,646	1,920,289
84482000	PARTS&ACCESORIES MACHINES OF HEADING 84.44 OR OF THEIR AUXILIARY MACHINERY	171,955	275,381
84483110	TOPS & FLATS CARD CLOTHING	822,499	900,407
84483190	OTHER CARD CLOTHING	825,632	844,914
84483200	PART ACCESORY MACHINES TEXTILE FIBRE	93,895	68,454
84483310	SPINDLE FLYER RING TRAVLLERS	861,350	920,873
84483320	SPINDLES TEXTILE MACHINES	460,833	461,472
84483330	SPINNING RINGS	354,877	319,216
84483900	OTHER PARTS&ACCESSORIES 84.45	2,255,375	2,112,880
84484210	REEDS FOR LOOMS	97,425	69,949
84484290	OTHER HEALDS & HEALDS FRAME	117,290	122,156
84484910	SHUTTLES	2,395	14,138
84484990	OTH PART ACCESSORIES WEAV MACH	895,874	764,625
84485100	SINKERS NEEDLES & OTHER ARTICLES	315,145	319,860
84485900	OTHER PART ACCESSORY MACHINES HEAD 84.47	348,916	297,114
84490000	MACHINERY FOR MANUFACTURING OR FINISHING OF FELT OR NON WOVENS	277,200	1,081,831
84501110	WASH MACH FUL-AUT NOT>10KG C/S	231,200	142,039
84501190	OTH WASHIN MACH FUL-AUT NOT>10	474,528	264,312
84501210	O-MAC BUILT-CENTRIF DRIER C/SK	13,372	-
84501290	O-MACH BUILT-CENTRIFUGAL DRIER	26,539	6,567
84501919	OTH WASH MACH SEMI AUTO<10KG	119,501	9,719
84501999	O-MACH DRY LINE CAPA -NOT>10KG	40,017	2,943
84502010	MACH DRY LINE CAP>10KG CKD/SKD	11,241	17,837
84502090	MACHINE DRY LINE CAP EXCE10KG	48,095	74,325
84509000	PARTS FOR HOUSE HOLD OR LAUNDRY TYPE WASHING MACHINE	769,655	1,262,901
84511000	DRY-CLEANING MACHINES	403,908	67,926
84512100	DRY LINEN CAPACITY NO EXCEEDING 10KG	-	407
84512900	OTHER DRYING MACHINES	1,125,746	709,494
84513000	IRONING MACHINES & PRESSES(INCLUDING FUSING PRESSES)	237,364	150,164
84514010	WASHING MACHINE (INDUSTRIAL)	1,540,148	1,339,255
84514020	BLEACHING MACHINE	536,299	862,573
84514030	DYEING MACHINE	2,952,119	3,245,568
84515000	MACHINES FOR REELING UNREELING FOLDING ETC	622,656	934,684
84518010	COATING OR LAMINATING MACHINES	146,752	80,842

## PCT CHAPTER WISE BREAKUP OF IMPORTS

Rs. In Thousands

HSCODE	COMMODITY	Jul-Jun	Jul-Jun
		2018-19	2019-20
	<b>MACHINARY/ COMPONENTS</b>		
84518020	FLOCKING MACHINES	23,867	7,166
84518030	DRESSING AND FINISHING MACHINE	298,611	161,360
84518040	MERCERIZING MACHINE	780,426	789,259
84518050	SANFORIZING MACHINES	120,076	26,915
84518060	STENTERING MACHINES	811,743	1,742,137
84518070	SHRINKING MACHINES	230,508	77,375
84518090	OTHER MACHINES FOR WRINGLING/PASTING	2,881,622	3,360,128
84519000	PARTS FOR DRY CLEAN/DYEING MACHINES	513,941	444,553
84521010	SEWING MACHINES HOUSE-HOLD MACHINES CKD/SKD CONDITION	134	952
84521090	OTHER SEWING MACHINES HOUSEHOLD TYPE	150,414	65,577
84522100	AUTOMATIC UNITS SEWING MACHINE	476,112	264,570
84522900	OTHER SWING MACHINES INDUSTRIAL	5,252,569	3,372,086
84523000	SEWING MACHINE NEEDLES	211,734	217,058
84529020	FURNITURE,BASES COVER SEWI MAC	46,742	40,318
84529030	PARTS OF MACH-HEAD 8452.1090	64,657	19,810
84529090	OTH PARTS OTH SEWING MACHINE	391,230	434,605
84531000	MACHINES FOR PREPARING,TANNING OR WORKING HIDE,SKIN OR LEATHER	299,798	118,641
84532000	MACHINERY FOR MAKING/REPAIRING FOOTWEAR	440,987	429,901
84538000	OTHER MACHINES FOR REPAIRING HIDES-SKINS/LEATHER	42,395	76,592
84539000	PARTS OF MACHINE,TANNING,FOOTWEAR	144,691	141,184
84541000	CONVERTERS	1,601	9,574
84542000	INGOT MOULDS & LADLES	57,313	22,453
84543000	CASTING MACHINES	1,441,292	1,146,031
84549000	PARTS OF CONVERTERS LADLES ETC	297,375	221,363
84551000	TUBE MILLS	344,611	96,734
84552100	HOT OR COMBINATION HOT&COLD ROLLING MILLS	1,779,342	2,078,440
84552200	COLD, ROLLING MILLS	2,676,168	393,293
84553010	CAST IRON ROLLS OF DIAMETER NOT>91.44CM	51,147	25,385
84553090	OTHER ROLLS FOR ROLLING MILLS	1,582,437	728,942
84559000	OTHER PARTS METAL ROLLING MILLS	450,328	286,045
84561110	MACH OPERATED BY LASER	97,627	15,203
84561190	OTH MACH OPERATED BY LASER	422,547	371,124
84561210	MACH OPERATED BY PHOTON BEAM	6,798	-
84561290	OTH MACH OPER BY PHOTON BEAM	59,085	29,234
84562010	MACH FOR DRY-ETCHING PATTERNS	712	-
84562020	APP STRIPPING SEMICONDUCT WAFER	-	166
84562090	O-MACH OPERAE ULTRASONIC PROCE	15,974	46,015

## PCT CHAPTER WISE BREAKUP OF IMPORTS

Rs. In Thousands

HSCODE	COMMODITY	Jul-Jun	Jul-Jun
		2018-19	2019-20
	<b>MACHINARY/ COMPONENTS</b>		
84563000	MACHINE TOOLS WORKING BY ELECTRO DISCHARGE PROCESSES	83,857	22,308
84564000	MA OPER BY PLASMA ARC PROCESS	13,986	7,430
84565000	WATER-JET CUTTING MACHINES	475	9,166
84569000	O-MAC TOOL REMOV MATE BY LASER	165,157	135,036
84571000	MACHINING CENTRE FOR WORKING METAL	1,390,263	521,448
84572000	UNIT CONSTRUCTION MACHINES METAL	3,823	1,189
84573000	MULTI STATION TRANSFER MACHINES WORKING METAL	15,499	13,535
84581100	HORIZONTAL LATHES NUMERICALLY CONTROLLED	185,249	251,824
84581900	OTHER, HORIZONTAL LATHES	421,098	240,961
84589100	OTHER LATHES NUMERICALLY CONTROLLED	124,512	94,637
84589900	OTHER LATHES REMOVING METALS	215,513	118,232
84591000	WAY TYPE UNIT HEAD MACHINES	44,972	28,227
84592100	OTHER DRILLING MACHINES NUMERICALLY CONTROLLED	41,796	20,018
84592910	DRILLING MACHINES CAPACITY UPTO 62MM IN CAST IRON& 50MM IN STEEL	19,891	16,067
84592990	OTHER DRILLING MACHINES	201,512	147,599
84593100	OTHER BORING/DRILLING MACHINES NUMERICALLY CONTROLLED	31,794	221,509
84593910	VERTICAL BORING,MILLING MACHINES CAPACITY 25MM	341	2,390
84593990	OTHER BOARING-MILLING MACHINES	112,670	17,936
84594100	OTH BROING MACH NUMERICAL CONT	23,486	10,107
84594900	OTHER BORING MACHINES	12,151	50,611
84595100	MILLING MACHINES KNEE TYPE NUMERICALLY CONTROLLED	6,857	7,590
84595910	HORIZONTAL,VERTICAL OR UNIVERSAL VERSIONS MILLING MACHINES	7,367	24,975
84595990	OTHER MILLING MACHINES KNEES TYPE	45,193	61,694
84596100	OTHER MILLING MACHINES NUMERICALLY CONTROLLED	86,612	16,892
84596910	VERTICAL TURRET MILLING MACHINES	40,250	39,581
84596920	UNIVERSAL ENGRAVING MACHINE WITH CLAMPING AREA 500X200MM	170	77
84596990	OTHER MILLING MACHINES	120,452	98,794
84597010	OTHER THREADING/TAPPING MACHINES NUMERICALLY CONTROLLED	7,242	1,696
84597090	OTHER THREADING/TAPPING MACHINES	50,782	32,987
84601200	F.SURFACE GRIND MACH NUM CONTR	840	4,796
84601900	FLAT SURFACE GRINDING MACHINES NOT NUMERICALLY CONTROLLED	102,848	36,847
84602300	CYLINDRICAL GRI MAC, NUM CNT	13,912	2,126
84602400	OTH GRIND MACH NUMERICAL CONTR	11,881	-
84602900	GRINDING MACHINES ACCURACY AT LEAST 0.01MM	288,807	63,565
84603100	SHARPENING MACHINES NUMERICALLY CONTROLLED	32,414	-
84603900	OTHER SHARPENING MACHINES NUMERICALLY CONTROLLED	14,854	14,194
84604000	HONING OR LAPPING MACHINES	69,976	11,513



## PCT CHAPTER WISE BREAKUP OF IMPORTS

Rs. In Thousands

HSCODE	COMMODITY	Jul-Jun	Jul-Jun
		2018-19	2019-20
	<b>MACHINARY/ COMPONENTS</b>		
84609010	BENCH TYPE GRINDING MACHINE	11,659	12,876
84609090	MACHINE TOOLS FOR DEBURRING/POLISHING	115,057	42,664
84612010	SHAPING MACHINES STROKE UPTO 45 CM	7,620	6,013
84612090	OTHER SHAPING/SLOTTING MCHINES	25,068	9,482
84613000	BROACHING MACHINES	18,044	53,559
84614000	GEAR CUTTING,GRINDING/GEAR FINISHING MACHINES	74,705	69,664
84615010	HIGH SPEED HACKSAW MACHINES DIAMETER 17.5CM, BLADES OF LENGTH NOT>45CM	27,310	16,912
84615090	SAWING OR CUTTING OFF MACHINES	281,475	551,091
84619000	MACHINES TOOLS FOR METAL WORKING	71,705	120,870
84621010	FORGING NON-ALIE STAMPING MACHINE & HAMMERS	180,861	35,711
84621090	OTHER FORGING/DIE STAMPING MACHINES & HAMMERING	1,497,126	280,089
84622100	BEND,FOLD,ETC MACHINES NUMERICALLY CONTROLLED	219,746	64,920
84622900	NON NUMERICALLY CONTROLLED BENDING,FOLDING MACHINES	410,535	260,800
84623100	SHEARING MACHINES NUMERICALLY CONTROLLED	62,379	113,092
84623900	OTHER SHEARING MACHINES NOT NUMERICALLY CONTROLLED	82,853	53,718
84624100	PUNCHING/NOTCHING MACHINES NUMERICALLY CONTROLLED	98,249	159,756
84624900	OTHER PUNCHING/NOTCHING MACHINES INCLUDING SHEARING	323,017	343,917
84629110	HYDRAULIC PRESSES OF PRESSURE < 60.963 MT	440,507	7,055
84629190	OTHER, HYDRAULIC PRESSES	444,768	299,511
84629900	OTHER PRESSES FOR WORKING METAL	761,388	426,141
84631000	DRAW-BENCH FOR BARS,TUBES WIRE	250,865	26,483
84632000	THREADING ROLLING MACHINES	43,277	32,506
84633000	MACHINES FOR WORKING WIRE	164,486	123,870
84639000	OTHER MACHINE TOOL WORKING METALS	323,897	112,332
84641000	SAWING MACHINES	60,461	37,268
84642010	GRINDING MACHINES	62,904	145,683
84642090	POLISHING MACHINES	87,210	115,486
84649000	OTHER MACHINE TOOLS WORKING STONE/CERAMICS/CONCRETE	418,856	6,499,671
84651000	MACHINE FOR MECHANIC OPERATION	10,835	991
84652000	MACHINING CENTRES	1,114	37,661
84659110	HACKSAW MACHINE BLADES < 45.7CM	3,631	2,564
84659190	OTHER, SAWING MACHINES	58,726	215,464
84659200	PLAN MILL MOULD MACHINE	15,217	236,037
84659300	GRINDING SANDING POLISHING MACHINES	128,372	48,398
84659400	BENDING OR ASSEMBLING MACHINES	38,929	23,585
84659500	DRILLING OR MORTICING MACHINES	3,868	21,225
84659600	SPLIT SLICING PARING MACHINE	34,329	36,765

## PCT CHAPTER WISE BREAKUP OF IMPORTS

Rs. In Thousands

HSCODE	COMMODITY	Jul-Jun	Jul-Jun
		2018-19	2019-20
	<b>MACHINARY/ COMPONENTS</b>		
84659900	OTHER MACHINE TOOLS FOR WOOD ,CORK, ETC	268,979	436,145
84661000	TOOL HOLDERS SELF OPENING DIE HEADS	43,481	21,710
84662000	WORK HOLDERS	12,756	38,568
84663000	DIVIDING HEAD OTHER SPECIAL ATTACHMENT FOR MACHINE TOOLS	6,089	7,129
84669100	PART/ACCESSORIES MACHINE TOOLS W/STON ETC	37,535	37,447
84669200	PART/ACCESSORIES MACHINE TOOL W/WOOD ETC	99,748	139,395
84669310	PART MAC H-8458,8459,8460,8461	25,008	17,211
84669390	OTH PART MACHINE H-8456TO 8461	229,955	162,700
84669410	PAR H-8462.1090,.9110,84659110	86,066	13,598
84669490	OTH PARTS MACH H- 8456 TO 8465	292,007	142,206
84671100	TOOL WORKING ROTARY TYP PNEUMATIC	19,814	13,055
84671900	TOOL WORKING OTHER TYPE PNEUMATIC	138,373	108,665
84672100	DRILLS OF ALL KINDS	333,602	237,829
84672200	SAWS SELF CONTAINED ELECTRIC-MOTOR	53,856	33,967
84672900	OTHER TOOL WITH ELECTRIC MOTOR	827,452	569,430
84678100	OTHER TOOL WORKING FOR CHAIN SAW	60,570	79,196
84678900	OTHER TOOL WORKING IN HAND	903,329	97,004
84679100	PARTS OF CHAIN SAWS	51,433	95,705
84679200	PARTS OF PNEUMATIC TOOLS	27,972	22,465
84679900	OTHER PART TOOL WORKING IN THE HAND	194,262	237,862
84681000	HAND HELD BLOW PIPES	1,297	1,166
84682000	OTHER GAS-OPERATED MACHINERY APPARATUS	72,410	15,835
84688000	OTHER MACHINERY AND APPARATUS	65,384	145,908
84689000	OTHER PART GAS OPERATED MACHINERY APPARATUS	64,893	45,468
84701000	ELECTRONIC CALCULATOR WITH OUT POWER	385,588	330,834
84702100	OTHER ELECTRONIC CALCULATOR MACHINE PRINTING-DEVICE	83	34
84702900	OTHER ELECTRONIC CALCULATING MACHININE	1,437	2,232
84703000	OTHER CALCULATING MACHINES	1,668	2,149
84705000	CASH REGISTERS	155,045	226,075
84709000	OTHER POSTAGE,TICKET ISSUE MACHINES	251,787	329,497
84713010	LAPTOP COMPUTERS,NOTEBOOKS	13,857,061	11,075,772
84713020	PERSONAL COMPUTERS(PCS)	15,322,213	16,668,657
84713090	OTHER PORTABLE COMPUTER <10 KG	1,112,991	902,146
84714110	DIGITAL AUTOMATIC DATA PROCESSING MACHINES	4,145	15,985
84714120	LARGE OR MAIN FRAME COMPUTERS	645	11,539
84714190	DATA PROCESSING MACHINES OTHER THAN MAIN FRAMES	262,954	169,045
84714900	OTH DP MACH IN FORM OF SYSTEM	1,871,790	289,266

## PCT CHAPTER WISE BREAKUP OF IMPORTS

Rs. In Thousands

HSCODE	COMMODITY	Jul-Jun	Jul-Jun
		2018-19	2019-20
	<b>MACHINERY/ COMPONENTS</b>		
84715000	DIGITAL PROCESSING UNIT OTHER THAN THOSE OF SUBHEADING 8471.41-42	7,850,058	14,070,502
84716010	KEY BOARDS	141,778	141,513
84716020	MOUSE & OTHER PRINTING DEVICES	158,067	116,651
84716030	DOT MATRIX. PRINTER	1,915,008	1,032,626
84716090	OTHER, INPUT OUTPUT UNITS	305,783	371,392
84717010	FLOPPY DRIVE	71	773
84717020	HARD DISK DRIVE	1,074,917	848,056
84717030	TAPE DRIVE	73,399	63,821
84717040	OPTICAL DISK DRIVE,INCLUDING CD-ROM&DVD Drive	10,820	4,121
84717050	OPTICAL&TAPE AUTO LOADER&LIBRARIES/JUKE-BOX	5,780	8,484
84717060	REMOVEABLE DISC DRIVES	8,260	2,360
84717090	OTHER STORAGE UNIT	426,730	707,691
84718010	NETWORKING EQUIPMENTS	2,656	2,309
84718090	OTHER UNITS AUTO DATA PROCESSING MACHINES	735,417	465,828
84719010	CONTROL UNITS	192,531	27,841
84719020	MUTLIMEDIA KITS FOR PCS,SPEAKER	7,217	246
84719090	OTHER DATA PROCESSING EQUIPMENTS	437,403	304,832
84721000	DUPLICATING MACHINES	3,399	2,398
84723000	SORTING/FOLDING/AFFIXING MACHINES	5,568	13,969
84729010	AUTOMATED TELLER MACHINES(ATM)	1,493,074	1,303,603
84729090	OTHER OFFICE MACHINES	1,140,320	909,846
84732100	PARTS/ACCESSORIES CALCULATING MACHINES OF SUBHEADING 8470.10,8470.21 OR 8470.29	118	120
84732900	OTH PARTS/ACCESSORIES ELECTRONIC CALCULATING MACHINES	17,216	19,679
84733010	CASING COMPUTER WITH POWER SUPPLY	80,103	41,734
84733020	TONER, INK CARTRIDGE FOR COMPUTER	6,484	8,729
84733090	OTHER PARTS/ACCESSORIES MACHINES HEADING 84.71	2,004,609	1,778,946
84734000	PARTS/ACCESSORIES MACHINE HEAD 84.72	481,126	500,810
84735000	PARTS/ACCESSORIES MACHINE HEADING 84.69-84.72	16,982	10,376
84741010	SORT/SCREEN/SEPARATING/WASHING MACHINES FOR CEMENT INDUSTRY	686	304
84741020	CRUSHING/SCREENING PLANT	50,219	22,042
84741090	OTHER SORT/SCREEN/SEPERATING/WASHING MACHINES	354,481	33,697
84742010	CRUSH/GRIND MACHINES,CEMENT INDUSTRY	4,753,870	408,543
84742090	OTHER CRUSHING/GRINDING MACHINES	1,446,144	773,221
84743110	CONCRETE/MORTAR MIXER CEMENT INDUSTRY	90,619	261
84743120	CONCRETE BATCHING PLANT	589,724	194,911
84743130	CONCRET TRANSIT MIXER DRUM	11,857	7,923
84743190	OTHER MACHINES MIX/KNEAD MINERALS WITH BITUMEN	240,953	202,140

## PCT CHAPTER WISE BREAKUP OF IMPORTS

Rs. In Thousands

HSCODE	COMMODITY	Jul-Jun	Jul-Jun
		2018-19	2019-20
	<b>MACHINARY/ COMPONENTS</b>		
84743210	MACHINE FOR MIX MINE & BITUMEN NOT >150 T/H	83,790	-
84743290	OTHER MACHINES FOR MIXING MINERAL WITH BITUMEN	191,143	238,552
84743900	OTHER MACHINES FOR MIXING MINERALS	653,722	131,468
84748010	HYDRAULIC PRESS FOR CERAMIC INDUSTRY>80 TON	1,669,134	1,279,108
84748090	MACHINES AGGLOMERAT/SHAPE,MINERALS	17,356,541	1,224,002
84749010	PARTS CRASH/ MIX/HYD PRES MACH	305,314	117,864
84749020	PART CEMENT/CONCRTE MIX MACH	1,174,503	843,445
84749090	OT PART SORTING/SCREENING MACH	676,243	937,530
84751000	MACHINES ASSEMBLING ELECTRIC/ELECTRONIC LAMP	42,017	69,316
84752100	MACH FOR MAKING OPTRICAL FIBRE	45	-
84752900	OTHER GLASS WORKING MACHINES	648,102	3,312,641
84759000	PARTS OF MACHINES H-NO.84.75	502,346	227,623
84762100	AUTOMATIC BEVERAGE VENDING MACHINE	22,171	4,713
84762900	OTHER, AUTOMATIC BEVERAGE-VENDING MACHINES	9,295	3,643
84768100	OTH MACH HEATING/REFRIG,DEVICE	11,701	16,051
84768900	OTHER MACHINE INCLUDING MONEY CHANGING MACHINES	8,144	69,932
84769000	PARTS OF MACHINE HEADING 84.76	3,792	986
84771000	INJECTION-MOULDING MACHINES	4,847,515	3,630,436
84772000	EXTRUDERS	2,099,172	891,561
84773010	BLOW MOULDING MACHINE CAPACITY NOT >0.228 LITRES	88,219	23,134
84773090	OTHER,BLOW MOULDING MACHINES	1,108,843	1,010,005
84774010	VACCUM MOULDING MACHINES&OTHER THERMOFORMING MACHINES CAPACITY NOT >0.228LT	31,073	17,295
84774090	OTHER VACCUM MOULDING,THERMOFORM MACHINE	251,542	431,888
84775100	MACHINES MOULDING PNEUMATIC TYRE,TUBE	36,245	235,918
84775900	OTHER MACHINES FOR MOLDING/FORMING	215,073	103,460
84778000	OTHER MACHINES FOR WORKING RUBBER/PLASTICS	6,052,792	6,492,166
84779000	PARTS OF MACHINE,WORKING RUBBER/PLASTICS	1,741,972	1,716,412
84781000	MACHINES FOR PREPARING TOBACCO	2,002,011	571,782
84789000	PARTS OF MACHINES OF HEADING-84.78	490,771	198,665
84791010	ASPHALT PAVERS	280,602	62,151
84791090	MACH FOR PUBLIC WORKS,BUILDING	576,453	852,094
84792000	MACHINES FOR EXTRACTING/PREPARING FATS/OIL	2,025,780	1,220,964
84793000	PRESSES FOR MANUFACTURE OF PARTICAL/FIBRE BOARD ETC	290,621	623,729
84794000	ROPE OR CABLE MAKING MACHINES	117,593	203,301
84795000	INDUSTRIAL ROBOTS(NOT ELSEWHERE SPECIFIED OR INCLUDED)	771,858	409,316
84796000	EVAPORATIVE AIR COOLERS	760,280	627,019
84797100	PASSE BOARD BRIDGE.AIRPORT USE	11,676	-

## PCT CHAPTER WISE BREAKUP OF IMPORTS

Rs. In Thousands

HSCODE	COMMODITY	Jul-Jun	Jul-Jun
		2018-19	2019-20
	<b>MACHINARY/ COMPONENTS</b>		
84797900	OTH PASSENGER BOARDING BRIDGES	16,175	30,663
84798100	MACHINES TREATING METAL INCLUDING ELECTRIC WIRE COIL-WINDERS	856,803	83,567
84798210	MATCH MAKING MACHINES	10,638	89,629
84798220	SOAP MAKING MACHINES	93,717	336,872
84798230	OIL REFINING MACHINES	1,161,815	34,450
84798290	OTHER CRUSHING MACHINE	2,661,166	805,443
84798910	FASTENING/THREAD SUCKING MACHINES	23,600	10,369
84798920	MACHINES ATTACHING RIVETS/BUTTONS	18,293	56,257
84798930	TABLETING MACHINES	307,127	265,235
84798940	TYRE CHANGERS	303	5,650
84798950	CAPSULE POLISHERS	73,393	103,791
84798960	INDUSTRIAL VACUUM CLEANERS	56	55,148
84798990	OTHER MACHINES FOR GARMENTS	22,850,416	10,063,893
84799010	PARTS OF MACHINE HEAD 8479.8910	526,870	453,977
84799090	OTHER PARTS INDIVIDUAL FUNCTION MACHINES	2,466,878	2,255,708
84801000	MOULDING BOXES METAL FOUNDRY	99,770	32,100
84802000	MOULD BASES	142,027	84,789
84803000	MOULDING PATTERNS	16,446	118,258
84804100	INJECTION OR COMPRESSION TYPES	164,401	121,417
84804900	OTHER, MOULDS FOR METAL/CARBIDES	573,852	485,736
84805000	MOLULDS FOR GLASS	279,919	214,001
84806000	MOULDS FOR MINERAL MATERIALS.	357,535	256,941
84807100	INJECTION OR COMPRESSION TYPES	2,400,432	1,748,282
84807900	OTHER MOULDS FOR RUBBER/PLASTICS	3,425,692	3,005,095
84811000	PRESSURE-REDUCING VALVES	1,666,131	1,472,862
84812000	VALVES,OLEOHYDRAULIC/PNEUMATIC TRANSMISSIONS	322,036	202,349
84813000	CHECK VALVES	3,425,168	2,100,726
84814000	SAFETY OR RELIEF VALVES	3,682,548	3,014,088
84818010	COCK FUEL TANK FOR AGR-TRACTOR	527	788
84818020	OTH COCKS FOR M-CARS & VEHICLES	33,429	19,335
84818030	OTH COCKS FOR M-CARS & VEHICLES	61,850	7,186
84818090	OTH APPLIAN FOR PIPES,BOILERS	16,474,156	10,745,815
84819000	PARTS OF APPLICANCE H-NO.84.81	2,508,927	2,941,219
84821000	BALL BEARINGS.	7,084,467	6,671,663
84822000	TAPERED ROLLER BEARING INCLUDING CONE&TAPERED ROLLER ASSEMBLIES	906,252	581,189
84823000	SPHERICAL ROLLER BEARINGS	564,025	535,004
84824000	NEEDLE ROLLER BEARINGS	209,571	169,510

## PCT CHAPTER WISE BREAKUP OF IMPORTS

Rs. In Thousands

HSCODE	COMMODITY	Jul-Jun	Jul-Jun
		2018-19	2019-20
	<b>MACHINARY/ COMPONENTS</b>		
84825000	OTHER CYLINDRICAL ROLLER BEARINGS	339,956	348,614
84828000	OTHER COMBINED BALL/ROLLER BEARINGS	661,936	720,059
84829100	BALLS, NEEDLES/ROLLERS PARTS	465,162	405,163
84829910	RINGS OF BEARINGS	328,030	347,984
84829990	OTHER BALL OR ROLLRE BEARINGS	330,642	371,754
84831011	DIFFEREN SHAFT/PART AG-TRACTOR	117,141	99,240
84831012	SHAFT,ROCKER ARM ETC VEH-8711	322,249	197,973
84831013	GEAR SHIFT ASSEMBLY HEAD87.11	24,159	16,261
84831019	OTH TRANSMISSION SHAFTS	2,299,384	1,425,304
84831090	OTHER TRANSMISSION SHAFTS/CRANKS	981,937	800,045
84832000	BEARING HOUSING-BALL/ROLLER BEARINGS	175,823	169,925
84833010	BEAR HOUSING NOT INCORPORATING PLAIN SHAFT BEARINGS	331,210	255,070
84833020	FABRIC BEARING NOT BALL BEARIN	181,463	179,695
84833030	PLAIN SHAFT BEARING VEH H-87	5,631	1,292
84833090	OTHER BEARING NOT INCORPORATING BALL PLAIN SHAFT-BEARINGS	1,708,431	1,243,049
84834011	GEAR BOXES/S-CHANG AG-TRACTOR	59,954	39,010
84834012	GEARS FOR VEHICLES H- 8711	201,923	76,005
84834019	OTH GEARS FOR VEHICLES H-87	1,599,703	1,477,880
84834090	OTHER GEAR & GEARING OTHER THAN TOOTHED WHEEL	2,923,649	2,348,865
84835010	FLYWHEELS	23,176	142,510
84835020	PULLEYS, INCLUDING PULLEY BLOCKS	261	1,005
84835030	OTH PULLY/PULLEY BLOCKS	33,045	52,577
84835090	OTHER FLYWHEELS	431,521	523,755
84836010	CLUTCHES	120,999	67,973
84836091	CLUTCHES/SHAFT COUPLI VEH-8711	3,801	8,118
84836092	OTH CLUTCHES M-CARS & VEHICLES	122,248	66,044
84836099	OTHER CLUTCHES	1,040,886	600,869
84839010	TOOTHED WHEELS ETC AGR-TRACTOR	2,756	292
84839020	CHAIN SPROCKETS VEH H-87.11	7,882	8,090
84839030	OTH CHAIN SPROCKETS CARS&VEH	13,582	37,540
84839090	OTH COMPONENTS FOR VEHICLES	860,992	1,166,130
84841010	SPIRAL WOUNDS	106,840	114,791
84841021	GASKET&JOINT,AGR-TRACTO EXC4*4	29,945	23,988
84841022	GASKET WATER-PUMP VEH-87032193	5,618	2,232
84841029	OTHER GASKETS & SIMILAR JOINTS	427,548	348,020
84841090	OTHER GASKETS&SIMILAR JOINTS METAL	599,725	625,711
84842010	SPIRAL WOUNDS MECHANICAL SEALS	21,185	15,382

## PCT CHAPTER WISE BREAKUP OF IMPORTS

Rs. In Thousands

HSCODE	COMMODITY	Jul-Jun 2018-19	Jul-Jun 2019-20
	<b>MACHINARY/ COMPONENTS</b>		
84842020	METAL JACKET GASKETS	162,305	77,356
84842090	OTHER MECHANICAL SEALS	852,126	626,728
84849000	OTHER GASKET&SIMILAR JOINT,DISSIMILAR IN COMPOSITION	1,425,201	1,011,471
84861000	MACH FOR MANUF BOULES / WAFERS	-	109
84862000	MACH FOR MANUF ELE INTEGRA CIR	6,294	30,858
84863000	MACH FOR MANUF FLAT PANEL DISP	887	347
84864000	MACH FOR MANU OF I-CIRCUIT,NES	1,744	4,455
84869000	PARTS&ACCE OF MACH MANU S-COND	6,911	21,567
84871000	SHIPS/BOATS,PROPELLERS&BLADES	4,210	2,114
84879010	OTH OIL SEALS FOR VEHICL CH-87	258,961	243,360
84879090	O-PARTS&ACCE NOT CON ELE-CONNE	783,373	372,749
	<b>TOTAL MACHINARY/ COMPONENTS</b>	<b>727,137,150</b>	<b>638,425,317</b>
	<b>ELECTRICAL MACHINERY,EQUIP,PARTS</b>		
85011000	ELECTRIC MOTOR OUTPUT NOT >37.5.WATT	2,108,305	1,728,947
85012000	UNIVERSAL AC/DC MOTOR >37.5 W	1,728,320	1,835,912
85013110	PHOTOVOLT.GENERAT.WITH CELLS	137,698	65,387
85013190	OTH DC MOTOR/GEN 0-P=750 WATT	532,013	596,658
85013210	O-DC MOTOR/GEN 0-P-750W-75KW	591,396	1,435,775
85013290	OTH DC MOTOR/GENERA>75KW<3750W	178,959	84,200
85013300	OTHER DC MOTOR/GENERATOR OUTPUT>75KW BUT NOT>375KW	332,947	674,660
85013400	OTHER DC MOTOR/GENERATOR OUTPUT >375KW	357,935	463,426
85014010	OTHER AC MOTOR SINGLE PHASE OUTPUT NOT >60 WATTS	2,424,746	2,298,824
85014090	OTHER AC MOTORS	1,302,716	1,761,446
85015110	SUBMERSIBLE MOTORS OUTPUT<750W	109,917	23,604
85015120	CLUTCH MOTOR SEWING MAC<750W	2,519	5,794
85015190	OTH AC MOTORS MULTI-PHASE<750W	1,522,634	1,597,908
85015210	SUBMERS MOTOR OUTPUT>750W<75KW	215,389	141,168
85015220	CLUTCH MOTOR SEW MAC >750<75KW	18,722	14,690
85015230	GEARED MOTORS >750W BUT <75KW	730,981	820,252
85015290	OTH AC MOTOR M-PH >750W <75KW	1,418,441	1,068,798
85015310	AC MOTORS OUTPUT>75KW BUT NOT EXCEEDING >375 KW (500 HP)	147,742	111,733
85015320	SUBMERSIBLE MOTOR STAINLESS STEEL	1,962	28,330
85015330	GEARED MOTORS	117,374	110,275
85015340	H.T. MOTOR WITH OPERATING INPUT VOLTAGE ABOVE 1KV	55,231	17,152
85015390	OTHER AC MOTORS SINGLE PHASE	793,268	360,448
85016100	AC GENERATORS OUTPUT NOT >75 KVA	650,085	326,992

## PCT CHAPTER WISE BREAKUP OF IMPORTS

Rs. In Thousands

HSCODE	COMMODITY	Jul-Jun	Jul-Jun
		2018-19	2019-20
	<b>ELECTRICAL MACHINERY,EQUIP,PARTS</b>		
85016200	AC GENERATORS OUTPUT >75KVA BUT NOT EXCEEDING 375KVA	279,343	214,259
85016300	AC GENERATOR OUTPUT >375KVA BUT NOT >750KVA	44,285	24,988
85016410	AC GENERATOR O-PUT 750-1100KVA	2,126	94,750
85016490	OTH AC GENERATOR/ELEC MOTOR	290,025	551,845
85021110	ELECTRIC GENERATING SET INTERNAL COMBUSTION ENGINES NOT >5KVA	40,094	13,695
85021120	ELE-GENERATER DIESEL 5-20 KVA	888,306	512,264
85021130	ELE-GENERATER DIESEL 20-50 KVA	1,216,715	480,262
85021190	OTHER GENERATING SETS INTERNAL COMBUSTION PISTON ENGINES	2,235,614	158,775
85021200	GENERATING SET WITH INTERNAL COMBUSTION ENGINE >75 BUT NOT >375KVA	2,171,592	1,155,998
85021310	GENERATING SET INTERNAL COMBUSTION ENGINES >375 BUT NOT >1100 KVA	1,882,859	1,190,250
85021390	OTHER GENERATING SET INTERNAL COMBUSTION PISTON ENGINES	3,642,642	6,793,119
85022010	GENER SET(SP-ING ENG)OP<5KVA	1,502,107	536,527
85022020	GENER SET(SP-ING ENG)OP>375KVA	601,350	137,467
85022090	OTH GENER SETS (SP-IG)	6,348,774	4,216,545
85023100	GENERATING SETS,WIND POWERED	2,190,961	803,315
85023900	OTHER GENERATING SETS	13,517,103	64,017,009
85024000	ELECTRIC ROTARY CONVERTERS.	3,180	13,380
85030010	PARTS OF MACHINE HEAD 85.01	1,275,442	594,385
85030020	PARTS MACHINE HEAD 85.01&85.02	1,203,075	1,594,251
85030090	OTH PARTS MOTORS GENERATORS	4,898,614	2,873,600
85041000	BALLAST FOR DISCHARGE LAMPS/TUBES	117,165	54,219
85042100	LIQUID DI-ELECTRIC TRANSFORMER HAVING POWER HANDLING CAPACITY NOT>650KVA	481,996	207,831
85042200	LIQUID DI-ELECTRIC TRANSFORMER POWER HANDLING CAPACITY>650 BUT NOT >10,000	92,296	281,181
85042300	LIQUID DI-ELECTRIC TRANSFORMER >10000 KVA	4,991,666	79,183,167
85043100	OTHER TRANSFORMER WITH POWER HANDLING CAPACITY NOT>1 KVA	952,422	1,566,271
85043200	OTHER TRANSFORMER >1KVA BUT <16KVA	66,980	135,593
85043300	OTHER TRANSFORMER >16 KVA BUT <500 KVA	686,653	4,768,230
85043400	OTHER TRANSFORMER WITH POWER HANDLING CAPACITY >500 KVA	889,124	1,573,176
85044010	STATIC CONVERTERS UNINTERRUPTED SUPPLY OF POWER(UPS) RATING UPTO 1.5 KVA	609,282	306,398
85044020	BATTERY CHARGERS	2,200,031	2,032,879
85044030	CHARG STATION FOR ELEC. VEH	13,189	83,697
85044090	OTHER UNINTERRUPTED POWER SUPPLY	16,194,636	16,685,220
85045000	OTHER INDUCTORS	2,284,865	7,638,785
85049010	ON LOAD TAPE CHANGER TRANSFORMERS	156,445	310,010
85049020	BUSHINGS FOR POWER TRANSFORMERS	131,980	516,949
85049030	PARTS STATIC CONVERTERS(UPS)	200,346	167,651
85049040	TOROIDAL CORES&STRIPS -150 MM	60,039	22,174



## PCT CHAPTER WISE BREAKUP OF IMPORTS

Rs. In Thousands

HSCODE	COMMODITY	Jul-Jun	Jul-Jun
		2018-19	2019-20
	<b>ELECTRICAL MACHINERY,EQUIP,PARTS</b>		
85049090	OTHER PARTS FOR POWER TRANSFORMERS	538,298	15,530,856
85051100	PERMANENT MAGNETS AND ARTICLES	459,170	571,052
85051900	OTHER PERMANENT MAGNETS & ARTICLES	521,908	511,323
85052000	ELECTRO-MAGNETIC COUPLINGS,CLUTCHES&BRAKES ETC	83,808	114,808
85059000	OTHER ELECTRO-MAGNETIC INCLUDING PART HD 85.05	151,740	57,762
85061000	MANGANESE DIOXIDE PRIMARY CELLS & BATTERIES	1,154,679	1,292,255
85063000	MERCURIC OXIDE PRIMARY CELL&BATTERIES	385	186
85064000	SILVER OXIDE PRIMARY CELL&BATTERIES	29	-
85065000	LITHIUM PRIMARY CELL&BATTERIES	514,742	540,869
85066000	AIR ZINC PRIMARY CELL&BATTERIES	8,521	12,775
85068000	OTHER PRIMARY CELL&BATTERIES	459,451	161,470
85069010	BRASS CAPS FOR DRY BATTERY CELL	2	-
85069090	OTHER PARTS PRIMARY CELL&BATTERIES	34,503	88,920
85071010	MEANT M-CARS H-87.03&VEH-4,11	50,422	93,102
85071020	MEANT FOR VEH H-87.01,2,4	1,332	1,840
85071090	OTH LEAD-ACID -STARTING ENGINE	27,270	65,673
85072000	OTHER LEAD-ACID ACCUMULATORS	-	4,370,868
85072010	LEAD-ACID BATTERY FOR TELE EXCH	362,652	-
85072090	OTHER LEAD-ACID ACCUMULATORS	6,779,327	16,767
85073000	NICKEL-CADMIUM ACCUMULATORS	203,348	218,224
85075000	BATTERIES NICKEL-METAL HYDRIDE	20,673	23,753
85076000	BATTERIES LITHIUM-ION	1,925,434	4,759,664
85078000	OTHER ACCUMULATORS	585,765	792,217
85079000	PARTS ELECTRIC ACCUMULATORS INCLUDING SEPERATORS,WHETHER OR NOT RECTANGULAR	563,981	437,336
85081110	VACUM CLEANER POWER NOT>1500W	1,123	3,162
85081190	VACUUM CLEANER POWER NOT>1500W	167,743	137,819
85081910	OTH VAC CLEANER SELF MOT CKD/S	24	5,580
85081990	OTH VACUUM CLEANERS SELF MOTOR	56,265	26,259
85086011	INDUST VACUUM CLEANER CKD/SKD	9,748	1,845
85086019	INDUTRIAL VACUUM CLEANER	35,780	31,318
85086099	OTH INDUSTRIAL VACUUM CLEANER	17,120	6,294
85087000	PARTS OF VACCUM CLEARNERS	12,399	8,896
85094010	FOOD GRINDERS ELECTRO MECHANICAL DOMESTIC APPLIANCES	472,887	339,483
85094020	FRUIT MIXER ELECTRO MECHANICAL DOMESTIC APPLIANCES	29,764	41,781
85094030	FRUIT/VEGETABLE JUICE EXTRACTORS ELECTRO-MECHANICAL DOMESTIC APPLIANCES	306,635	194,748
85098000	OTHER ELECTRO-MECHANICAL DOMESTIC APPLIANCES	143,375	160,292
85099000	PARTS ELECTRO-MECHANICAL DOMESTIC APPLIANCES	676,931	626,758

## PCT CHAPTER WISE BREAKUP OF IMPORTS

Rs. In Thousands

HSCODE	COMMODITY	Jul-Jun	Jul-Jun
		2018-19	2019-20
	<b>ELECTRICAL MACHINERY,EQUIP,PARTS</b>		
85101000	SHAVERS	136,221	92,617
85102000	HAIR CLIPPERS	50,520	51,643
85103000	HAIR-REMOVING APPLIANCES	46,608	23,237
85109000	PART OF SHAVER/CLIPPER/REMOVER	36,999	20,802
85111000	SPARKING PLUGS	1,727,137	1,589,256
85112010	MAGNETO FOR VEH OF HEAD-8711	22,239	23,152
85112090	OTH IGNITION MAGNETOS/DYNAMOS	55,580	40,252
85113010	IGNITION COILS FOR VEH, H-8711	34,265	17,380
85113020	OTH IGNITI-COIL FOR CARS/M-VEH	155,548	19,027
85113090	OTH DISTRIBUTORS/IGNITI-COILS	64,543	72,399
85114011	S-MOTOR-AG-TRACTOR-H-8701.9020	7,451	1,510
85114012	OTH STARTER-MOTOR M-CARS&VEH	56,200	55,036
85114019	OTH STARTER-MOTOR S	97,645	53,883
85114090	DUAL PURPOSE STARTER GENERATORS	120,804	44,270
85115010	ALTERNATOR ASSEMBLY OF TRACTOR	3,987	23,434
85115020	ALTERNATOR ASSEMBL OF CARS/VEH	110,462	21,330
85115090	OTH ALTNATOR ASSEMBLY FOR OTH	27,462	106,922
85118010	HEATER/GLOW PLUGS- AGR-TRACTOR	1,192	873
85118020	HEATER/GLOW PLUGS-M-CARS&VEH	18,681	12,585
85118030	CAPACIT DIS IGNI UNIT(CDI)8711	19,952	12,824
85118040	CDI UNIT FOR CARS & VEHICLES	17,878	9,229
85118090	O/EQUIP(IGNI COIL,CUT-OUT,ETC)	30,020	36,504
85119010	ALUM CASTED DISTRI CASE M-CARS	-	2,926
85119020	OTHER PARTS FOR M-CARS & VEHIC	1,795,879	1,592,175
85119090	OTH ELECTRI IGNI/STARTING EQUI	65,285	63,290
85121000	LIGHTING OR VISUAL SIGNALLING EQUIPMENT FOR BICYCLE USE	589	648
85122010	HEAD LIGHT FOR MOTOR VEHICLES	97,157	223,969
85122020	HEAD LIGHT FOR VEH-H-8701.9020	2,224	1,615
85122090	OTHER LIGHTING SIGNALLING EQUIPMENT	3,641,099	2,456,912
85123010	SOUND SIGN EQU VEH H-8703,4,11	113,453	80,336
85123020	SOUND SIGN EQU VEH H-8701,2	251	21
85123030	ANTI-THEFT ALARM OF VEH CH 87	38,223	19,191
85123090	OTH SOUND SIGNILING EQUIPMENT	68,617	24,744
85124010	WIPER ARM,BLA CAR-H-8703 V-3,4	23,778	20,114
85124020	WIPER ARM,BLAD VEH-H-8704.2219	1,665	1,263
85124090	OTH LINK ASSEMBLY WIPER ARM/BL	36,829	25,597
85129010	PARTS OF PRODUCT H-85124011,12	8,229	18,907

## PCT CHAPTER WISE BREAKUP OF IMPORTS

Rs. In Thousands

HSCODE	COMMODITY	Jul-Jun	Jul-Jun
		2018-19	2019-20
	<b>ELECTRICAL MACHINERY,EQUIP,PARTS</b>		
85129020	KNOB OF LITE SWITCH OF TRACTOR	4	-
85129030	KNOB FOR LITE SWITCH OF CAR-VE	29	-
85129090	OTH ELECTRI LIGH/SIGNAL EQUIPM	230,566	338,002
85131010	MINER'S SAFETY LAMPS	27,440	13,021
85131020	OTHER SAFETY LAMPS; MORES SIGNALLING LAMPS;EXAMINATION LAMPS	1,165	372
85131030	RECHARGEABLE EMERGENCY LIGHT	849,241	649,008
85131040	TORCHES	563,371	688,015
85131050	HURICANE LANTERNS	334	93
85131090	OTHER PORTABLE ELECTRIC LAMPS	65,817	46,926
85139010	PARTS OF MINERS SAFTY LAMPS	412	230
85139090	OTH PARTS OF ELECTRIC LAMPS	12,369	26,031
85141000	RESISTANCE HEAT FURNANCE\OVEN	66,591	26,060
85142000	FUR\OVE BY INDUCTION\DI-ELE LOS	608,650	318,243
85143000	OTH FURNANCES AND OVENS	1,711,467	485,599
85144000	OTH INDUCTION/DI-ELECTRIC HEATING EQUIPMENT	210,496	437,796
85149000	PARTS OF INDUS/LAB FURN & OVEN	335,110	275,427
85151100	SOLDERING IRON AND GUNS	114,412	132,663
85151900	OTHER BRAZING/SOLDERING IRONS&GUNS	297,944	218,677
85152100	MACHINES&APPARATUS FOR RESISTANCE WELDING OF METAL	40,892	63,044
85152900	OTHER MACHINES RESISTANCE WELDING OF METAL	134,573	76,725
85153100	MACHINES&APPARATUS FOR ARC WELDING METAL FULLY/PARTLY AUTOMATIC	47,872	36,636
85153900	OTHER MACHINES/APPARATUS ARC WELDING METAL	623,290	528,073
85158000	OTHER MACHINES/APPARATUS HOT SPRAYING METAL	331,218	438,241
85159000	PARTS(OF HEADING NO.85.15)	536,931	421,179
85161010	ELE INST/IMERSION HEATER CKD/S	852	2,220
85161090	ELE INSTANEOUS/IMERSION HEATER	48,846	87,041
85162100	STORAGE HEATING RADIATORS	13,030	5,292
85162900	OTHER ELECTRIC SPACE/SOIL HEATNG APPARATUS	311,904	463,867
85163100	HAIR DRYERS	111,329	76,075
85163200	OTHER HAIR DRESSING APPARATUS	93,419	88,525
85163300	HAND DRYING APPARATUS	8,153	6,056
85164000	ELECTRIC SMOOTHING IRONS	217,669	129,175
85165010	MICROWAVE OVENS CKD/SKD	4,118	1,127
85165090	MICROWAVE OVENS	87,848	70,569
85166010	ELECTRIC OVEN	84,091	80,339
85166020	ELECTRIC RANGES	701	2,420
85166030	ELECTRIC ROASTERS/GRILLERS	6,130	6,395

## PCT CHAPTER WISE BREAKUP OF IMPORTS

Rs. In Thousands

HSCODE	COMMODITY	Jul-Jun	Jul-Jun
		2018-19	2019-20
	<b>ELECTRICAL MACHINERY,EQUIP,PARTS</b>		
85166090	OTHER APPLIANCES USED DOMESTIC PURPOSE	309,674	265,618
85167100	ELECTRIC COFFEE OR TEA MAKERS	63,041	91,689
85167200	ELECTRIC TOASTERS	123,931	84,781
85167910	INSECT KILLER	48,788	91,457
85167990	OTH ELECTRO THERMIC APPLIANCES	240,792	153,820
85168010	ELECTRIC HEATING ELEMENT FOR REFRIGERATORS	140,119	112,222
85168090	OTHER ELECTRIC HEATING RESISTOR	140,636	159,943
85169000	PARTS ELECTRO-THERMIC APPLIANCES H-85.16	1,822,845	1,929,786
85171100	LINE TELEPHONE CORDLESS HANDSETS	60,126	19,719
85171211	CELLULAR MOBILE PHONE CKD/SKD	8,121	7,513,142
85171219	OTH CELLULAR MOBILE PHONE	102,743,539	209,277,417
85171220	FIXED WIRELESS TERMINAL & CDMA	4,053	5,368
85171230	SATELLITE MOBILE PHONE	13,094	5,688
85171290	OTH T-PH FOR CELL/WIRELESS NET	419,089	26,182
85171810	VIDEO PHONE FOR CEL/W-LESS NET	6,783	7,168
85171890	OTH VIDEO PHONE CEL/W-LESS NET	155,376	298,808
85176100	BASE STATIONS FOR WIRELESS N-W	123,596	126,587
85176210	VOICE FREQUENCY TELEGRAPHY MACH	2,577	23,678
85176220	MODEMS	291,916	3,023,598
85176230	HIGH BITRATE DI HIERC SYS(SDH)	231,990	3,580
85176240	DIGITAL LOOP CARRIER SYS (DLC)	3,058	3,044
85176250	SYNCHRONOUS DI-HIE-SYS (SDH)	32,025	3,777
85176260	MULTIPLEXER, STATISTICAL M-PLX	29,018	82,078
85176270	ROUTERS	3,326,754	5,543,629
85176290	OTH RECEP/TRANS/ROUT/ MACH	35,294,688	29,860,088
85176910	MODEMS	16,473	1,984
85176920	CONCENTRATORS	196	3,826
85176940	OTHER MULTIPLEXERS	3,631,655	27
85176950	SET TOP BOX FOR INTERNET ACCES	8,355	20,277
85176960	OTH ATTACHMENT FOR TELEPHONE	622	2,766
85176970	OTH LAN HUBS,BRIDGE,SWITC	3,380,644	4,499,338
85176980	MULTISTATION ACCESS UNITS	106,130	48,732
85176990	OTHER APPARATUS FOR RECP/TRANS	3,361,633	1,917,524
85177000	PARTS OF NETWORKING EQUIP	10,801,409	13,078,368
85181010	MICROPHONE FREQUENCY 300 TO HZ-3.4 KHZ	11,414	10,725
85181090	OTHER MICROPHONE AND STANDS	113,903	71,953
85182100	SINGLE LOUD SPEAKERS MOUNTED IN ENCLOSURE	416,209	482,587

## PCT CHAPTER WISE BREAKUP OF IMPORTS

Rs. In Thousands

HSCODE	COMMODITY	Jul-Jun	Jul-Jun
		2018-19	2019-20
	<b>ELECTRICAL MACHINERY,EQUIP,PARTS</b>		
85182200	MULIPLE LOUD SPEAKER MOUNTED IN ENCLOSURE	570,385	452,793
85182910	LOUD SPEAKER WITHOUT HOUSING FREQUENCY RANGE OF 300HZ TO 3.4KHZ	11,156	4,560
85182990	OTHER LOUD SPEAKER NOT MOUNTED IN ENCLOSURE	1,008,195	459,659
85183000	HEADPHONES/EARPHONES/MICRO PHONE SPEAK SET	996,109	763,107
85184000	AUDIO FREQUENCY ELECTRIC AMPLIFIER	112,682	71,818
85185000	ELECTRIC SOUND AMPLIFIER SETS	98,494	37,856
85189000	PARTS & ACCESSORIES HEAD 85.18	181,539	174,491
85192000	APPA OPERATED BY COINS,BANKNOT	2,360	3
85193000	TURNTABLES (RECORD-DECKS)	102	87
85195000	TELEPHONE ANSWERING MACHINES	50,676	-
85198110	DUBBING SYSTEM OF FILM STUDIOS	10	6,656
85198190	O-DUBBING SYSTEM PRODU HOUSES	28,009	3,247
85198910	OTH COMPACT DISK PLAYERS	151	565
85198920	DUBBING SYST FILM STUD/P-HOUSE	201	57
85198930	MP-3 PLAYER	23,374	9,786
85198990	OTH SOUND RECOR/REPRODU APPA	60,907	72,468
85211090	OTHER MAGNETIC TAPE TYPE VIDEO RECORDING	124,221	142,332
85219010	LASER VIDEO DISC PLAYER	319	452
85219090	OTHER VIDEO RECORDING/REPRODUCING APPARATUS	248,770	460,538
85229000	OTHER EQUIPMENT/ACCESSORIES HEADING 85.19-85.21	1,792,860	1,318,973
85232100	CARDS INCORPORTAING MAG STRIPE	1,152,301	1,697,987
85232910	MAGNETIC DISCS	190	6,037
85232930	AUDIO CASSETTES	47	444
85232940	VIDEO CASSETES	467	2
85232990	OTH MAGNETI MEDIA	7,141	5,104
85234110	COMPACT DISC (CD)UN-RECORDED	22,976	7,884
85234120	DIGITAL VERSATILE(CD)UNRECORDE	26,263	7,551
85234190	OTHER OPTICAL MEDIA UNRECORDED	7,784	40,720
85234910	OPTICAL MEDIA CONTAIN SOFTWARE	19,640,087	18,167,611
85234920	DISCS FOR LASER READIND SYSTEM	68,001	2,256
85234930	DISC LASER READ SYS,C-IMAG/VID	758	1,752
85234990	OTH OPTCAL MEDIA CON SOFTWARE	43,724	92,054
85235110	OTH OPTICAL MEDIA	65,721	15,797
85235120	OTH MULT MEDIA STORAGE DEVICE	28,340	61,954
85235130	STORAGE DEVICES CONT. SOFTWARE	534,665	213,017
85235190	OTH SEMICONDUCTOR MEDIA	127,200	77,238
85235210	SIM CARDS	1,760,500	1,537,363

## PCT CHAPTER WISE BREAKUP OF IMPORTS

Rs. In Thousands

HSCODE	COMMODITY	Jul-Jun	Jul-Jun
		2018-19	2019-20
	<b>ELECTRICAL MACHINERY,EQUIP,PARTS</b>		
85235220	MEMORY CARDS	1,420,492	806,202
85235290	OTHER SMART CARDS	489,826	187,130
85235910	PROXIMITY CARDS AND TAGS	560,822	841,072
85235990	OTHER SEMICONDUCT MEDIA	31,635	32,271
85238010	DATA/SOUND RECORDED AUTO.DPM	381	23,024
85238020	GRAMOPHONE RECORDS	50	415
85238030	INFORMATION TECH SOFTWARE	73,835	-
85238040	EDUCATIONAL VIDEO TAPES	76	240
85238050	DIGITAL QURAN	16,859	11,860
85238090	OTH MEDIA FOR RECORDING SOUND	51,293	52,466
85255010	DIG-RADIO/MOBILE N-WORKS SYST	2,781	3,041
85255020	TV BROADCAST TRANSMITTER	8,158	11,777
85255030	COMMUNICATION JAMMING EQUIP	33	26
85255040	WIRELESS MICROPHONE	2,319	1,567
85255090	OTHER TRANSMISSION APPARATUS	64,893	8,581
85256010	BLUE TOOTH CONN TO DP MACHINE	26,787	64,179
85256020	RADIO PAGING APPARATUS	10,611	17
85256030	MODEMS FOR TRANSMISSION APPARA	329,596	211,861
85256040	FIXED WIRELESS TERMINALS	-	243
85256050	OTH SATELLITE COMMUNICAT EQUIP	10,949	8,286
85256060	VEHICLE TRACKING SYSTEM	246,860	194,528
85256070	MODEMS FOR VEHI TRACKING SYSTE	-	537
85256090	OTH TRANSMISSION RECEPTION APP	51,772	74,256
85258010	CLOSE CIRCUIT TV CAMERAS	860,391	812,057
85258020	MULMEDIA STILL/VIDEO CAMERA	4,139	3,625
85258030	TELEVISION CAMERAS	4,627	2,058
85258040	DIGITAL CAMERAS	106,219	37,274
85258050	VIDEO CAMERA RECORDERS	110,059	23,949
85258090	OTH TV/VIDEO/DIGITAL CAMERA	631,015	327,202
85261000	RADAR APPARATUS	206,604	778,795
85269100	RADIO NAVIGATIONAL AND APPARATUS	173,772	209,330
85269200	RADIO REMOTE CONTROL APPARATUS	16,930	33,575
85271200	POCKETSIZE RADIOCASSETTE PLAYER	477	213
85271300	OTHER APPARATUS WITH SOUND RECORDING/REPRODUCING APPARATUS	63	240
85271900	OTHER RADIO/BROADCAST/RADIO TELEPHONY/TELEGRAPHY	23,606	17,749
85272110	RADIO-BROA RECE FOR VEH-H-8703	71,412	61,264
85272190	OTH REC COMB W/SOUND RECO APPA	1,977	371

## PCT CHAPTER WISE BREAKUP OF IMPORTS

Rs. In Thousands

HSCODE	COMMODITY	Jul-Jun	Jul-Jun
		2018-19	2019-20
	<b>ELECTRICAL MACHINERY,EQUIP,PARTS</b>		
85272910	OTH RADIO B-RECEIVE VEH H-8703	187,651	92,988
85272990	OTH RADIO APPA CAPABLE OF REC	2,606	403
85279100	OTH APPA COMB W/SOUND REC/PRO	424	118
85279200	APPA NOT COMB W-S-RECOR/REPROD	-	70
85279910	MODEMS FOR SUND RECOD APPA	69	1,650
85279990	OTH REPROD APPA COMBIN W-CLOCK	56,914	9,742
85284200	OTH MONITOR	11,687	15,380
85284900	OTH CATHODE-RAY TUBE MONITORS	12,298	84,587
85285200	OTH MONITOR DATA PROCESSING SY	1,001,550	736,035
85285900	OTHER MONITORS	192,276	243,699
85286210	MULTIMEDIA PROJECTOR	232,330	261,312
85286290	OTH MULT PROJ FOR DP H 84.71	11,612	26,789
85286900	OTHER PROJECTORS FOR DP H84.71	28,640	7,856
85287110	TV SETS	93,715	43,983
85287190	OTH RECEPTION APPARATUS,(S-S)	33,429	21,023
85287211	LIQUID CRYSTAL DISPLAY(LCD) TV	311,101	167,972
85287213	LCD,LED, OLED TV IN CKD/SKD	4,646,287	1,606,855
85287219	OTH COLOR TV SETS	566,940	47,152
85287290	OTH RECEPTION APPARAT COLOUR	617,132	675,432
85287300	OTH BL&WHITE/MONOCROME R-APA	118	2,573
85291010	PARTS ACCESSORIES FOR CABLE,TV/SATELLITE RECEIVER	48,285	36,479
85291020	LNB ACTUATORS	82,563	72,763
85291090	OTH AERIALS/AERIAL REFLECTORS	161,318	32,481
85299020	T.V. TUNERS	62,654	78,965
85299030	T.V. COVERTER BOX	5,634	2,306
85299090	OTH CABLE TV/SATELLITE EQUIPMENT/APPARATUS HEADING 85.25-85.28	6,110,005	6,946,706
85301000	ELECTRICAL SIGNALLING EQUIPMENT FOR RAILWAY/TRAMWAY	1,279,844	210,122
85308000	OTHER SIGNAL EQUIPMENT ELECTRICAL TRAFFIC CONTROL	1,679,208	999,713
85309000	PARTS OF EQUIPMENT HEAD 85.30	61,706	78,602
85311000	BURGLAR/FIRE ALARMS/SIMILAR APPARATUS	697,222	547,757
85312000	INDICATOR PANELS INCORPORATING LCD(LIQUID CRYSTAL DEVICE)/LED(LIGHT EMITTING DIO	278,915	173,015
85318000	OTHER APPARATUS	554,592	116,106
85319010	PANIC BUTTON	6,756	31,632
85319020	PARTS OF APPARATUS SUBHEAD 8531.2000	4,209	24,641
85319090	OTHER PARTS ELECTRIC-SOUND/VISUAL SIGNALLING APPARATUS	827,546	887,914
85321000	FIX ED CAPACITORS FOR 50/60 HZ CAPACITY NOT <0.5KVAR(POWER CAPACITORS)	231,080	6,769,066
85322100	TANTALUM, FIXED CAPACITOR	2,536	6,226

## PCT CHAPTER WISE BREAKUP OF IMPORTS

Rs. In Thousands

HSCODE	COMMODITY	Jul-Jun	Jul-Jun
		2018-19	2019-20
	<b>ELECTRICAL MACHINERY,EQUIP,PARTS</b>		
85322200	ALUMINIUM ELECROLYIC FIXED CAPACITORS	5,174	11,044
85322300	CERAMIC DIELECTRIC,SINGLE-LAYR FIXED CAPACITORS	17,359	16,509
85322400	CERAMIC DIELECTRIC MULTI-LAYER FIXED CAPACITORS	76,369	55,078
85322500	DIELECTRIC OF PAPER OR PLASTIC FIXED CAPACITORS	17,097	12,962
85322900	OTHER FIXED CAPACITORS	410,418	377,716
85323090	OTH VARIA/ADJUST(PRE-SET) CAPA	36,451	33,930
85329010	CAPACITERS DECKS WITH TERMINAL	954	3,236
85329020	TERMINAL OF ELETRIC-CAPACITERS	13,523	15,181
85329090	OTHER PARTS OF ELECTRIC- CAPACITORS	42,670	64,437
85331000	FIXED CARBON RESISTORS COMPOSITION/FILM TYPE	244,390	378,159
85332100	OTHER FIXED RESISTOR CAPACITY NOT > 20 W	11,952	60,012
85332900	OTHER FIXED RESISTORS	123,041	737,693
85333100	WIRE WOUND RESISTOR CAPACITY NOT >20 W	26,096	13,787
85333900	OTHER WIRE WOUND VARIABLE RESISTORS	67,497	71,653
85334000	OTHER VARIABLE RESISTORS INCLUDING RHEOSTATS AND POTENTIOMETERS	190,021	185,526
85339000	PARTS FOR ELECTRICAL RESISTORS	4,356	12,582
85340000	PRINTED CIRCUITS	1,970,351	3,906,720
85351000	FUSES FOR VOLTAGE >1000 VOTTS	98,037	174,607
85352110	AUTOMATIC CIRCUIT-BREAKERS UPTO 17.5 KV	876,380	909,356
85352190	OTHER AUTOMATIC CIRCUIT-BREAKER OF VOLTAGE <72.5 KV	303,889	279,114
85352900	OTHER AUTOMATIC CIRCUIT BREAKER	518,038	3,363,201
85353010	ISOLATING SWITCH FOR VOLTAGE UPTO 145 KV	304,425	465,243
85353090	OTHER ISOLATING/ MAKE & BREAK SWITCHES	283,975	3,575,239
85354010	VOLTAGE LEMITERS UPTO 245 KV	494,431	130,783
85354090	OTHER VOLTAGE LIMITERS/ARRESTORS	123,043	994,082
85359000	ELECTRIC APPARATUS FOR SWITCHING/PROTECTING ELECTRIC CIRCUITS>1000 VOLTS	721,868	900,333
85361010	FUSES FOR CAR/VEH <1000 VOLT	44,757	24,259
85361090	OTH FUSES FOR VOLTAGE <1000 VO	112,003	138,995
85362010	AUTO CIRCUIT BREAKER>10AMP	2,667,631	2,848,080
85362020	AIR CIRCUIT BREAKER MULTIPHASE	310,009	242,043
85362090	OTHER AUTO CIRCUIT BREAKERS	562,438	401,578
85363000	OTHER APPARATUS PROTECTING ELECTRIC CIRCUITS	466,728	73,299
85364110	RELAYS FOR VEH/CAR NOT>60V	58,177	39,671
85364190	RELAYS FOR VOLTAGE NOT>60V	147,720	140,290
85364910	OTHER, RELAYS FOR VEH/CAR	5,951	5,333
85364990	OTHER, RELAYS	1,407,193	1,171,296
85365010	PRESSURE SWITCHES	291,352	124,096



## PCT CHAPTER WISE BREAKUP OF IMPORTS

Rs. In Thousands

HSCODE	COMMODITY	Jul-Jun	Jul-Jun
		2018-19	2019-20
	<b>ELECTRICAL MACHINERY,EQUIP,PARTS</b>		
85365021	IGN SW W/O STEA LOC CAR H-8703	119,713	79,887
85365022	NENTRAL SAFETY SW,VEH-H 8701	10,452	8,880
85365029	OTHER SWITCHES	158,056	108,762
85365091	DOOR SW M-CAR H-8703,VEH-H8704	204,377	131,876
85365099	OTH SOCK,LAMP HOLD NOT>1000VOL	803,376	719,288
85366100	LAMP HOLDERS	117,174	133,130
85366910	PLUGS&SOCKET PINS 16& ABOVE	281,354	129,071
85366990	OTH ELEC SWITCH,RELAYS,FUSES	1,839,235	1,428,121
85367000	CONNECTORS FOR OPTICALFIBRES	95,017	111,016
85369010	WAFER PROBES ELECTRICAL	21,509	22,654
85369030	MAGNETIC CONTRACTOR/THERMAL PROTECTORS FOR MOTORS	400,724	401,814
85369090	OTHER ELECTRICAL APPARATUS SWITCH/PROTECTING ELECTRICAL CIRCUITS	1,611,082	1,693,443
85371010	FUSE BOX VEH H-8711NOT >1000 V	36,613	3,449
85371020	FUS BOX OTH CAR/VEH NOT >1000V	115,658	63,037
85371090	OTH BOARDS, PANELS, CONSOLES	12,420,197	26,429,034
85372000	BODIES,CONSOLE ETC VOLTAGE >1000V	3,647,967	1,893,742
85381000	BOARD,PANELS GOODS HEAD 85.37	670,783	441,731
85389010	VACCUM INTERRUPTERS CIRCUIT BREAKER	42,976	16,959
85389090	OTHER PARTS HEAD 8535,8536,8537	4,032,625	4,012,600
85391000	SEALED BEAM LAMP UNITS	187,189	148,103
85392110	AUTO BULBS	403,417	319,748
85392190	OTHER TUNGSTEN HALOGEN LAMPS	108,652	75,783
85392200	OTHER LAMPS 200W FOR VOLTAGE>100V	86,425	96,375
85392910	BULBS FOR AUTOMOTIVE VEHICLES	39,787	34,478
85392920	BULBS FOR FLASH LIGHT	45	621
85392990	OTHER FILAMENT LAMP EXCLUDING ULTRA VIOLET /INFRARED/ARC LAMPS	457,066	161,044
85393110	FLORESCENT CATHOD ENERGY SAV L	854,624	195,554
85393120	FLORESCENT CATHOD ENERGY SAV T	210,710	142,348
85393190	OTH.DISCHARGE FLORESCENTLAMPS	61,104	40,803
85393210	MERCURY OR SODIUM VAPOUR LAMPS	2,226	24,046
85393220	ENERGY SAV. TUBE(MERCURY/SODIM	601	1,624
85393290	OTH.MERC,SODI,METAL HALID LAMP	77,622	64,006
85393900	OTH MERCURY/SOD VAPOR LAMP	35,997	27,349
85394100	ARC-LAMPS (ELECTRIC)	6,807	6,166
85394910	INFRA-RED LAMPS	15,063	12,607
85394920	ULTRA-VOILET LAMPS	54,831	45,829
85395010	LED LAMP BULB	4,790,285	1,566,294

## PCT CHAPTER WISE BREAKUP OF IMPORTS

Rs. In Thousands

HSCODE	COMMODITY	Jul-Jun	Jul-Jun
		2018-19	2019-20
	<b>ELECTRICAL MACHINERY,EQUIP,PARTS</b>		
85395020	LED LAMP TUBE	573,353	566,105
85399010	TUNGSTEN FILAMENT FOR 6,12,24V	85,460	100,885
85399020	LEAD WIRE/BASE CAP FOR-AUTO BULBS & TUBELIGHTS	325,720	537,198
85399030	PARTS OF ENERGY SAVING LAMPS	8,117	12,751
85399040	PARTS OF ENERGY SAVING LAMPS	221,119	182,131
85399090	OTHER PART ELECTRIC FILAMENT OR DISCHARGE LAMPS	1,368,435	3,113,906
85404000	DATA/GRAPHIC DISPLAY TUBE,COLO	14	122
85407100	MAGNETRONS	550,816	476,576
85407900	OTHER,MICROWAVE TUBE,CARCINOTRONS	141	740
85408100	RECEIVER OR AMPLIFIER VALVES/TUBES	217	1,014
85408900	OTHER VALVES AND TUBES,N.S.	6,000	2,741
85409100	PARTS OF CATHODE-RAY TUBES	-	273
85409900	OTH PARTS OF HEADING NO.85.40	877	3,585
85411000	DIODES,OTHER THAN PHOTSENSITIVE OF LIGHT EMITTING DIODES	445,906	337,298
85412100	TRANSISTOR OTHER THAN PHOTSENSITIVE	23,432	7,451
85412900	OTHER TRANSISTOR DISSIPATION RATE OF <1W	137,654	286,928
85413000	THYRISTORS DIACS AND TRIACS	19,089	27,175
85414000	PHOTSENSITIV SEMICONDUCTOR DEVICES	54,932,229	57,712,957
85415000	OTH SEMICONDUCTOR DEVICES	50,936	58,150
85416000	MOUNTED PIEZO-ELECTRIC CRYSTAL	121,916	133,505
85419000	PARTS OF APPARATUS OF H-85.41	57,781	154,997
85423100	PROCESSORS & CONTROLLERS	583,845	361,692
85423200	MEMORIES	31,852	5,480
85423300	AMPLIFIERS	45,330	50,246
85423900	OTH ELECTRO INTEGRATED CIRCUIT	975,886	1,285,209
85429000	PARTS OF THE HEADING NO.85.42	218,868	384,086
85431000	PARTICLES ACCELERATORS	1,670	4,069
85432000	SIGNAL GENERATORS	21,088	30,002
85433000	MACHINES&APPARATUS FOR ELECTROPLATING, ELECTROLYSIS OR ELECTROPHORESIS	407,423	336,833
85437010	REMOTE CONTROL	1,915,117	1,725,032
85437020	INFRARED INSECT KILLER	106,330	75,597
85437030	ULTRAVIOLET INSECT KILLER	5,571	9,467
85437090	O-MCH/APPA-INDIVIDUAL FUNCTION	2,550,183	2,446,101
85439010	PART MACH 8543.1900&8543.2000	12,407	6,729
85439090	OTH PART ELEC MACH&APPLIANCES	481,126	603,378
85441110	ENAMELLED WIRE WITH NYLON COVER	9,789	6,674
85441190	OTHER ENAMELED COPPER WIRE	326,112	230,997

## PCT CHAPTER WISE BREAKUP OF IMPORTS

Rs. In Thousands

HSCODE	COMMODITY	Jul-Jun	Jul-Jun
		2018-19	2019-20
	<b>ELECTRICAL MACHINERY,EQUIP,PARTS</b>		
85441900	OTHER WINDING WIRE OF COPPER	672,727	572,822
85442000	CO-AXIAL CABLE & CONDUCTORS	2,276,696	2,166,826
85443011	WIRING/CABLE CAR/VEH-8703,4,11	17,631	38,002
85443012	WIRING/CABLE SETS VEH-H-8701,2	41	-
85443019	OTH IGN WRIN SET VEH/SH/A-CRFT	158,174	80,337
85443090	OTH WRING SET VEH/SHIP/A-CRAFT	672,752	153,238
85444210	COMPUTER LEADS WITH CONNECTOR	459,570	1,298,041
85444221	WIRI,CABLE SETS VEH-8703,04,11	12,609	17,613
85444222	WIRIN,CABLE SET VEH-8701,02,04	253	4
85444229	OTH WIRING SETS VEH-UPTO1000V	3,010	8,984
85444290	OTH CABLE SETS VEH-UPTO 1000V	2,229,360	2,015,001
85444910	ELECTRIC TETEPHONE CABLES	15,014	6,906
85444920	MULTI CORE,FLEXIBLE CABLE-COPP	1,889,698	426,283
85444990	OTH ELECTRIC CONDUCTORS VOLTAGE >80V BUT NOT>1000V	16,991,154	9,788,737
85446010	OTH EL CON FOR VOLTAGE >1000V	3,621,388	114,317
85446090	OTH EL CON FOR VOLTAGE	3,180,795	986,013
85447000	OPTICAL FIBRE CABLES	939,689	1,967,675
85451100	ELECTRODES USED IN FURNACES	682,709	218,942
85451900	OTHER ELECTRODES	13,148	5,396
85452000	CARBON BRUSHES	132,025	153,268
85459010	OTHER CARBON MOTOR VEHICLE/TRACTOR	2,467	346
85459020	CARBON RODS DRY BATTERY CELLS	24,940	38,479
85459090	OTHER LAMP CARBON&CARBON ARTICLE	8,416	28,502
85461000	EELECTRICAL INSULATOR OF GLASS	189	120
85462000	EELECTRICAL INSULATOR CERAMICS	1,468,041	8,252,948
85469000	OTHER ELECTRICAL INSULATORS OTHER THAN GLASS,CERAMICS	228,767	2,108,912
85471000	INSULATING FITTINGS OF CERAMIC	127,058	1,249
85472000	INSULATING FITTINGS OF PLASTIC	1,007,100	42,884
85479000	OTHER INSULATING FITTINGS OF PLASTICS/CERAMICS	723,316	239,395
85481010	BATTERIES PLATES	3,923	-
85481090	OTH SCRAP OF CELL,BATTERY	721,797	84,683
85489000	OTHER,PARTS ELECTRIC MACHINE/APPARATUS NES	8,235	6,514
	<b>TOTAL ELECTRICAL MACHINERY,EQUIP,PARTS</b>	<b>496,737,544</b>	<b>756,942,983</b>
	<b>RAILWAY, LOCOMOTIVE, ROLLING STOCK</b>		
86012000	RAIL LOCOMO POWERED ELE ACCUMU	37	-
86021000	DIESEL ELECTRIC LOCOMOTIVES	7,857,895	-

## PCT CHAPTER WISE BREAKUP OF IMPORTS

Rs. In Thousands

HSCODE	COMMODITY	Jul-Jun	Jul-Jun
		2018-19	2019-20
	<b>RAILWAY, LOCOMOTIVE, ROLLING STOCK</b>		
86040000	RAILWAY/TRAMWAY MAINTENANCE OR SERVICE VEHICLE	809,050	482,200
86069900	OTHER RAILWAY, TRAMWAY GOOD VAN/WAGONS(NSP)	11	-
86071100	DRIVING BOGIES&BISSSEL-BOGIES	75	1,404
86071200	OTHER BOGIES AND BISSSEL-BOGIES	162,954	-
86071900	OTHER INCLUDING PARTS AXELS/WHEEL	515,806	442,034
86072100	AIR BRAKES AND PARTS THEREOF	183,421	228,816
86072900	OTHER BRAKES LOCOMOTIVE&PARTS THEREOF	2,930	106,011
86073000	HOOKS, COUPLIN DEVICES, BUFFERS	5,055	15,749
86079100	OTHER PARTS OF LOCOMOTIVES	1,490,517	1,071,843
86079900	OTHER RAILWAY LOCOMOTIVE STOCK PART	170,454	10,340
86080000	RAILWAY/TRAMWAY TRACK FIXTURES	592,398	152,265
86090000	CONTAINERS DESIGNED & EQUIPPED FOR CARRIAGE BY 1 OR MORE MODES OF TRANSPORT	385,203	298,209
	<b>TOTAL RAILWAY, LOCOMOTIVE, ROLLING STOCK</b>	<b>12,175,806</b>	<b>2,808,871</b>
	<b>VEHICLES OTHER THAN RAILWAY, ROLLING STOCK</b>		
87011090	OTHER PEDESTRIAN CONTROLLED TRACTORS	-	93
87012010	ROAD TRACTOR CKD/SKD CONDITION	2,840,449	1,006,339
87012020	ROAD TRACT-S-TRAILER CBU<280hp	465,397	107,452
87012030	R-TRACTOR ANY KIT FORM-280HP/>	5,890,380	2,334,343
87012040	PEDEST CONT TRACTOR CBU>280HP	4,721,091	980,397
87019100	TRACK LAYING TRACTOR <18 KW	6,855	551
87019210	COMP AG-TRACTORS-ANY KIT FORM	-	8,182
87019220	AGRI TRACT, ENG CAP>26KW <37 KW	742	8,907
87019290	OTH TRACT, ENG CAP>26 KW <37 KW	56,483	74,283
87019320	AGRICULTURE TACTOR-37 TO 75KW	3,110,017	2,246,951
87019390	OTHER TRACTORS 37 TO 75 KW	-	905
87019400	AGR TRACT, ENG CAP>75 KW<130 KW	47,848	14,366
87019500	AGRI TRACT, ENG CAP>130 KW	3,184	4,387
87021010	MOTOR VEHICLE DIESEL ENGINE CKD/SKD CONDITION OF 10 PERSONS	5,119,854	4,519,509
87021090	OTHER MOTOR VEHICLE DIESEL ENGINE 10-PERSON	5,067,205	3,966,301
87022090	OTH M.V DIESEL&ELEC.10 OR>PERS	3,504,693	268,663
87023090	OTH M.VEH PET&ELEC.10 OR>PERS	-	10,288
87024090	OTH M.VEH ELECTRIC.10 OR>PERS	2,999	9,065
87029090	OTHER MOTOR VEHICLE DIESEL ENGINE	814,185	1,333,450
87031000	MOTOR VEHICLE	41,189	34,360
87032111	COMP VEH, IN AKF, 800CC, SP-IGNI	11,121,449	14,302,495
87032112	COMPONENTS, MINI VAN VEH, IN AKF	4,555,980	1,350,498

## PCT CHAPTER WISE BREAKUP OF IMPORTS

Rs. In Thousands

HSCODE	COMMODITY	Jul-Jun	Jul-Jun
		2018-19	2019-20
	<b>VEHICLES OTHER THAN RAILWAY, ROLLING STOCK</b>		
87032113	MINI VANS (CBU)	3,355,579	1,054,435
87032114	C-ASSEM/MANUF AU-RICKSHAW, AKF	893,276	514,780
87032119	OTH VEH CY-CAPACITY NOT>800CC	6,138,620	1,837,458
87032191	COMPEN VEH,IN AKF,800 -1000CC	32,827,308	15,393,477
87032192	COMPNE 4*4 VEH, AKF,800-1000CC	-	272
87032193	4X4 VEHICLES (CBU), 800-1000CC	22,101	830
87032194	COPM.A/M.MINI VAN AKF 800-1000	676,619	1,014,945
87032195	MINI VAN (CBU) 800CC-1000CC	80,153	-
87032199	OTH VEHICLES, 800CC TO 1000CC	3,499,393	1,591,953
87032210	VEHICLE 1000-1300CC CKD/SKD CONDITION	34,890,473	19,193,860
87032220	OTHER MOTOR VEHICLE 1000-1300CC	191,715	154,258
87032240	OTHER MOTOR VEHICLE >1300-1500CC	7,794	-
87032250	COM.SUV >1000<=1500C AKF	-	2,601,772
87032260	SPORT UTILITY VEH>1000<=1500CC	-	16,752
87032290	OTH VEH CYL-CPA 1000-1500CC	2,975,477	2,447,047
87032311	COMPEN VEH,IN AKF1500-1800CC	28,529,739	12,712,935
87032319	OTH VEHICLE CYC 1500-3000CC	675,651	428,989
87032321	COMPEN VEH,IN AKF1800-3000CC	2,871,316	7,444,143
87032322	COPM.A/M.SPORTS VEH.1800-3000	997,014	6,835,539
87032323	SPORTS VEH(SUS.4X4)1800-3000	29,001	9,221
87032329	OTH VEHICLE CYC 1800-3000CC	173,150	350,251
87032490	OTH VEHICLE CYC EXCE- 3000CC	2,537,444	1,092,868
87033129	OTH VEH(DIES ENG)CY-800-1000CC	14,980	-
87033139	OTH PART >1000CC & =1500CC VEH	-	5,482
87033223	SPORTS UTILITY VEHIC (SUVS 4X4	63,786	-
87033227	TWIN CABIN(DIESL)1800-2500-CBU	498	-
87033229	OTH VEH 1500-2500&1800-2500CC	82,394	2,942
87033310	COMP INDUS VEH>2500CC,AKF-DIES	5,639,915	2,586,757
87033390	OTH VEH CYC->2500CC,DIESEL	362,005	126,635
87034019	OTH.M.VEH SP.IG&ELEC =800CC	4,084	-
87034029	OTH VEH SP.IG&ELEC>800=1000C	770	-
87034031	M.V SP.IG&ELEC>1000= 1500C AKF	-	1,122
87034032	VEH.SP.IG&ELEC>1000=1300CC	108,550	135,267
87034039	OTH.V.SP.IG&ELEC>1000=1300CC	8,229,179	3,769,885
87034049	OTH.V.SP.IG&ELEC>1500=1800CC	1,576,473	1,227,185
87034059	OTH.V.SP.IG&ELEC>1800=3000CC	82,911	18,435
87034069	OTH.VEH.SP.IG&ELEC>3000CC	9,267	-

## PCT CHAPTER WISE BREAKUP OF IMPORTS

Rs. In Thousands

HSCODE	COMMODITY	Jul-Jun	Jul-Jun
		2018-19	2019-20
	<b>VEHICLES OTHER THAN RAILWAY, ROLLING STOCK</b>		
87035039	OTH.V.DIES&ELEC>1000=1500CC	297,768	6,284
87035049	OTH.V.DIES&ELEC>1500=1800CC	101,786	18,161
87035059	OTH.V.DIES&ELEC>1800=2500CC	387,503	177,116
87035069	OTH.V.DIES&ELEC>1800=2500CC	34,604	-
87036039	OTH.VH.SP.IG&ELE CH>1000=1300C	1,142	12,451
87036049	OTH.VH.SP.IG&ELE CH>1500=1800C	1,921	-
87036059	OTH.VH.SP.IG&ELE CH>1800=3000C	299,960	301,942
87036069	OTH.VEH.SP.IG&ELE CHRGE>3000C	88,596	50,974
87037069	OTH.V.DIES&ELE CHRGE>2500CC	13,188	16,056
87038010	COPM.A/M.OF ELECTRIC VEH AKF	-	358
87038090	OTH.V. WITH ONLY ELEC. MOTOR	28,983	1,901,066
87039000	OTHER MOTOR CAR/MOTOR VEHICLE FOR PERSONS	88,450	9
87041010	DUMP TRUCKS WITH LIMITED SPEED	108,430	29
87041090	OTH MOTOR VEHICLES FOR GOODS	3,098,972	8,249,024
87042110	OTHER VEHICLE DIESEL G.V.W<5 TON CKD/SKD CONDITION	10,514,828	10,730,320
87042190	OTHER VEHICLE DIESEL G.V.W < 5 TON	1,557,187	282,897
87042211	CA,VEH GOODS,AKF,5-8-TON,DIESE	6,022,192	2,583,665
87042212	GVW>5TON <8TON CBU 2 AXLE	174,665	117,028
87042214	GVW>5TON<8TON HYB.ELEC.VEH.CBU	6,156	-
87042219	OTH VEH FOR GOODS 5-20 TON,DIE	330,030	26,103
87042291	CA,VEH GOODS,AKF,5-20-TON,DIES	3,239,399	935,454
87042292	GVW >8TON <20TON CBU 2 AXLE	151,660	97,288
87042293	GVW >8TON <20TON CBU ABOVE 2 A	13,210	-
87042299	OTH ,VEH GOODS,5-20-TON,DIESEL	314,640	-
87042310	VEHICLE >20 TONNES CKD/SKD DIESEL	3,056,373	2,192,397
87042320	GVW EXCEED. 20TON CBU 2 AXLE	12,841	9,572
87042330	GVW EXCEED 20TON CBU ABOVE 2 A	1,943,603	415,059
87042390	OTHER VEHICLE DIESEL >20 TONNES	4,814	72,944
87043110	VEHICLE NOT EXCEEDING 5 TONNES CKD/SKD	4,383,012	2,038,294
87043120	COPM.AS/MU. MINI CARGO VAN.AKF	224,032	16,403
87043130	MINI CARGO VAN(CBU)	600	-
87043140	COPM.A/M.3-WH CARGO LOADER.AKF	2,464,187	1,400,628
87043150	3-WHEELER CARGO LOADER(CBU)	106,018	7,194
87043190	OTHER VEHICLE NOT EXCEEDING 5 TONNES	211,388	27,741
87043210	VEHICLE EXCEEDING 5 TONNES CKD/SKD CONDITION	2,337	-
87043220	GVW >5TON CBU 2 AXLE	-	23,908
87043240	GVW >5TON HYB.ELEC.VEH CBU	-	640

## PCT CHAPTER WISE BREAKUP OF IMPORTS

Rs. In Thousands

HSCODE	COMMODITY	Jul-Jun	Jul-Jun
		2018-19	2019-20
	<b>VEHICLES OTHER THAN RAILWAY, ROLLING STOCK</b>		
87043290	OTHER VEHICLE EXCEEDING 5 TONNES	-	3,540
87049090	OTHER VEHICLE FOR TRANSPORT OF GOODS	423	594
87051000	CRANE LORRIES	890,929	427,355
87052000	MOBILE DRILLING DERRICKS	364,130	-
87053000	FIRE FIGHTING VEHICLES	272,737	44,158
87054000	CONCRETE-MIXER LORRIES	491,322	453,428
87059000	OTHER SPECIAL PURPOSE MOTOR VEHICLE	1,011,842	1,050,628
87071000	BODIES/CABS,VEHICLE OF HEADING 87.03/MOTOR-CARS	36,003	5,761
87079010	BODIES M-VEH H-87042190&3190	1,582	7,920
87079090	BODIES OTH M-VEH H-8701TO 8705	11,320	8,338
87081010	BUMPERS(SHEET METAL)FOR VEHICLES OF SUB-HEADING 8701.2020, .2090, .9040 & .9060	5,024	4,916
87081020	FR/RE BUMPERS ETC M-CAR H-8703	56,888	38,887
87081090	OTH BUMPERS AND PARTS THEREOF	1,981,920	174,319
87082110	SAFETY SEAT BELTS M-CAR,H-8703	40,291	14,449
87082120	SAFETY SEAT BELTS VEH,H-8701,4	483	907
87082190	OTHER SAFETY SEAT BELTS	610,876	359,390
87082911	PARTS/ACCE OF BODIES VH-H-8701	2,585	210
87082919	OTH PARTS /ACC OF BODIES M-VEH	10,347	6,689
87082920	BODY PARTS, VH-H-87021090,9090	583	15,800
87082931	AIR OUTLET ASSEMB M-CAR H-8703	1,505,534	908,328
87082932	BODY PARTS OF VEH H-8703.2113	225,269	185,069
87082939	BODY PARTS OF VEH H-8703.2190	11,619,135	4,418,541
87082941	BODY PARTS OF VEH H-8704.2190	120,116	46,930
87082942	BODY PARTS OF VEH H-8704.2219	781	3,878
87082949	BODY PARTS OF OTH VEHICLES	112,264	267,322
87082990	PARTS/ACC M-VEH H-8701 TO 8705	644,255	366,401
87083010	BRAKES VEH H-87032115-87043190	61,585	138,843
87083020	BRAKE PATS H-87021090,9090	46,901	78,148
87083031	BRAKE PART VH-H-87042190&.3190	13,503	5,540
87083032	BRAKE- P V-8704.2219,2299,2390	3,652	-
87083039	OTH BRAKE PATS VH-H-8704.22&23	323,814	191,451
87083090	OTHER BRAKE PATS OF OTHER VEH	972,263	936,622
87084010	GEAR BOXES FOR AGRI-TRACTOR	3,986	4,156
87084090	OTHER GEAR BOXES FOR VEHICLE	3,586,652	1,145,608
87085010	BUILT UP DRIVE AXE VH-8701,2,4	179,926	161,118
87085020	BUILT UP DRIVE AXEL AGRI-TRACT	78,829	7,668
87085090	DRIVE AXLES WITH DIFFERENTIAL	469,259	748,411

## PCT CHAPTER WISE BREAKUP OF IMPORTS

Rs. In Thousands

HSCODE	COMMODITY	Jul-Jun	Jul-Jun
		2018-19	2019-20
	<b>VEHICLES OTHER THAN RAILWAY, ROLLING STOCK</b>		
87087010	ROAD WHEELS,RIMS-CARS H-8703,4	292,098	211,934
87087020	ROAD WHE,RIM,VEH-8701,2,4(6X2)	285,767	88,848
87087090	OTH ROAD WHEELS,PARTS & ACCE	560,104	333,305
87088010	SUSPE S-ABSORBERS CARS 87.03,4	97,550	137,771
87088020	PIN FOR SHOCK ABSORB (4X2 VEH)	563	888
87088090	OTH SUSPENSION SHOCK-ABSORBERS	2,089,158	1,219,923
87089110	RADIATORS WITH ALUMINUM CORE	61,632	35,407
87089120	RADI O/TH ALU CORE CAR-8703,4	19,173	5,153
87089130	RADI O/T ALU CORE VH-8701,4*4	805	997
87089190	OTH PARTS AND ACCESSORIES	549,513	459,562
87089210	SILENCERS,EXH-PIPE CAR 87.03,4	28,884	13,053
87089220	SILENCER,EXH-PIPE VEH-8701,2,4	38	423
87089290	OTH SILENCER AND EXH-PIPE	42,268	53,448
87089310	UPP/LOWER PLA CLUCH CAR 8703,4	13,140	39,358
87089320	LOWER PLATE CLUCH VH-87032193	5,816	631
87089390	OTH CLUTCHES AND PARTS VEH	375,178	255,856
87089410	STEERING WHEELS M-CARS 8703,4	14,118	27,051
87089420	STEERING GEARS CAR-8703-800CC	218	389
87089490	OTH STEERING WHEELS/BOXES	784,525	524,028
87089500	SAFETY AIRBAGS INFLATER SYSTEM	3,210	3,293
87089910	O-PART VEH H-87012020,90,40,60	20,932	66,278
87089920	COMPONEN FOR VEH-87021090&9090	1,255	384
87089930	COMPONENTS MOTOR CAR H-8703	360,743	448,835
87089940	COMPONENTS VH-87042190,3190	101,459	281,028
87089950	COMPONEN VH-87042219,2290,2390	3,288	4,498
87089990	PARTS & ACCESSORIES OF MOTOR VEHICLES	9,202,627	4,611,231
87091100	WORK TRUCKS SELF-PROPELLED ELECTRICAL	7,411	20,184
87091900	OTHER WORK TRUCK SELF PROPELLED NOT-FITTED WITH LIFTING/HANDLING EQUIPMENT	207,058	1,029,542
87099000	PARTS,H-NO.87.09 OF WORK TRUCK	28,229	16,397
87100010	ARMOURED CASH CARRYING VEHICLE	5,487	27,396
87100090	TANKS,OTH ARMOUD FITGHING VEH	6,677	5,953
87111010	MOTOR CYCLE EXCEEDING 50 CC CKD/SKD CONDITION	2,048	-
87111090	OTHER MOTOR CYCLE NOT EXCEEDING 50CC	69,129	2,809
87112010	MOTOR CYCLE 50-250 CC CKD/SKD CONDITION	11,712,429	9,959,694
87112090	OTHER MOTOR CYCLE CAPACITY 50-250CC	237,326	80,968
87113010	AUTO RICKSHAW WITH BODIES	8,017	-
87113090	OTH MOTOR CYCLES,OF A CYLINDER	27,646	19,676



## PCT CHAPTER WISE BREAKUP OF IMPORTS

Rs. In Thousands

HSCODE	COMMODITY	Jul-Jun	Jul-Jun
		2018-19	2019-20
	<b>VEHICLES OTHER THAN RAILWAY, ROLLING STOCK</b>		
87114090	OTH MOTORECYCLE 500-800CC	39,965	5,671
87115090	OTH MOTORCYCLE EXCEDING 800CC	193,781	73,713
87116010	COMP M.CYCL WIT ELEC MOTOR AKF	-	1,915
87116020	ELEC-POW 2-WHEEL DEVICE(HOVER)	470	225
87116090	OTH. ELECTRIC M.CYLCLE	6,838	5,059
87119010	OTHER MOTOR CYCLE ,CKD/SKD CONDITION	5,580	1,715
87119090	OTHER MOTOR CYCLE/MOPEDS	146	80
87120000	BICYCLES,OTHER DELIVERY TRICYCLES, NOT MOTORISED	1,072,499	655,704
87131000	CARRIAGES FOR DISABLED PERSONS, NOT MECHANICALLY PROPELLED	663,858	698,257
87139000	OTHER INVALID CARRIAGES MOTORISED	70,232	28,427
87141010	SADDLES OF MOTORCYCLES,MOPEDS	148	152
87141020	COMPONNENT FOR VEHICLE-H-8711	1,799,970	1,136,117
87141030	DRUM GEAR SHIFT OF VEHI-H-8711	151,919	153,024
87141040	COMPONENTS FOR VEH HEAD 87.11	428,706	35,740
87141090	OTH PART ACC VEH H-87.11-87-13	5,645,197	3,100,251
87142000	PART ACCESSORIES OF CARRIAGES FOR DISABLED PERSONS	12,273	5,704
87149100	FRAMES,FORKS & PARTS THEREOF	2,148	2,335
87149200	WHEEL RIMS AND SPOKES	46,435	31,852
87149310	FREE WHEEL SPRO BICYCLE H-8712	130,934	87,091
87149390	OTH FREE WHEEL SPROCK BICYCLE	10,906	2,480
87149400	BRAKES,COASTER BRAKING HUBS,HUB BRAKES,& PARTS THEREOF	34,065	20,981
87149500	OTHER, SADDLES	64,209	37,025
87149600	PEDALS,CRANK-GEAR,& PARTS THEREOF	13,043	7,769
87149900	OTHER,PARTS AND ACCESSORIES	340,901	295,258
87150000	BABY CARRIAGES & PARTS THEREOF	114,774	119,281
87161010	COMPO TRAILER/S-TRAILER IN AKF	-	7
87161090	OTH TRAILER/S-TRAILER CRV TYPE	29,487	21,575
87162090	OTH SELF-LOADING/UN-AG-TRAILER	6,403	4,631
87163190	TRAILERS FOR TRANSPORT GOODS	57,845	242,005
87163910	COMPONEN OTH TRAILERS IN AKF	-	2,148
87163990	OTH TRAILERS/SE-TRAILERS GOODS	737,664	183,372
87164010	COMPO OTH TRAIL/SE-TRAILER-AKF	-	987
87164090	OTH TRAILERS & SEMI -TRAILERS	39,372	387,977
87168010	COMPO FOR OTH VEH IN ANY KIT-F	2,689	731
87168090	OTHER VEH NOT MANHNNICALLT PROP	157,583	193,715
87169000	PARTS,TRAILER SEMI-TRAILER, H87.16	918,091	604,624
	<b>TOTAL VEHICLES OTHER THAN RAILWAY, ROLLING STOCK</b>	<b>289,981,769</b>	<b>187,227,397</b>

## PCT CHAPTER WISE BREAKUP OF IMPORTS

Rs. In Thousands

HSCODE	COMMODITY	Jul-Jun 2018-19	Jul-Jun 2019-20
	<b>AIRCRAFT, SPACECRAFT AND PARTS THEREOF</b>		
88010000	GLIDERS AND HANG GLIDERS	7,826	9,113
88021100	HALICOPTER UNLADN WT>2000 KG	22,481	1,192,953
88021200	HALICOPTER UNLADEN WEIGHT>2000 KG	-	4,377,266
88022000	AEROPLANE,AIRCRAFT,UNLADEN WEIGHT NOT >2000KG	-	3,535
88023000	AEROPLANE UNLADEN WEIGHT>2000 BUT NOT >15000KG	622,937	11,020
88024000	AEROPLANE UNLADEN WEIGHT>15000KG	62,933	2,840,711
88031000	PROPELLERS,ROTORS & PARTS THEREOF	25,434	1,509
88032000	UNDER CARRIAGES/PARTS THEREOF	12,120	216,365
88033000	OTHER PARTS OF AEROPLANE/HELICOPTER	498,392	1,282,931
88039000	OTHER PARTS OF H-88.01 OR 88.02	8,421,172	4,468,877
88040000	PARACHUTES AND ROTOCHUTES,PARTS & ACCESSORIES THEREOF	578	7,019
88051000	AIRCRAFT LAUNCHING GEAR,DECK-ARRESTOR	3,809	22,627
88052900	OTHER GROUND FLYING TRAINER ,PART	38,485	2,394
	<b>TOTAL AIRCRAFT, SPACECRAFT AND PARTS THEREOF</b>	<b>9,716,167</b>	<b>14,436,320</b>
	<b>SHIP, BOATS &amp; FLOATING STRUCTURES</b>		
89011000	CRUISE SHIPS,BOATS FOR PERSONS	10,775	9,101,118
89019000	OTHER VESSELS FOR PERSONS/GOODS	4,297,745	8,085,747
89031000	INFLATABLE YACHTS&OTHER VESSEL FOR PROCESSING/PRESERVING FISHERY PRODUCTS	1,219	5,617
89039100	SAILBOATS,WITH/WITH OUT AUXILIARY-MOTOR	518	-
89039200	MOTORBOAT,OTHER THAN OUTBOARD MOTOR-BOATS	11,762	6,631
89039900	OTH INFLATABLE YACHTS	169,201	9,646
89040000	TUGS AND PUSHER CRAFT.	3,406,028	2,123,635
89051000	DREDGERS	13,150	1
89052000	FLOATING OR SUBMERSIBLE DRILLING OR PRODUCTION PLATFORMS	57,672,100	-
89059000	OTH LIGHT VESSELS,FLO-CRANES	1,135,653	42,844
89069000	OTHER VESSELS & LIFEBOATS	27,630	-
89071000	INFLATABLE RAFTS	2,002	969
89079000	OTHER; FLOATING STRUCTURES	375,037	13,290
89080000	VESSEL,FLOATING-STRUCTOR FOR BREAKING UP	21,269,713	5,431,047
	<b>TOTAL SHIP, BOATS &amp; FLOATING STRUCTURES</b>	<b>88,392,533</b>	<b>24,820,545</b>
	<b>OPTICAL,PHOTOGRAPHIC,CINEMATOGRAPHIC,MEASURING,MEDICAL OR SURGICAL INSTRUMENTS AND APPARATUS,PARTS AND ACCESSORIES</b>		
90011000	OPTICAL FIBRES,OPTICAL FIBRE BUNDLES AND CABLES	1,144,875	370,475
90012000	SHEETS/PLATES OF POLARISING MATERIAL	51	11
90013000	CONTACT LENSES.	37,556	41,523
90014000	SPECTACLE LENSES OF GLASS.	110,222	110,025
90015000	SPECTACLE LENSES OF OTHER MATERIAL	50,573	45,369

## PCT CHAPTER WISE BREAKUP OF IMPORTS

Rs. In Thousands

HSCODE	COMMODITY	Jul-Jun	Jul-Jun
		2018-19	2019-20
	<b>OPTICAL, PHOTOGRAPHIC, CINEMATOGRAPHIC, MEASURING, MEDICAL OR SURGICAL INSTRUMENTS AND APPARATUS, PARTS AND ACCESSORIES</b>		
90019000	OTHER LENSES, PRISMS, MIRRORS	337,300	997,843
90021100	OBJETIVE LENSES FOR CAMERA/PROJECTORS OR PHOTOGRAPHIC ENLARGERS OR REDUCERS	30,203	26,651
90021900	OTHER OBJECTIVE LENSES.	33,924	33,081
90022000	FILTERS	1,722	986
90029000	OTHER, MOUNTED OPTICAL ELEMENTS	16,280	32,499
90031100	FRAMES, MOUNTINGS OF PLASTICS	5,501	12,871
90031900	FRAMES, MOUNTING OF OTHER MATERIAL	395,255	301,331
90039000	PART FOR FRAMES&MOUNTINGS FOR SPECTACLES	3,695	1,397
90041000	SUNGLASSES	226,953	286,436
90049000	OTHER SPECTACLES, GOGGLE&THE LIKE, CORRECTIVE, PROTECTIVE OR OTHER	173,446	403,866
90051000	BINOCULARS	52,162	42,276
90058000	OTHER INSTRUMENTS	24,111	383,527
90059000	PARTS & ACCESSORIES (INCLUDING MOUNTINGS)	2,066	29,416
90061000	CAMERA FOR PREPARING PRINTING PLATES OR CYLINDERS	158	-
90063000	CAMERA USED IN UNDERWATER SURVEY	143	48,191
90064000	INSTANT PRINT CAMERAS	4,593	7,145
90065100	CAMERA(SLR-SINGLE LENS REFLEX) FOR ROLL FILM OF WIDTH NOT >35MM	151	-
90065900	OTHER CAMERA PHOTOGRAPHIC NS	6,039	1,307
90066100	DISCHARGE LAMP(ELECTRONIC) FLASHLIGHT APPARATUS	1,079	3,313
90066900	OTHER PHOTOGRAPHIC FLASHLIGHT APPARATUS	3,288	4,258
90069100	PARTS, ACCESSORIES PHOTOGRAPHIC CAMERA	26,733	45,794
90069900	PART, ACCESSORIES PHOTOGRAPHIC FLASHLIGHT APPARATUS	6,087	5,585
90071000	CINEMATOGRAPHIC CAMERAS S-R/RE	6,202	8,192
90072000	CINEMATOGRAPHIC PROJECTORS	110,922	4,242
90079100	PARTS, ACCESSORIES FILM CAMERA	7,906	5,183
90079200	PARTS, ACCESSORIES FOR FILM PROJECTOR	22,880	2,233
90085000	PROJECTORS, ENLARGERS&REDUCERS	1,116	2,228
90089000	PARTS/ACCESSORIES OF HEADING NO.90.08	1,197	169
90101000	APPARATUS, EQUIPMENT AUTOMATICALLY DEVELOPING FILM	32,730	50,426
90105000	OTHER APPARATUS EQUIPMENT PHOTO-GRAPHIC LABORATORIES	64,143	5,457
90106000	PROJECTION SCREENS	57,418	41,408
90109000	PART ACCESSORIES OF APPARATUS/EQUIPMENT H-90.10	17,905	5,755
90111000	STEREOSCOPIC MICROSCOPES	26,949	71,251
90112000	OTHER MICROSCOPES, PHOTO-MICROGRAPHY, CINEPHOTOMICROGRAPHY OR MICROPROJECTION	8,761	9,644
90118000	OTHER MICROSCOPES	185,642	236,979
90119000	PARTS, ACCESSORIES OF OPTCAL MICROSCOPE	35,852	18,136
90121000	MICROSCOPE OTHER THAN OPTICAL MICRO-SCOPES; IFFRACTION APPARATUS	194,393	167,736

## PCT CHAPTER WISE BREAKUP OF IMPORTS

Rs. In Thousands

HSCODE	COMMODITY	Jul-Jun	Jul-Jun
		2018-19	2019-20
	<b>OPTICAL, PHOTOGRAPHIC, CINEMATOGRAPHIC, MEASURING, MEDICAL OR SURGICAL INSTRUMENTS AND APPARATUS, PARTS AND ACCESSORIES</b>		
90129000	PARTS, ACCESSORIES MICRO-SCOPE OTHER THAN OPTICAL MICROSCOPES;	2,204	6,508
90131000	TELESCOPIC SIGHTS FITTING TO ARMS	22,144	3,223
90132000	LASERS OTHER THAN LASER DIODES	92,955	88,095
90138000	OTHER DEVICES APPLIANCES & INSTRUMENTS	830,587	549,696
90139000	PARTS, ACCESSORIES OF SUB GROUP-90.13	36,968	34,056
90141000	DIRECTION FINDING COMPASSES	10,854	5,535
90142000	INSTRUMENTS/APPLIANCES FOR AERONAUTICAL OR SPACE NAVIGATION	10,333	112,386
90148000	OTHER INSTRUMENTS/APPLIANCES (NAVIGATIONAL)	14,989	26,781
90149000	PART, ACCESSORIES OF SUB GROUP OF 90.14	2,331	983
90151000	RANGEFINDERS	109,752	6,078
90152000	THEODOLITES AND TACHEOMETERS	16,357	78,661
90153000	LEVELS	66,660	59,438
90154000	PHOTOGRAMMETRICAL SURVEYING INSTRUMENTS/APPLIANCES	471	715
90158000	OTHER INSTRUMENTS AND APPLIANCE	3,568,995	2,776,141
90159000	PARTS AND ACCESSORIES OF SUB GROUP 90.15	749,003	286,897
90160010	BALANCES, ELECTRONIC	46,371	46,721
90160090	OTHER BALANCES OF SENSITIVITY OF 5 CG OR BETTER, WITH OR WITHOUT WEIGHTS	25,836	12,755
90171010	TEXTILE GARMENT DESIGNING MACHINES, WITH CAD/CAM/CIM SYSTEM	30,577	33,259
90171090	OTHER TEXTILE GARMENT DESIGNING MACHINES	13,842	10,759
90172000	OTHER DRAWING MARKING OUT/MATHMATICAL CALCULATING INSTRUMENTS	143,638	104,425
90173010	MICROMETERS	12,127	14,797
90173020	CALLIPERS AND GAUGES	80,234	51,914
90178010	MEASURING RODS AND TAPES	178,334	210,272
90178090	OTHER INSTRUMENT FOR MEASURING LENGTH	47,405	62,743
90179000	PARTS/ACCESSORIES OF SUB GROUP 90.17	9,147	64,948
90181100	ELECTRO-CARDIOGRAPHS	182,290	312,816
90181200	ULTRASONIC SCANNING APPARATUS	1,176,268	1,071,648
90181300	MAGNETIC RESONANCE IMAGING APPARATUS	3,255,348	969,247
90181400	SCINTIGRAPHIC APPARATUS	148,386	291,672
90181900	OTHER ELECTRO-DIAGNOSTIC APPARATUS	7,590,184	6,109,757
90182000	ULTRA VIOLET/INFRA-RED RAY APPARATUS	21,142	23,380
90183110	SYRINGES WITH NEEDLES	3,338,857	3,221,191
90183120	SYRINGES WITHOUT NEEDLES	104,728	72,827
90183200	TUBULAR METAL NEEDLE/NEEDLES FOR SUTURES	494,880	701,594
90183910	DEXTROSE, SALINE INFUSION SETS	384,502	44,779
90183920	DEXTROSE & SALINE INFUSION SET, NEEDLES	1,407,302	1,124,576
90183931	SUCTION CATHETER	20,538	43,268

## PCT CHAPTER WISE BREAKUP OF IMPORTS

Rs. In Thousands

HSCODE	COMMODITY	Jul-Jun	Jul-Jun
		2018-19	2019-20
	<b>OPTICAL,PHOTOGRAPHIC,CINEMATOGRAPHIC,MEASURING,MEDICAL OR SURGICAL INSTRUMENTS AND APPARATUS,PARTS AND ACCESSORIES</b>		
90183933	FOLY'S CATHETER	146,423	310,038
90183939	OTHER CATHETER	2,691,837	3,080,781
90183940	CANNULA	2,059,293	2,425,312
90183950	SURGICAL NEEDLES	87,445	115,051
90183960	ENDO TRACHEAL TUBE CATHETER	73,976	160,738
90183970	BALLOONS CATHETER	78,357	399,613
90183990	OTHER NEEDLES,CATHETERS,CANNULA ETC	8,927,430	8,079,494
90184100	DENTAL DRILL ENGINES,DENTAL EQUIPMENT	13,142	17,197
90184900	OTHER;INSTRUMENT/APPLIANCES USED IN DENTAL SCIENCE	348,595	197,301
90185000	OTHER,OPHTHALMIC INSTRUMENT & APPLIANCES	801,120	1,179,361
90189010	ANESTHESIA APPARATUS	749,969	289,550
90189020	STETHOSCOPES	61,593	111,188
90189030	SURGICAL SCISSORS	13,375	65,788
90189040	SURGICAL KNIVES	27,889	49,326
90189050	SPHYGMOMANO-METER	541,605	635,890
90189060	INFANT INCUBATORS	55,418	55,317
90189070	FIBRE DIALIZERS	249,645	766,192
90189090	OTHER INSTRUMENT,APPLIANCES USED IN MEDICAL/SURGICAL/VETERINARY	8,909,359	9,709,180
90191000	MECHANO-THERAPY,MESSAGE/PSYCHOLOGICAL APTITUDE TESTING APPARATUS	348,609	356,303
90192010	OXYGENATOR WITH ACCESSORIES	529,242	572,990
90192020	OZONE THERAPY APPARATUS	11,537	220
90192030	ACROSOL THERAPY APPARATUS	611,999	1,089,190
90192090	OTHER THERAPEUTIC RESPIRATION APPARATUS	831,483	1,574,979
90200010	GAS MASKS	18,844	102,351
90200020	OTHER BREATHING APPLIANCES	402,610	1,131,935
90211000	ORTHOPAEDIC/FRACTURE APPLIANCES	154,132	163,293
90212100	ARTIFICIAL TEETH	2,312	1,450
90212900	OTHER; DENTAL FITTINGS	31,829	33,408
90213100	ARTIFICIAL JOINTS	1,117,734	1,437,460
90213900	OTHER ARTIFICIAL PARTS OF BODY	2,518,653	2,562,972
90214000	HEARING AIDS,EXCLUDING PART/ACCESSORIES	413,362	594,883
90215000	PACEMAKERS FOR STIMULATING HEART MUSCLES,	1,353,245	653,040
90219000	OTHER;APPLIANCES WORN/CARRIED/IMPLANTED IN BODY TO COMPENSATE DEFECT/DISABILITY	1,220,657	3,078,599
90221200	APPARATUS FOR X-RAY,MEDICAL,SURGICAL,DENTAL USES	2,286,326	1,656,131
90221300	OTHER, APPARATUS X-RAY DENTAL USES	34,875	121,881
90221400	OTHER ,X-RAY APPARATUS FOR MEDICAL,SURGICAL	4,746,856	6,837,847
90221900	OTHER, APPARATUS BASED ON USE OF X-RAY	622,515	676,276

## PCT CHAPTER WISE BREAKUP OF IMPORTS

Rs. In Thousands

HSCODE	COMMODITY	Jul-Jun	Jul-Jun
		2018-19	2019-20
	<b>OPTICAL, PHOTOGRAPHIC, CINEMATOGRAPHIC, MEASURING, MEDICAL OR SURGICAL INSTRUMENTS AND APPARATUS, PARTS AND ACCESSORIES</b>		
90222100	APPARATUS FOR USE OF ALPHA, BETA RADIATIONS	294,632	1,803
90222900	APPARATUS FOR ALPHA, BETA GAMMA RADIATIONS	64,207	229,519
90223000	X-RAY TUBES	235,426	273,839
90229000	OTHER, APPARATUS BASED X-RAY, ALPHA, BETA, GAMMA RADIATIONS	784,016	1,740,918
90230000	APPARATUS, INSTRUMENT, DESIGNED FOR DEMONSTRATIONAL PURPOSES	2,133,984	1,436,785
90241000	HARDNESS/STRENGTH/COMPRESSIBILITY TESTING MACHINES & APPLIANCES	137,602	115,956
90248000	OTHER, HARD, STRENGTH, COMPRESSIBILITY TESTING MACHINES	640,107	1,020,850
90249000	PARTS ACCESSORIES OF SUB GROUP 90.24	112,329	135,430
90251110	THERMOMETERS CLINICAL	112,527	320,434
90251190	OTHER, LIQUID-FILLED THERMOMETER	44,776	254,298
90251900	OTHER THERMOMETERS/PYROMETERS	261,410	396,288
90258010	HYDROMETERS	9,355	32,450
90258020	PSYCHROMETERS	1,284	3,384
90258030	TEMPERATURE GAUGES AG-TRACTOR	1,970	1,144
90258090	OTHER, INSTRUMENT RECORDING COMBINATION	320,100	460,232
90259000	PARTS, ACCESSORIES SUB GROUP- 90.25	89,977	136,166
90261010	FUEL GAUGES FOR AGRI-TRACTOR	12,757	6,263
90261020	OIL LEVEL INDICATOR AG-TRACTOR	6,952	7,487
90261030	OTH MEASURING APPA FOR M-VEH	63,322	40,629
90261090	OTH MEASURING APPA FOR LIQUIDS	672,230	515,357
90262000	APPARATUS, MEASURING/CHECKING PRESSURE.	1,843,993	858,366
90268000	OTHER, APPARATUS, MEASURING VARIABLES OF LIQUID/GASES	2,072,139	1,777,237
90269000	PARTS, ACCESSORIES OF SUB GROUP 90.26.	439,527	636,835
90271000	GAS/SMOKE ANALYSIS APPARATUS.	377,496	348,036
90272000	CHROMATOGRAPHS/ELECTROPHORESIS INSTRUMENTS	858,301	1,112,673
90273000	SPECTROMETER, SPECTROPHOTOMETERS & SPECTROGRAPH USING OPTICAL RADIATIONS	592,541	544,915
90275000	OTHER, INSTRUMENT USING OPTICAL RADIATION	1,454,877	1,003,277
90278000	OTHER, INSTRUMENT FOR PHYSICAL OR CHEMICAL ANALYSIS	5,118,926	4,319,628
90279000	MICROTOMES; PARTS/ACCESSORIES APPARATUS-90.27	1,017,371	906,384
90281000	GAS METERS	2,271,072	862,630
90282000	LIQUID METERS	19,213	13,643
90283000	ELECTRICITY METERS	257,893	171,887
90289010	SHAFT/ASSEMBLY ELECTRIC METER	939	33,252
90289020	OTHER PARTS FOR ELECTRIC METER	73,726	87,241
90289090	OTHER PRODUCTION/CALIBRATING METERS	580,414	815,139
90291010	TAXIMETERS AND PEDOMETERS	353	348
90291020	MILEO METERS	213	68

## PCT CHAPTER WISE BREAKUP OF IMPORTS

Rs. In Thousands

HSCODE	COMMODITY	Jul-Jun	Jul-Jun
		2018-19	2019-20
	<b>OPTICAL, PHOTOGRAPHIC, CINEMATOGRAPHIC, MEASURING, MEDICAL OR SURGICAL INSTRUMENTS AND APPARATUS, PARTS AND ACCESSORIES</b>		
90291090	OTHER; PRODUCTION COUNTERS&LIKE;SPEED INDICATORS&TACHOMETERS	10,937	13,702
90292011	SPEED INDICATOR- VEH-8703,11,4	4,521	2,787
90292012	RPM METER FOR AGRI -TRACTOR	242	395
90292013	SPEED INDICATORS FOR OTH M-VEH	76,483	35,289
90292019	OTH SPEED INDICATOR/TACHOMETER	66,490	62,811
90292020	STROBOSCOPES	1,668	3,925
90299000	PARTS ACCESSORIES OF ARTICLE H- 90.29	198,257	152,821
90301000	INSTRUMENT/APPARATUS, MEASURE IONISING RADIATIONS	743,405	108,798
90302000	CATHODE-RAY OSCILLIOSCOPE/OSCILLIOGRAPHS	32,869	45,031
90303100	MULTIMETERS	73,828	84,581
90303200	MULTIMETER WITH RECORD DEVICE	68,123	37,743
90303310	BATTERY METER FOR AGR -TRACTOR	104	38
90303320	OTH METERS FOR M-CARS & VEHICL	5,282	375
90303330	AMPERE-METER	45,405	38,604
90303390	OTH APPA (MEASURING RADIATION)	278,963	296,727
90303900	O-OSCILLOSCOPE W-RECOD DEVICE	156,099	152,671
90304000	OTHER, INSTRUMENT, SPECIALLY DESIGNED FOR TELECOMMUNICATIONS(CROSS TALK METER ETC)	218,910	183,910
90308200	OTHER, INSTRUMENT, MEASURE OR CHECK SEMICONDUCTOR WAFERS/DEVICE	3,443	2,278
90308400	OTH, APPA, WITH RECORDING DEVIC	96,830	85,597
90308900	OTHER, INSTRUMENT, MEASURE ELECTRICAL QUANTITIES.	599,803	1,647,668
90309000	PARTS ACCESSORIES OF SUB GROUP 90.30	200,169	192,112
90311000	MACHINE BALANCING MECHANICAL PARTS	70,366	55,201
90312000	TEST BENCHES	100,426	244,446
90314100	OTHER, OPTICAL INSTRUMENT CHECKING SEMICODUCTOR WAFERS OR DEVICES	53	46,520
90314900	OTHER, OPTICAL INSTRUMENT & APPLIANCES.	453,895	352,351
90318000	OTHER, INSTRUMENT APPLIANCES & MACHINES.	2,552,425	1,805,427
90319000	PART, ACCESSORIES OF ARTICLE H- 90.31	652,684	1,021,649
90321010	THERMOSTAT REFRIGERATOR / AIRCONDITIONERS	585,404	651,919
90321090	OTHER THERMOSTAT	215,425	176,433
90322000	MANOSTAT(PRESSURE REGULATORS)	24,324	30,989
90328100	OTHER, INSTRUMENT/APPARATUS HYDRAULIC OR PNEUMATIC	88,497	80,268
90328910	TEMP CONT SWIT VEH-H-8703.2115	5,570	3,686
90328920	OTH SWITCHES FOR M-CARS/VEH	43,231	42,601
90328990	OTH AUTOMATIC CONT INSTUMENTS	6,468,611	4,646,119
90329000	PARTS, ACCESSORIES OF ARTICLE H- 90.32	342,682	271,061
90330010	PART ACCESSORIES MEDICAL APPLIANCES OF HEARING AIDS	1,490	1,964
90330020	PACING WIRE	1,401	514

## PCT CHAPTER WISE BREAKUP OF IMPORTS

Rs. In Thousands

HSCODE	COMMODITY	Jul-Jun	Jul-Jun
		2018-19	2019-20
	<b>OPTICAL,PHOTOGRAPHIC,CINEMATOGRAPHIC,MEASURING,MEDICAL OR SURGICAL INSTRUMENTS AND APPARATUS,PARTS AND ACCESSORIES</b>		
90330090	OTHER,PARTS ACCESSORIES(NOT ELSEWHERE SPECIFIED)MACHINES/APPLIANCES/APPRAT CH-90	451,962	348,915
	<b>TOTAL OPTICAL,PHOTOGRAPHIC,CINEMATOGRAPHIC,MEASURING,MEDICAL OR SUR</b>	<b>108,726,246</b>	<b>106,339,998</b>
	<b>CLOCKS AND WATCHES AND PARTS THEREOF</b>		
91011100	WRIST WATCHES,ELECTRICALLY OPERATED,MECHANICAL DISPLAY ONLY	166	423
91011900	OTHER,WRIST WATCH,BATTERY POWERED	60,038	45,184
91012100	OTHER,WRIST-WATCH,AUTOMATIC WINDING	-	2,930
91012900	OTHER,WRIST-WATCH,WHETHER OR NOT INCORPORATING STOP-WATCH FACILITY	32,260	1,232
91019100	OTHER,POCKET-WATCH ELECTRICALLY OPERATED	239	31,936
91019900	OTHER,POCKET-WATCHES&OTHER WATCHES	5,660	18,980
91021100	WRIST WATCH,ELECTRICALLY OPERATED,MECHANICAL DISPLAY	144,361	188,430
91021200	WRIST WATCH,ELE OPE,ELEC DISPL	161	-
91021900	OTHER,WRIST WATCH,BATTERY ,PRECIOUS METAL	228,436	115,015
91022100	OTHER,WRIST-WATCH,AUTOMATIC WIND	61,519	10,576
91022900	OTHER,WRIST-WATCH,OTHER THAN PRECIOUS METAL	523,169	465,890
91029100	OTHER, POCKET-WATCH ELECTRICALLY OPERATED	1,230	842
91029900	OTHER,POCKETWATCH OTHER THAN PRECIOUS METAL	7,346	11,128
91031000	CLOCK WATCH MOVE ELECTRICALLY OPERATED	200	151
91039000	OTHER,CLOCKS WATCH MOVEMENT EXCLUDING CLOCKS OF H-91.04	2,060	3,596
91040010	INSTRUMENTAL PANEL CLOCK FOR AIR/SPACE CRAFT.	-	112
91040020	CLOCKS FOR VEH H-8703.3223	19	-
91040030	CLOCKS FOR M-CARS & VEHICLES	2,649	-
91040090	OTHER,INSTRUMENT PANEL CLOCK VEHICLE/VESSELS	58	287
91051100	ALARAM CLOCK,ELECTRICALLY OPERATED.	23,796	9,533
91051900	OTHER, ALARAM CLOCK	17,515	8,222
91052100	WALL CLOCK,ELECTRICALLY OPERATED	15,251	14,134
91052900	OTHER, WALL CLOCKS	116,256	71,909
91059100	OTHER,CLOCK ELECTRICALLY OPERATED	11,974	8,505
91059900	OTHER, CLOCKS,NOT ELSEWHERE SPECIFIED.	1,996	11,257
91061090	OTH TIME-REGISTER/TIM-RECORDER	7,045	8,378
91069000	OTHER,TIME OR DAY RECORDING APPARATUS	50,625	42,632
91070000	TIME SWITCHES WITH CLOCK/WATCH	261,748	285,693
91081100	WATCH MOVEMENT,COMPLETE&aSSEMBLED,ELECTRICALLY OPERATED MECHANICAL DISPLAY	689	398
91081200	WATCH OPTO-ELECTRONIC DISPLAY	352	199
91081900	OTHER,WATCH MOVEMENT ELECTRICALLY OPERATED	1,667	1,185
91089000	OTHER,WATCH MOVEMENT COMPLETE & ASSEMBLED	2,777	6,082
91091000	ELE OPER.CLOCK MOVE COMP/ASSEM	296	399



## PCT CHAPTER WISE BREAKUP OF IMPORTS

Rs. In Thousands

HSCODE	COMMODITY	Jul-Jun	Jul-Jun
		2018-19	2019-20
	<b>CLOCKS AND WATCHES AND PARTS THEREOF</b>		
91099000	OTHER ELECTRICALLY OPERATED CLOCK	10,881	14,856
91101100	COMPLETE MOVEMENT, UNASSEMBLED/PARTLY ASSEMBLED WATCHES	17,780	9,357
91101200	INCOMPLETE MOVEMENT, ASSEMBLED OF WATCH	1	-
91101900	ROUGH MOVEMENTS, OF WATCHES	-	1
91109000	OTHER, COMPLETE MOVEMENT OF WATCH/CLOCK UN-ASSEMBLED	28,616	5,267
91112000	WATCH CASES BASE METAL, WHETHER OR NOT GOLD OR SILVER PLATED	1,244	2,242
91118000	OTHER; WATCH CASES	16,953	17,209
91119000	PARTS OF WATCH CASES	28,037	26,131
91122000	CLOCK CASES & CASES OF SIMILAR GOODS	1,847	2,632
91129000	PART OF CLOCK CASE/SIMILAR CASE	2,031	4,664
91131000	WATCH STRAPS, BAND OF PRECIOUS METAL.	87	-
91132000	WATCH STRAPS, BAND OF BASE METAL	1,056	18
91139000	OTHER, WATCH STRAPS, BANDS & PARTS	115,882	172,222
91141000	SPRINGS, INCLUDING HAIR-SPRINGS	145	425
91143000	DIALS	697	2,119
91144000	PLATES AND BRIDGES	59	17
91149000	OTHER; CLOCKS OR WATCH PARTS, NOT SPECIFIED.	150,765	137,234
	<b>TOTAL CLOCKS AND WATCHES AND PARTS THEREOF</b>	<b>1,957,639</b>	<b>1,759,632</b>
	<b>MUSICAL INSTRUMENTS, PARTS AND ACCESSORIES</b>		
92011000	UPRIGHT PIANOS	1,906	7,119
92012000	GRAND PIANOS	1	1,077
92019000	OTHER, HARPSICHORD OR OTHER KEYBOARD STRINGED INSTRUMENTS	33,748	32,081
92021000	PLAYED WITH A BOW	1,042	309
92029000	OTHER, STRING MUSICAL INSTRUMENT (E.G. GUITARS, VIOLINS, HARPS), NOT SPECIFIED.	88,930	64,916
92051000	BRASS-WIND INSTRUMENTS	-	1,412
92059000	OTHER, WIND MUSICAL INSTRUMENTS (CLARINETS, TRUMPETS, BAGPIPES)	3,794	884
92060000	PERCUSSION MUSICAL INSTRUMENTS, DRUM ETC	1,151	1,528
92071000	KEYBOARD INSTRUMENTS, OTHER THAN ACCORDIONS	2,128	8,320
92079000	OTHER, MUSICAL INSTRUMENT E.G. GUITARS, ACCORDIONS ETC	46,388	5,700
92081000	MUSICAL BOXES	5,736	14,094
92089000	OTHER; MECHANICAL STREET ORGAN/INSTRUMENTS	68,528	63,373
92093000	MUSICAL INSTRUMENT STRINGS	54	363
92099100	OTHER PARTS & ACCESSORIES FOR PIANOS.	252	2
92099200	PARTS & ACCESSORIES OF MUSICAL INSTRUMENT H-92.02	445	900
92099400	PARTS & ACCESSORIES MUSICAL INSTRUMENT H-92.07	80	45
92099900	OTHER; PARTS & ACCESSORIES OF MUSICAL INSTRUMENTS (CARDS PER-FORAT)	846	6,310

## PCT CHAPTER WISE BREAKUP OF IMPORTS

Rs. In Thousands

HSCODE	COMMODITY	Jul-Jun	Jul-Jun
		2018-19	2019-20
	<b>TOTAL MUSICAL INSTRUMENTS,PARTS AND ACCESSORIES</b>	<b>255,029</b>	<b>208,433</b>
	<b>ARMS &amp; AMMUNITION, PARTS AND ACCESSORIES</b>		
93011000	ARTILERY WEAPONS(GUNS/MORTAR)	4,712	-
93019010	FULLY AUTOMATIC SHOTGUNS	3,965	-
93019022	RIFLES SEMI-AUTOMATIC	-	8,691
93019023	RIFLES FULLY AUTOMATIC	306	7,774
93019029	OTHER RIFLES	-	269
93019030	MACHINE -GUNS	-	320
93019049	OTH SUB-MACHINE-GUNS	15,391	-
93019090	OTH MILITARY WEAPONS	1,887	314
93020012	PISTOL,S-BAREL,S-AUTO PRO-BORE	99	-
93020019	OTH REVOLVERS PROHIBITED BORE	286	-
93020092	OTH PISTOLS SIGN BARREL,SEMI-A	2,393	36,780
93020099	OTH REVOLVERS & PISTOLS	8,598	180
93032011	SHOTGUNS, S-BARREL PUMP-ACTION	401	142
93032012	SHOTGUNS, S-BARREL SEMI-AUTOMA	1,334	294
93032019	OTH SHOTGUNS, SINGLE-BARREL	146	110,598
93032020	SHOTGUNS, MULTIPLE BARREL	-	96
93032090	OTH SPORTING, HUNTING -RIFLES	60	80
93033010	OTH SPOR,HUNT-RIFLES S-SHORT	1,257	490
93033090	OTH SPOR,HUNT-TAGET SHOOT RIFL	206	28,138
93039000	OTHER;FIREARMS,DEVICES OPERATED BY FIRING OF AN EXPLOSIVE CHARGE	12,662	69
93040000	OTHER,ARMS OF HEADING NO.93.07	56,954	57,854
93051020	FIRING MECHANI-REVOLVER/PISTOL	79	-
93051090	OTH PARTS/ACCE REVOLVER&PISTOL	-	29
93052030	RILFE FRAM&REC, PISTON&O/PARTS	418	660
93052090	OTH PARTS OF SHOTGUN OR RIFLES	-	398
93059112	PARTS & ACCE--MILITARY WEAPON	48	-
93059190	OTH PARTS OFARTICL H-9301-9304	-	41
93059900	OTHER PART&ACCESSORIES ARTILERY H93.01 TO 93.04	65	530
93062100	SHORTGUN CARTRIDGES	6,834	5,014
93062900	OTHER,PARTS OF SHORTGUNS CARTRIDGES	2,978	10,359
93063090	OTH,CARTRIDG & PARTS THEREOF.	171,095	39
93069000	OTHER;AMMUNITION OF WAR & PARTS.	174,996	-
93070000	SWORDS,CUTLASSES,BAYONETS,LANCES & SIMILAR ARMS & PARTS THEREOF	191	311
	<b>TOTAL ARMS &amp; AMMUNITION, PARTS AND ACCESSORIES</b>	<b>467,361</b>	<b>269,470</b>
	<b>FURNITURE,BEDDING,MATTRESSES,LAMPS AND LIGHT FITTINGS,ILLUMINATED NAME-PLATES,PREFABRICATED BUILDINGS</b>		

## PCT CHAPTER WISE BREAKUP OF IMPORTS

Rs. In Thousands

HSCODE	COMMODITY	Jul-Jun	Jul-Jun
		2018-19	2019-20
	<b>FURNITURE,BEDDING,MATTRESSES,LAMPS AND LIGHT FITTINGS,ILLUMINATED NAME-PLATES,PREFABRICATED BUILDINGS</b>		
94011000	SEATS OF A KIND USED,AIRCRAFT.	14,484	13,381
94012010	SEATS FOR M-VEH H-8703 & 4	6,961	25,087
94012020	SEATS FOR M-VEH H-8701,2,4	9,456	5,638
94012090	OTH SEATS OF KIND USED FOR VEH	14,145	8,255
94015300	SEATS OF BAMBOO OR RATTAN	308	105
94015900	OTH SEATS W/N CONVERTIBLE-BED	13,910	18,078
94017100	OTHER,SEATS UPHOLSTERED METAL FRAMES	284,684	153,805
94017900	OTHER SEATS;WITH METAL FRAMES	451,141	374,046
94018000	OTHER SEATS WITH METAL FRAMES	296,391	215,312
94019010	SEAT PARTS-FOAM CAR/VEH-8703,4	636,783	255,050
94019020	SEAT PAR-FOAM CAR/VEH-8701,2,4	1,858	575
94019030	OTH PARTS OF SEATS-M-CARS/VEH	2,376,234	1,208,663
94019090	OTH SEATS W/N CONVERTIBLE-BED	754,981	775,665
94021010	DENTISTS' CHAIRS	67,725	67,089
94029010	OPERATING TABLES	485,853	187,298
94029090	OTHER,MEDICAL,DENTAL,SURGICAL FURNITURE	776,390	504,412
94031000	METAL FURNITURE USED IN OFFICE	102,371	51,457
94032000	OTHER,METAL FURNITURE OTHER THAN OFFICE	317,283	221,942
94035010	WOODEN CABINETS	64,678	52,805
94035020	WOODEN BEDS	171,469	96,088
94035030	OTH FURNITURE & PARTS THEREOF	255,504	159,528
94037000	FURNITURE OF PLASTICS	111,071	67,729
94038200	FURNITURE OF BAMBOO OR RATTAN	151	318
94038300	FURNITURE OF RATTAN	2,003	332
94038900	OTHER FURNITURE OF CANE, OSIER	36,975	36,505
94041000	MATTRESS SUPPORTS	125,410	134,020
94051010	CHANDELIERS	220,371	168,672
94051020	FITTING BASE METAL OF FLOURESCENT TUBES	94,651	40,567
94051030	LIGHT FITTINGS WIT LED,SMD,COB	1,909,835	1,057,801
94051090	OTHER ELECTRICAL CEILING & WALL FITTINGS.	1,708,648	2,339,516
94052000	ELECTRIC TABLES,DESK,BEDSIDE	86,065	53,439
94053000	LIGHTING SETS FOR CHRISTMAS TREES	912,604	422,657
94054010	LIGHT SYSTEM FILM SHOOTING	38,557	11,341
94054020	OTH LIGHT FITTINGS WIT LED,SMD	585,141	364,630
94055010	NON-ELEC TUBULAR DAY LIGHT DEV	1,103	596
94055090	NON-ELE LAMPS LIHTING FITTING.	11,164	9,862
94056000	ILLUMINATED SIGNS,NAMEPLATES AND LIKE	268,531	89,533

## PCT CHAPTER WISE BREAKUP OF IMPORTS

Rs. In Thousands

HSCODE	COMMODITY	Jul-Jun	Jul-Jun
		2018-19	2019-20
	<b>FURNITURE,BEDDING,MATTRESSES,LAMPS AND LIGHT FITTINGS,ILLUMINATED NAME-PLATES,PREFABRICATED BUILDINGS</b>		
94059110	PARTS OF GLASS OF CHANDELIER	297,886	281,236
94059190	OTHER,PART OF LAMP FITTING OF GLASS.	291,215	192,577
94059200	PARTS OF PLASTIC H-94.05,NOT ELSEWHERE SPECIFIED	21,920	21,522
94059900	OTHER PARTS H-NO.94.05,NOT ELSEWHERE SPECIFIED.	1,212,873	1,155,877
94061010	GREEN HOUSES OF WOOD	3,665	918
94061020	LIVE ST&POULTRY SHEDS OF WOOD	-	1,813
94061030	SILOS OF WOOD	409,751	132,086
94061040	PRE.FAB COLD STORAGE OF WOOD	1,747	389
94061090	OTH. PRE.FAB. BUILD OF WOOD	94,702	15,204
94069010	OTHER GREEN HOUSES	424,022	121,548
94069020	DAIRY,LIVESTOCK POULTRY SHEDS	50,075	-
94069030	OTHER SILOS	865,371	503,364
94069040	PREFAB BUILD FOR COLD STORAGE	264,473	172,265
94069050	MODULAR CLEAN ROOM PANELS	331,588	297,782
94069090	OTHER PRE. FABRICATED BUILD	3,012,592	2,088,923
	<b>TOTAL FURNITURE,BEDDING,MATTRESSES,LAMPS AND LIGHT FITTINGS,ILLUMINAT</b>	<b>20,496,769</b>	<b>14,177,301</b>
	<b>GRAND TOTAL</b>	<b>2,447,188,771</b>	<b>2,399,075,497</b>
	<b>GRAND TOTAL (Million US\$)</b>	<b>17,982.14</b>	<b>15,182.10</b>

Year : 2019-20 1 USD = 158.02 PKR

Year : 2018-19 1 USD = 136.09 PKR