



## **EXPORTS/ IMPORTS STATISTICS**

*of*

**Engineering Industry**

*of*

**Pakistan**

**(JUL-JAN 2018-19 & 2017-18)**

**ENGINEERING DEVELOPMENT BOARD**

**Ministry of Industries & Production**

5-A Constitution Avenue, Islamabad

Phone: 9208463, 9201892

Email: [edb@edb.gov.pk](mailto:edb@edb.gov.pk)

Web: [www.engineeringpakistan.com](http://www.engineeringpakistan.com)

## Year Wise Exports / Imports of Engineering Goods

### EXPORTS FROM PAKISTAN

(Million US \$)

Year	Exports of Engineering Goods		Total Country Exports		Engineering share in Total Exports (%)	Avg. Dollar Rate (1 USD in PKR)
	Actual	% Inc/Dec over previous year	Actual	% Inc/Dec over previous year		
2000-2001	232	14.29	9,202	7.41	2.5	67
2001-2002	257	10.78	9,135	-0.73	2.8	60
2002-2003	332	29.18	11,160	22.17	3.0	58
2003-2004	369	11.14	12,313	10.33	3.0	58
2004-2005	540	46.34	14,410	17.03	3.7	60
2005-2006	588	8.88	16,414	13.91	3.6	60
2006-2007	702	19.39	17,155	4.51	4.1	60
2007-2008	782	11.40	19,146	11.60	4.08	62.50
2008-2009	797	1.92	17,627	-7.93	4.52	78.50
2009-2010	844	5.89	19,301	9.49	4.37	83.80
2010-2011	1,018	20.61	24,805	28.51	4.10	85.50
2011-2012	1,162	14.14	23,654	-4.64	4.91	89.23
2012-2013	1,215	4.56	24,467	3.43	4.96	96.72
2013-2014	1,205	0.82	25,118	2.66	4.79	102.85
2014-2015	1,058	-12.20	23,669	-5.77	4.47	101.29
2015-2016	899	-15.03	20,789	-12.17	4.33	104.23
2016-2017	854	-5.01	20,423	-1.76	4.19	104.69
2017-2018	1,025	20.03	23,262	13.90	4.41	109.84
<b>Value in Million PKR:</b>						
2008-2009	62,595		1,383,718		4.52	
2009-2010	70,699	12.95	1,617,458	16.89	4.37	
2010-2011	87,027	23.09	2,120,847	31.12	4.10	
2011-2012	103,641	19.09	2,110,605	-0.48	4.91	
2012-2013	117,517	13.38	2,366,478	12.12	4.96	
2013-2014	123,945	5.46	2,583,463	9.16	4.79	
2014-2015	107,165	-13.54	2,397,512	-7.19	4.47	
2015-2016	93,703	-12.57	2,166,846	-9.62	4.33	
2016-2017	89,405	-4.59	2,138,186	-1.33	4.19	
2017-2018	112,586	25.93	2,555,043	19.50	4.41	

Source: Pakistan Bureau of Statistics

## Year Wise Exports / Imports of Engineering Goods

### IMPORTS OF PAKISTAN

(Million US \$)

Year	Imports of Engineering Goods		Total Country Imports		Engineering share in Total Imports (%)	Avg. Dollar Rate (1 USD in PKR)
	Actual	% Inc/Dec over previous year	Actual	% Inc/Dec over previous year		
2000-2001	2781	0.47	10729	4.08	26.0	67
2001-2002	2980	7.16	10340	-3.63	29.0	60
2002-2003	3837	28.76	12220	18.19	32.0	58
2003-2004	5,167	34.66	15,592	27.60	33.1	58
2004-2005	7,737	49.74	20,624	32.27	37.5	60
2005-2006	11,099	43.45	28,519	38.28	38.9	60
2006-2007	12,135	9.33	30,863	8.22	39.3	60
2007-2008	13,173	8.55	40,193	30.23	32.77	62.50
2008-2009	11,401	-13.45	34,695	-13.68	32.86	78.50
2009-2010	10,461	-8.24	34,737	0.12	30.11	83.80
2010-2011	10,603	1.35	40,412	16.33	26.23	85.50
2011-2012	11,186	5.49	44,930	11.17	24.89	89.23
2012-2013	11,801	5.49	44,974	0.09	26.23	96.72
2013-2014	12,301	4.23	45,022	0.10	27.32	102.85
2014-2015	14,716	19.63	45,850	1.84	32.10	101.29
2015-2016	16,587	12.72	44,696	-2.52	37.11	104.23
2016-2017	20,576	24.05	52,915	18.39	38.89	104.69
2017-2018	22,600	9.84	60,951	15.19	37.08	109.84
<b>Value in Million PKR:</b>						
2008-2009	894,989		2,723,570		32.86	
2009-2010	876,661	-2.05	2,910,975	6.88	30.11	
2010-2011	906,531	3.40	3,455,286	18.69	26.23	
2011-2012	998,155	10.10	4,009,093	16.02	24.89	
2012-2013	1,141,349	14.34	4,349,880	8.50	26.23	
2013-2014	1,265,185	10.84	4,630,521	6.45	27.32	
2014-2015	1,490,615	17.81	4,644,151	0.29	32.09	
2015-2016	1,728,871	15.98	4,658,748	0.31	37.11	
2016-2017	2,154,130	24.59	5,539,720	18.91	38.88	
2017-2018	2,482,384	15.24	6,694,897	20.86	37.08	

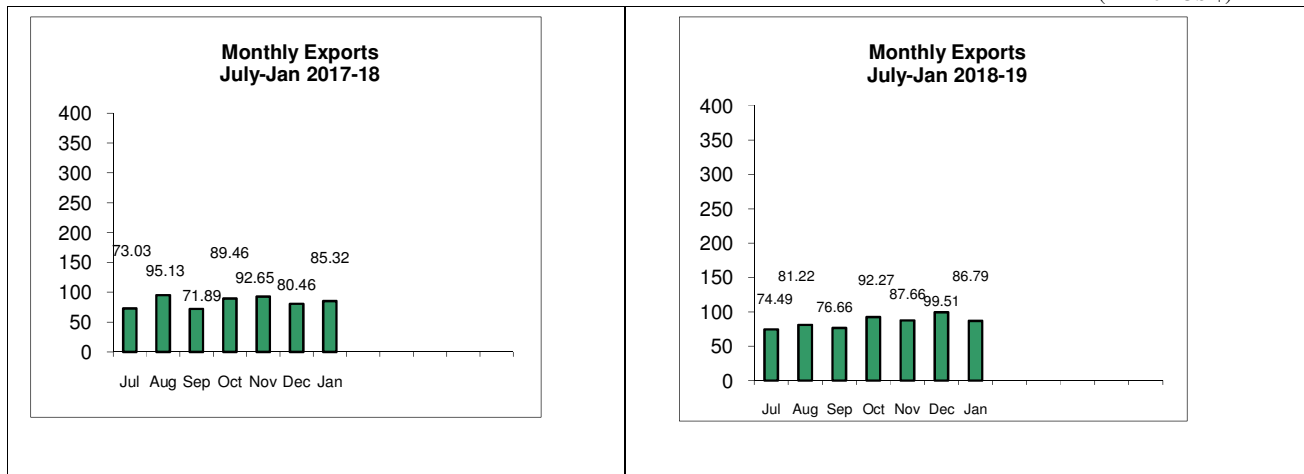
# Monthly Exports / Imports of Engineering Goods

(Million US \$)

MONTH	EXPORT 2017-18	IMPORT 2017-18	Dollar Rate (2017-18)	EXPORT 2018-19	IMPORT 2018-19	Dollar Rate (2018-19)
<b>JUL</b>	73.03	1947.17	<b>105.42</b>	74.49	1584.39	<b>124.35</b>
<b>AUG</b>	95.13	1868.26	<b>105.30</b>	81.22	1602.02	<b>123.78</b>
<b>SEP</b>	71.89	1550.66	<b>105.32</b>	76.66	1449.63	<b>124.08</b>
<b>OCT</b>	89.46	1716.20	<b>105.33</b>	92.27	1528.00	<b>130.38</b>
<b>NOV</b>	92.65	1698.03	<b>105.36</b>	87.66	1382.23	<b>133.50</b>
<b>DEC</b>	80.46	1885.30	<b>108.69</b>	99.51	1446.47	<b>138.47</b>
<b>JAN</b>	85.32	2304.19	<b>110.40</b>	86.79	1563.98	<b>138.69</b>

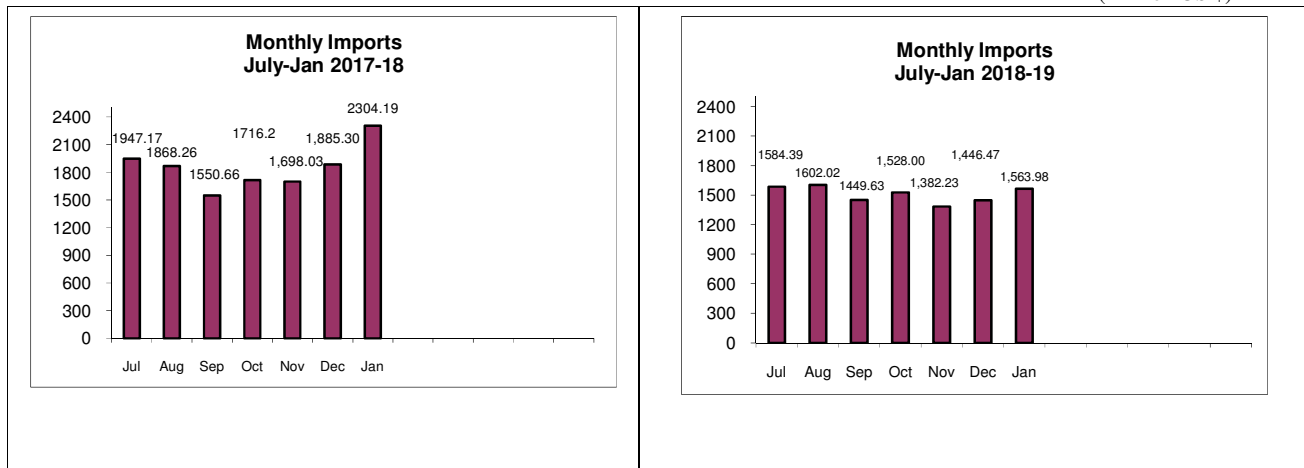
## MONTHLY EXPORTS

(Million US \$)



## MONTHLY IMPORTS

(Million US \$)



## Cumulative Exports / Imports of Engineering Goods

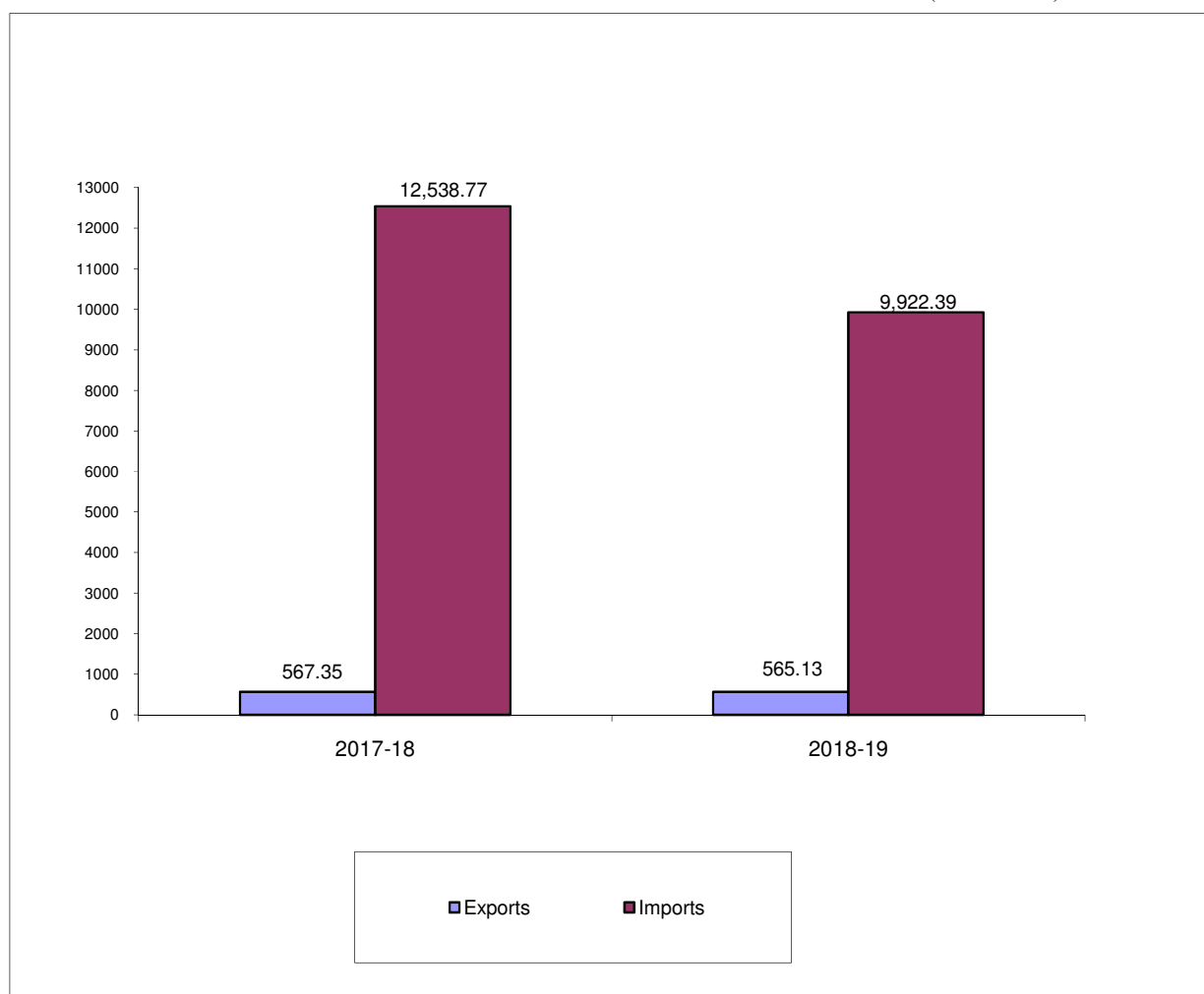
(Million US \$)

MONTH	EXPORT 2017-18	IMPORT 2017-18	Dollar Rate (2017-18)	EXPORT 2018-19	IMPORT 2018-19	Dollar Rate (2018-19)
JUL	73.03	1947.17	105.42	74.49	1584.39	124.35
AUG	168.24	3817.65	105.30	156.05	3193.70	123.78
SEP	240.10	5367.58	105.32	232.33	4635.61	124.08
OCT	329.53	7083.27	105.33	313.38	5939.62	130.38
NOV	422.09	8779.28	105.36	393.71	7183.04	133.50
DEC	489.62	10395.60	108.69	479.10	8371.69	138.47
JAN	567.35	12538.77	110.40	565.13	9922.39	138.69

### CUMULATIVE EXPORTS / IMPORTS

JULY - JAN

(Million US \$)



Source: Pakistan Bureau of Statistics

## Provisional Figures of Exports/Imports & Balance of Trade for March, 2019

(Rupees in Millions)  
(Dollar in Millions)

Series	* March, 2019		* February, 2018		% Change in March, 2019 over February, 2018	
	Rs.	\$ (1 \$= Rs. 139.16)	Rs.	\$ (1 \$= Rs. 138.53)	Rs.	\$
Exports	275,384	1,979	261,669	1,889	5.24	4.76
Imports	578,273	4,155	579,039	4,180	-0.13	-0.60
Balance of Trade	-302,889	-2,176	-317,370	-2,291	-4.56	-5.02

Series	* March, 2019		March, 2018		% Change in March, 2019 over March, 2018	
	Rs.	\$ (1 \$= Rs. 139.16)	Rs.	\$ (1 \$= Rs. 112.06)	Rs.	\$
Exports	275,384	1,979	249,551	2,227	10.35	-11.13
Imports	578,273	4,155	588,568	5,252	-1.75	-20.88
Balance of Trade	-302,889	-2,176	-339,017	-3,025	-10.66	-28.07

Series	* July-March, 2018-2019		July-March, 2017-2018		% Change in July-March, 2018-19 over July-March, 2017-18	
	Rs.	\$	Rs.	\$	Rs.	\$
Exports	2,265,399	17,083	1,838,873	17,064	23.19	0.11
Imports	5,381,604	40,755	4,768,999	44,281	12.85	-7.96
Balance of Trade	-3,116,205	-23,672	-2,930,126	-27,216	6.35	-13.02

\* Provisional figures based on figures provided by the Director (R&S) FBR, Islamabad.

### NOTE:-

1. Rupee value is converted into US Dollar on average monthly exchange rate provided by S.B.P. March, 2019 (1\$ = Rs. 139.166346), February, 2019 (1\$=Rs. 138.530726) and March, 2018 (1 \$ = Rs.112.068851)
2. Due to rounding effects some totals and percentages may not tally

## EXPORTS

### PCT Chapter Wise Cumulative Report of Engineering Sector

( Jul-Jan 2018-19 & 2017-18 )

Million USD \*

PCT CHAPTER	ITEMS	Jul-Jan 2017-18	Jul-Jan 2018-19	% INC/ DEC
72	IRON AND STEEL	28.41	18.91	-33.43
73	ARTICLES OF IRON AND STEEL	36.22	30.25	-16.49
74	COPPER AND ARTICLES THEREOF	95.27	132.13	38.69
75	NICKEL AND ARTICLES THEREOF	0.00	0.06	0.00
76	ALUMINIUM AND ARTICLE THEREOF	13.09	14.03	7.19
79	ZINC AND ARTICLES THEREOF	2.14	2.64	23.54
80	TIN AND ARTICLES THEREOF	0.30	0.00	-100.00
81	OTHER BASE METALS,CERAMICS,ARTICLES	0.08	0.09	11.01
82	TOOLS,IMPLEMENTS,CUTLERY,PARTS THEREOF	54.65	53.03	-2.97
83	MISC. ARTICLES OF BASE METALS	1.04	0.95	-8.67
84	MACHINARY/ COMPONENTS	42.30	44.43	5.02
85	ELECTRICAL MACHINERY,EQUIP,PARTS	43.90	25.21	-42.57
86	RAILWAY, LOCOMOTIVE, ROLLING STOCK	0.02	0.07	359.94
87	VEHICLES OTHER THAN RAILWAY, ROLLING STOCK	21.95	20.15	-8.20
88	AIRCRAFT, SPACECRAFT AND PARTS THEREOF	0.09	0.04	-62.01
89	SHIP, BOATS & FLOATING STRUCTURES	0.19	0.30	59.01
90	OPTICAL,PHOTOGRAPHIC,CINEMATOGRAPHIC,MEASURING,MEDICAL OR SURGICAL INSTRUMENTS AND APPARATUS,PARTS AND ACCESSORIES	214.87	212.78	-0.97
91	CLOCKS AND WATCHES AND PARTS THEREOF	0.34	0.89	159.12
92	MUSICAL INSTRUMENTS,PARTS AND ACCESSORIES	2.20	2.12	-3.78
93	ARMS & AMMUNITION, PARTS AND ACCESSORIES	2.83	2.21	-21.94
94	FURNITURE,BEDDING,MATTRESSES,LAMPS AND LIGHT FITTINGS,ILLUMINATED NAME-PLATES,PREFABRICATED BUILDINGS	7.46	4.85	-35.04
	<b>TOTAL</b>	<b>567.35</b>	<b>565.13</b>	<b>-0.39</b>

Year : 2018-19 1 USD = 138.69 PKR  
Year : 2017-18 1 USD = 110.40 PKR

## IMPORTS

### PCT Chapter Wise Cumulative Report of Engineering Sector

( Jul-Jan 2018-19 & 2017-18)

Million USD \*

PCT CHAPTER	ITEMS	Jul-Jan 2017-18	Jul-Jan 2018-19	% INC/ DEC
72	IRON AND STEEL	2,021.33	1,891.57	-6.42
73	ARTICLES OF IRON AND STEEL	450.19	490.62	8.98
74	COPPER AND ARTICLES THEREOF	114.30	119.62	4.65
75	NICKEL AND ARTICLES THEREOF	11.73	10.14	-13.57
76	ALUMINIUM AND ARTICLE THEREOF	218.70	191.98	-12.22
78	LEAD AND ARTICLES THEREOF	39.33	26.07	-33.71
79	ZINC AND ARTICLES THEREOF	44.16	28.75	-34.89
80	TIN AND ARTICLES THEREOF	2.98	5.74	92.92
81	OTHER BASE METALS,CERAMICS,ARTICLES	6.25	7.29	16.67
82	TOOLS,IMPLEMENTS,CUTLERY,PARTS THEREOF	69.24	60.11	-13.19
83	MISC. ARTICLES OF BASE METALS	59.17	46.73	-21.03
84	MACHINERY/ COMPONENTS	3,734.48	2,987.40	-20.00
85	ELECTRICAL MACHINERY,EQUIP,PARTS	2,712.70	1,956.79	-27.87
86	RAILWAY, LOCOMOTIVE, ROLLING STOCK	197.49	21.05	-89.34
87	VEHICLES OTHER THAN RAILWAY, ROLLING STOCK	1,546.02	1,330.90	-13.91
88	AIRCRAFT, SPACECRAFT AND PARTS THEREOF	90.27	39.89	-55.81
89	SHIP, BOATS & FLOATING STRUCTURES	584.33	152.21	-73.95
90	OPTICAL,PHOTOGRAPHIC,CINEMATOGRAPHIC,MEASURING,MEDICAL OR SURGICAL INSTRUMENTS AND APPARATUS,PARTS AND ACCESSORIES	514.65	456.93	-11.22
91	CLOCKS AND WATCHES AND PARTS THEREOF	10.30	8.29	-19.52
92	MUSICAL INSTRUMENTS,PARTS AND ACCESSORIES	0.79	1.04	30.90
93	ARMS & AMMUNITION, PARTS AND ACCESSORIES	0.76	3.14	311.76
94	FURNITURE,BEDDING,MATTRESSES,LAMPS AND LIGHT FITTINGS,ILLUMINATED NAME-PLATES,PREFABRICATED BUILDINGS	109.60	86.14	-21.40
	<b>TOTAL</b>	<b>12,538.77</b>	<b>9,922.39</b>	<b>-20.87</b>

Year : 2018-19 1 USD = 138.69 PKR

Year : 2017-18 1 USD = 110.40 PKR



## EXPORTS

### TOP 15 ITEMS OF ENGINEERING SECTOR (Based on Cumulative Figures Jul-Jan 2018-19 )

Million US \$

ITEMS	EXPORTS	
	Jul-Jan 2017-18	Jul-Jan 2018-19
OPTICAL,PHOTOGRAPHIC,CINEMATOGRAPHIC,MEASURING,MEDICAL OR SURGICAL INSTRUMENTS AND APPARATUS,PARTS AND ACCESSORIES	214.87	212.78
COPPER AND ARTICLES THEREOF	95.27	132.13
TOOLS,IMPLEMENTS,CUTLERY,PARTS THEREOF	54.65	53.03
MACHINARY/ COMPONENTS	42.30	44.43
ARTICLES OF IRON AND STEEL	36.22	30.25
ELECTRICAL MACHINERY,EQUIP,PARTS	43.90	25.21
VEHICLES OTHER THAN RAILWAY, ROLLING STOCK	21.95	20.15
IRON AND STEEL	28.41	18.91
ALUMINIUM AND ARTICLE THEREOF	13.09	14.03
FURNITURE,BEDDING,MATTRESSES,LAMPS AND LIGHT FITTINGS,ILLUMINATED NAME-PLATES,PREFABRICATED BUILDINGS	7.46	4.85
ZINC AND ARTICLES THEREOF	2.14	2.64
ARMS & AMMUNITION, PARTS AND ACCESSORIES	2.83	2.21
MUSICAL INSTRUMENTS,PARTS AND ACCESSORIES	2.20	2.12
MISC. ARTICLES OF BASE METALS	1.04	0.95
CLOCKS AND WATCHES AND PARTS THEREOF	0.34	0.89

Year : 2018-19 1 USD = 138.69 PKR

Year : 2017-18 1 USD = 110.40 PKR

## EXPORTS

### TOP 15 COUNTRIES OF ENGINEERING SECTOR

(Based on Cumulative Figures Jul-Jan 2018-19 )

Million US \$

COUNTRY	EXPORTS	
	Jul-Jan 2017-18	Jul-Jan 2018-19
China	47.57	126.81
U.S.America	88.84	84.68
Germany	35.74	36.33
United Kingdom	29.36	27.44
United Arab Emirates	47.10	26.35
Afghanistan	40.96	25.81
India	18.89	21.60
Australia	14.37	12.60
Saudi Arabia	11.88	12.44
France	9.81	11.41
Italy	12.98	9.79
Japan	13.31	8.46
Brazil	7.44	8.04
South Africa	10.31	7.03
Canada	8.46	7.00

Year : 2018-19 1 USD = 138.69 PKR

Year : 2017-18 1 USD = 110.40 PKR

## EXPORTS

### Region Wise Exports of Engineering Sector (Summary)

Million US \$

REGION	Jul-Jan 2017-18	Jul-Jan 2018-19
	VALUE	VALUE
AFRICA	31	28
AMERICA (Continent)	120	116
ASIA	260	282
ASIA-PACIFIC ECONOMIC COOPERATION (APEC)	230	279
ASIA-PACIFIC TRADE AGREEMENT (APTA)	111	168
ASSOCIATION OF SOUTH-EAST ASIAN NATIONS (ASEAN)	13	14
CENTRAL ASIAN REPUBLICS	1	1
COMMONWEALTH OF INDEPENDENT STATES (CIS)	6	6
DEVELOPED MARKET ECONOMIES	247	221
DEVELOPING MARKET ECONOMIES	303	327
ECONOMIC COOPERATION ORGANIZATION (ECO)	48	31
EUROPE	132	120
EUROPEAN UNION (EU 25)	124	111
G7 (Group of Seven Countries)	198	185
MIDDLE EAST	79	59
NORTH AMERICAN FREE TRADE AGREEMENT (NAFTA)	103	98
ORGANIZATION OF PETROLEUM EXPORTING COUNTRIES (OPEC)	73	53
ORGANIZATION OF THE ISLAMIC CONFERENCE (OIC)	145	110
SOUTH ASIAN ASSOCIATION FOR REGIONAL COOPERATION (SAARC)	35	35

Year : 2018-19 1 USD = 138.69 PKR

Year : 2017-18 1 USD = 110.40 PKR

**Breakup of Exports**

**JUL-JAN 2018-19 & 2017-18**

## PCT CHAPTER WISE BREAKUP OF EXPORTS

Rs. In Thousands

HSCODE	COMMODITY	Jul-Jan	Jul-Jan
		2017-18	2018-19
	<b>IRON AND STEEL</b>		
72015000	ALLOY PIG IRON; SPIEGELEISEN	-	30,579
72021900	OTHER FERRO-MANGANESE	-	21
72022900	OTHER FERRO-SILICON	104	-
72039000	OTHER FERROUS PRODUCTS	1,237	-
72041010	WASTE/SCRAP CAST IRON RE-ROLLABLE	191	-
72041020	WASTE & SCRAP OF AUTOPARTS	602	73
72041090	OTHER WASTE/SCRAP OF CAST IRON	35,408	24,794
72042100	WASTE/SCRAP OF STAINLESS STEEL	782,499	885,037
72042900	WASTE/SCRAP OF OTHER ALLOY STEEL	8,138	655
72044100	OTHER WASTE/SCRAP TURNINGS/SHAVINGS/CHIPS	-	4,229
72044990	OTHER WASTE AND SCRAP	-	9,945
72069000	OTHER PRIMARY FORM (EXCL H-72.03)	397,890	-
72071990	OTHER SEMI FINISHED PRODUCT IRON/STEEL	-	5,741
72072010	IRON/STEEL CROSS SECTION 165 MM X 1	-	111
72072090	OTHER SEMI FINISHED PRODUCT IRON/STEEL	-	205
72083990	OTH COIL-HR I/NA-S TH < 3 mm	37,838	-
72091590	OTH COIL I/NA-S CR TH 3mm OR >	-	3,846
72091690	OTH CR COIL IR / NA-S TH 1-3mm	-	144,015
72091790	OTH CR COIL I /NA-S TH 0.5-1mm	53,554	87,520
72091890	OTH CR COIL I/NA-ST TH < 0.5mm	-	3,265
72092690	OTHER IRON/STEEL COLD-ROLLED THICKNESS >1MM BUT <3MM	777	-
72092890	OTHER COLD-ROLLED IRON/STEEL THICKNESS < 0.5 MM	1,125	-
72101190	OTH I/STL PLAT/COAT TIN>0.5MM	-	284
72101290	OTH I/STL PLAT/COAT TIN<0.5MM	26,985	10,497
72103090	OTH FR I/NA-S ELECTRO P/C ZINC	6,383	-
72104990	OTH FR I/NA-S P/C ZINC T 600mm	1,572,224	1,285,751
72107090	OTHER VCM SHEET PRINTED VARNISHED	169,231	57,415
72112920	COLD ROLL STL STRIP TH<0.5MM	100	-
72131010	BAR&ROD I/NA-S HR(RIBS,GRO)S-Q	838	-
72132090	OTH BAR&ROD HR FREE CUT STEEL	84	-
72139199	OTH BAR&ROD HR I/S DIA<14mm	2,542	-
72141090	OTH BAR&ROD I/S HR FORGED	1,111	1,871
72172000	WIRE OF IRON/STEEL PLATED/COATED WITH ZINC	-	9,071
72173010	WIRE IRON STEEL PLATED/COATED MAUFACTURING AUTO TYRE	203	-
72173090	OTHER PLATED/COATED IRON/STEEL WIRE WITH OTHER BASE-METAL	137	4,256
72179000	OTHER WIRE OF IRON/NON-ALLOY-STEEL	-	125
72189900	OTHER SEMI-FINISHED PRODUCTS STAINLESS STEEL	-	212

## PCT CHAPTER WISE BREAKUP OF EXPORTS

Rs. In Thousands

HSCODE	COMMODITY	Jul-Jan 2017-18	Jul-Jan 2018-19
	<b>IRON AND STEEL</b>		
72193390	OTH COIL S-STL,TH-1-3mm ,CR	-	152
72221900	OTHER BAR/ROD STAINLESS STEEL NOT FURTHER WORKED THAN HOT DRAWN	2,379	134
72241000	INGOTS&OTHER PRIMARY-FORMS OTHER ALLOY STEEL	1,051	7,393
72262000	FLAT ROLLED PRODUCTS HIGH SPEED STEEL	-	248
72279090	OTH BAR/ROD H/ROLL W/COIL A/ST	2,380	-
72281000	BAR/RODS OF HIGH SPEED STEEL	31,429	41,385
72282090	OTHER BAR/RODS OF HIGH SPEED STEEL	-	43
72284000	OTHER BAR/ROD NOT FURTHER WORKED THAN FORGED	-	4,138
72299000	OTHER,WIRE OF OTHER ALLOY STEEL	63	122
	<b>TOTAL IRON AND STEEL</b>	<b>3,136,503</b>	<b>2,623,133</b>
	<b>ARTICLES OF IRON AND STEEL</b>		
73012000	ANGLE SHAPES & SECTIONS OF IRON/STEEL	4,860	5,505
73023000	SWITCH BLADES, CROSSING FROGS, OTHER CROSSING PIECES	-	93,360
73029000	OTHER MATERIALS JOINTING RAILS	10,250	24,802
73030000	TUBE/PIPE,HOLLOW PROFILE CAST IRON	210	620
73041100	L.P FOR OIL&GAS S-STL SEAMLESS	25,785	19,691
73041900	OTH LINE PIPE I/S FOR OIL&GAS	4,104	-
73042400	OTHER PIPE OF STAINLESS STEEL	2,197	-
73042900	OTHER CASTING,TUBEING PIPE DRIL OIL/GAS	-	4,466
73043900	OTHER CIRCULAR CROSS SECTION IRON NON ALLOY STEEL	16,534	5,116
73044900	OTHER CIRCULAR CROSS SECTION STAINLESS STEEL	-	214
73049000	OTHER SEAMLESS TUBE/PIPE HOLLOW PROFILES	-	52
73059000	OTHER, TUBES AND PIPES	62,604	121
73061900	OTH-LINE PIPE O/G PIPELINE I/S	5	304
73062900	O-CASING/TUB LINE PIPE O/G I/S	1,151	-
73063010	COPPER COATED MILD STEEL TUBES 6.5MM DIA	826	-
73063090	OTHER WELDED CIRCULAR CROSS SECTION IRON STEEL	9,034	49
73064000	OTHER WELDED CIRCULAR CROSS SECTION STAINLESS STEEL	-	5,424
73066100	O-TUBE,PIPE WELD SQUARE C-SEC	-	18,970
73069000	OTHER TUBE PIPE/HOLLOW PROFILES,IRON/STEEL	2,448,927	3,058,387
73071190	OTHER TUBE/PIPE FITING CAST IRON	-	74
73071920	SEMI FINISHED MALLEABLE IRON PIPE FITTING	1,521	-
73071990	OTHER MALLEABLE IRON PIPE FITTING	22,899	2,332
73072200	THREADED EIBOWS,BENDS,SLEEVES STAINLESS STEEL	6,677	2,190
73072900	OTHER TUBE,PIP FITTING STAINLESS STEEL	-	5,176
73079120	OTH FLANGES FOR M-CARS&VEHI	335	440

## PCT CHAPTER WISE BREAKUP OF EXPORTS

Rs. In Thousands

HSCODE	COMMODITY	Jul-Jan	Jul-Jan
		2017-18	2018-19
	<b>ARTICLES OF IRON AND STEEL</b>		
73079200	THREADED EIBOWS,BENDS/SLEEVES IRON/STEEL	-	301
73079900	OTHER TUBE,PIPE FITTING IRON STEEL NEC	584	2,362
73081000	BRIDGES AND BRIDGE-SECTIONS	-	147
73082000	TOWERS AND LATTICE MASTS	-	8,693
73083000	DOORS,WINDOWS/FRAMES,THRESHHOLD FOR DOORS	25,531	16,445
73084000	EQUIPMENT FOR SCAFF FOLDING SHUTTERING PROPPINGS FOR PITPROPPINGS	12,459	28,839
73089010	PILLARS ETC FOR STRUCTURS I/S	18,550	60,200
73089020	OTH GANGWAYS,GIRDERS,HANGERS	693,205	139,380
73089090	OTH COLUMNS ETC FOR STRUCT I/S	67,289	29,030
73090000	RESERVOIRS,TANKS,VATS SIMILAR CONTAINERS FOR ANY MATERIAL	486	370
73101000	TANKS,CASKS,DRUMS,CANS,BOX OF CAPACITY >50	20,456	40,725
73102100	CANS,CLOSED BY SOLDERING/CRIMPING CAPACITY<50	17,023	10,582
73102900	OTHER TANK,CASK,DRUM,BOX CAPACITY<50	9,200	5,141
73110020	CONTAINERS FOR LPG OF IRON/STL	9,440	4,385
73110030	CONTAINERS FOR CRYOGENIC I/STL	-	5,989
73110090	OTH CONT FOR LIQEID/GAS OF I/S	54	11,858
73121010	IRON AND STEEL WIRE	853	595
73121020	IRON AND STEEL ROPE	1,337	4,222
73121090	OTHER IRON AND STEEL CABLE	2,434	246
73129090	OTHER STANDARD WIRE,ROPE&CABLE	8,106	4,362
73130000	BARBED WIRE OF IRON/STEEL TWISTED HOOP	5,024	1,754
73143900	OTHER GRILLL NETTING FENCING AT INTER SECTION	-	335
73144900	OTHER CLOTH GRILL NETTING /FENCING	-	407
73151190	OTHER ROLLER CHAIN	730	-
73151200	OTHER CHAIN, ARTICULATED LINK	4,062	7,346
73158900	OTHER CHAIN	-	64
73159000	OTHER PARTS	742	-
73160000	ANCHORS,GRAPNELS PARTS IRON/STEEL	1,403	-
73170010	NAILS OF IRON OR STEEL	2,128	159
73170020	TACKS OF IRON OR STEEL	-	2,632
73170090	OTHER ARTICLES OF IRON OR STEEL	271	926
73181100	COACH SCREW IRON/STEEL THREADED	112	968
73181200	OTHER WOOD SCREW IRON/STEEL THREADED	6	816
73181300	SCREW HOOKS,SCREW,RINGS,RIVETS OF IRON/STEEL	32	617
73181510	HIGH TENSILE SCREW&BOLT IRON/STEEL	-	11,369
73181520	U BOLTS LEAF SORINGS VEH CH-87	-	2,790
73181590	OTHER SCREW&BOTLS IRON/STEEL	908	19,810

## PCT CHAPTER WISE BREAKUP OF EXPORTS

Rs. In Thousands

HSCODE	COMMODITY	Jul-Jan	Jul-Jan
		2017-18	2018-19
	<b>ARTICLES OF IRON AND STEEL</b>		
73181610	HIGH TENTION NUTS IRON/STEEL	51	-
73181690	OTHER NUTS THREADED OF IRON/STEEL	2	-
73181900	OTHER BOLT,NUT,WASHER,RIVET IRON/STEEL TH	4,629	3,444
73182190	OTHER SPRING WASHER/LOCK WASHER	-	140
73182210	THURST WASHER FOR VEHICLE H87	-	664
73182290	OTH WAHSERS	65	30
73182300	RIVETS, NON-THREADED	-	219
73182900	OTHER COACH SCREW,BOLTS,NUT IRON STEEL	7,516	2,036
73194000	SAFETY PINS & OTHER PINS	612	3,463
73199010	SEWING,DARNING/EMBROIDRY NEDLS	158	9
73199090	OTH KNITTING NEDLS,CRO HOOKS	4,004	614
73202000	HELICAL SPRINGS	-	96
73209090	OTHER, SPRING AND LEAVES.	2	582
73211111	COOKING RANGES CKD/SKD	15,116	-
73211119	OTHER COOKING RANGES	-	462
73211190	OTHER COOKING APPLIANCES&PLATE WARMERS GAS	12,177	11,552
73211900	O-COKING APPLI INCL SOLID FUEL	-	3
73218100	OTHER APPLIANCES FOR GAS & OTHER FUELS	33	-
73218200	OTHER APPLIANCES FOR LIQUID FUEL	-	37
73218900	OTH APPL INCL APPLI SOLID FUEL	-	123
73219000	PARTS OF IRON/STEEL,COOKING APPLIANCES & PLATE WARMERS	23,642	32,409
73221100	RADIATORS/PARTS CAST IRON E-EL	109	59,586
73221900	OTHER RADIATOR AND PARTS THEREOF	421	111
73229010	AIR HEATERS&HOT AIR DISTRIBUTORS	-	80
73229090	OTHER PARTS OF RADIATORS	216	250
73231000	IRON/STEEL WOOL,POT SCOURERS ETC	12,598	7,630
73239100	OTHER BUCKETS OF CAST IRON NOT ENAMELLED	-	352
73239200	OTHER HOUSE HOLD ARTICLES CASTIRON ENAMELLED	1,053	-
73239300	OTHER DOMESTIC UTENSILS STAINLESS STEEL	139,518	92,435
73239400	OTHER DOMESTIC UTENSILS IRON/STEEL	254	270
73239900	OTHER HOUSE HOLD ARTICLES, PARTS THEREOF	60,784	53,503
73241010	SINKS OF STAINLESS STEEL	7	-
73242900	OTHER BATH,SINK,WASH-BASIN ENAMELLED IRON	9,824	6,055
73249000	OTHER, INCLUDING PARTS	5,202	6,715
73251000	OTHER CAST ARTICLES IRON/STEEL OF NON MALLEABLE CAST IRON	613	1,378
73259900	OTHER CAST ARTICLES OF IRON/STEEL NES	6,289	9,109
73261910	FORGING OF CRANK SHAFT	42,150	54,864



## PCT CHAPTER WISE BREAKUP OF EXPORTS

Rs. In Thousands

HSCODE	COMMODITY	Jul-Jan	Jul-Jan
		2017-18	2018-19
	<b>ARTICLES OF IRON AND STEEL</b>		
73261920	FORGING SURGICAL/DENTAL INSTRUMENTS	1,182	19
73261930	STEEL FORGINGS EXCE 150KG I/S	1,245	-
73261990	OTHER ARTICLES FORGED/STAMPED NOT FURTHER WORKED NES	11,473	7,023
73262000	ARTICLES OF IRON OR STEEL WIRE	7,523	11,922
73269040	STL BALLS NOT EXCE 1MM DIA I/S	-	8
73269050	CLIPS,BRACK ETC.FOR ELE-WIRING	1,072	1,364
73269060	CLAMPS,HOSE CLIPS, HANGERS I/S	-	4,237
73269070	COSMETICS/CIGARE CASES ECT I/S	1,292	1,466
73269090	OTHER ARTICLES OF IRON/STEEL FORGED/STAMPED NOT FURTHER WORKED	107,343	149,427
	<b>TOTAL ARTICLES OF IRON AND STEEL</b>	<b>3,998,519</b>	<b>4,194,845</b>
	<b>COPPER AND ARTICLES THEREOF</b>		
74010000	CEMENT COPPER (PRECIPITATED)	3,915	-
74020000	UN-REFINED COPPER, COPPER ANODES FOR ELECTROLYTIC REFINING	110,845	642,210
74031200	REFINED COPPER WIRE-BARS	629	-
74031300	REFINED COPPER, 'BILLETS	19,328	535,654
74031900	OTHER, REFINED COPPER	2,184,398	14,324,981
74032100	COPPER-ZINC BASE ALLOYS(BRASS)	403,460	99,511
74032200	COPPER-TIN BASE ALLOYS(BRONZE)	9,327	11,311
74032900	OTHER COPPER ALLOYS(OTHER THAN MASTER ALLOYS OF HEADING H-74.05)	-	42,191
74040010	BRASS SCRAP	816,141	1,654,209
74040090	OTH COPPER WASTE AND SCRAP	6,403,750	64,519
74071020	RODS OF REFINED COPPER	20	-
74071090	OTHER PROFILES OF COPPER	105,263	477,449
74072100	COPPER BAR,ROD PROFILES OF COPPERER ZINC BASE ALLOYS(BRASS)	2,285	-
74072900	OTHER BAR,ROD,PROFILES COPPER ALLOYS	72	1,606
74081100	WIRE REFERENCE COPPER MAXIMUM CROSS SECTIONAL DIAMETER >6MM	470	1,011
74081900	OTHER, WIRE OF REFINED COPPER	159,541	214,033
74082100	WIRE OF COPPER ALLOY ZINC BASE	326	2,198
74082900	OTHER WIRE OF COPPER ALLOYS ETC	9,183	731
74091100	PLATES,SHEET,STRIP REFINED COPPER COIL	2,310	-
74091900	OTHER PLATES,SHEETS &STRIP OF REFINED COPPER	-	20
74099000	PLATES/SHEETS/STRIPS OTHER COPPER ALLOYS NS	-	42
74112900	OTHER TUBE&PIPE OF OTHER COPPER ALLOYS	48	64
74122000	COPPER TUBE/PIPE FITTINGS COPPER ALLOYS	-	346
74151000	NAILS,TACKS,DRAWING PINS,STAPLES & SIMILAR ARTICLES	-	2,195
74152100	WASHERS/INCLUDING SPRING WASHERS NOT THREADED	7	-

## PCT CHAPTER WISE BREAKUP OF EXPORTS

Rs. In Thousands

HSCODE	COMMODITY	Jul-Jan 2017-18	Jul-Jan 2018-19
	<b>COPPER AND ARTICLES THEREOF</b>		
74152900	OTHER NOT THREADED ARTICLES COPPER	1,503	-
74153300	OTHER THREADED SCREW,BOLT,NUT COPPER	3,420	2,619
74153900	OTHER THREAD ARTICLES OF COPPER	1,987	2,325
74181000	TABLE,KITCH/OTH HOUSEHOLD ARTI	203	2,645
74182000	OTHER SANITARY WARE,PARTS COPPER	270,976	232,909
74191000	CHAIN,PARTS THEREOF OF COPPER	923	767
74199990	OTHER, ARTICLES OF COPPER	7,340	9,258
	<b>TOTAL COPPER AND ARTICLES THEREOF</b>	<b>10,517,670</b>	<b>18,324,804</b>
	<b>NICKEL AND ARTICLES THEREOF</b>		
75030000	NICKEL WASTE AND SCRAP.	-	1,067
75072000	TUBE OR PIPE FITTING NICKEL	-	7,036
75089010	NICKEL ROTARY PRINTING SCREEN	158	-
75089090	OTHER NICKLE ROTARY PRINTING SCREEN	185	-
	<b>TOTAL NICKEL AND ARTICLES THEREOF</b>	<b>343</b>	<b>8,103</b>
	<b>ALUMINIUM AND ARTICLE THEREOF</b>		
76012000	ALUMINIUM ALLOYS	-	186
76020010	ALUMINIUM W/SCRAP OF AUTO PART	3,162	-
76020090	OTHER ALUMINIUM WASTE OR SCRAP	8,262	29,090
76042100	HOLLOW PROFILES OF ALUMINIUM ALLOYED	-	160
76069110	ALUMINIUM SHEET NOT ALLOYS ANODIZED/ POLYURETHENE COATED	2,277	20
76069290	OTHER ALUMINIUM SHEET ALLOYS	1,235	4
76071920	PRINTED ALUM FOIL NOT BACKED	-	119
76071990	OTHER ADHESIVE TAPE	16	239
76072000	ALUMINUM FOIL, BACKED	6,512	11,668
76082000	TUBE, PIPE OF ALUMINIUM ALLOYED	557	-
76090000	ALUMINIUM TUBE,PIPE FITTINGS (E.G COUPLINGS,EIBOWS,SLEEVES)	41	620
76101000	DOORS,WINDOW, FRAMS,THRESHOLDS FOR DOORS	-	206
76109000	ALUMINIUM STRUCTURE & PARTS N.E.S.	993	1,905
76121000	COLLAPSIBLE TUBULAR CONTAINERS ALUMINIUM	54,374	11,747
76129030	OTH CANS<=400ML W LOGO/BRAND	-	408,001
76129040	ROUND CANS ALUMINIUM DIA>45MM	50	-
76129090	OTHER DRUMS CANS BOXES ALUMINIUM	7,303	7,154
76151000	TABLE,KITCH,POT POLISHPAD ALUM	1,320,222	1,442,805
76152000	SANITARY WARE&PATS OF ALUMINIUM	2,262	306
76161000	NAILS,BOLT,NUT,SCREW ETC ALUMINIUM	7,261	12,949
76169910	CASINGS&FORGINGS	87	-

## PCT CHAPTER WISE BREAKUP OF EXPORTS

Rs. In Thousands

HSCODE	COMMODITY	Jul-Jan 2017-18	Jul-Jan 2018-19
	<b>ALUMINIUM AND ARTICLE THEREOF</b>		
76169920	ALUMINIUM SLUGS	460	-
76169990	OTHER ARTICLE OF ALUMINIUM	30,002	18,705
	<b>TOTAL ALUMINIUM AND ARTICLE THEREOF</b>	<b>1,445,076</b>	<b>1,945,884</b>
	<b>ZINC AND ARTICLES THEREOF</b>		
79020000	ZINC WASTE AND SCRAP.	92,891	249,223
79031000	ZINC DUST(BLUE POWDER)	142,076	113,981
79039000	OTHER ZINC POWDER AND FLAKES	1,101	2,530
79070010	ZINC SLUGS FOR DRY BATTERY CELL CONTAINERS	-	51
79070090	OTHER, ARTICLES OF ZINC	-	598
	<b>TOTAL ZINC AND ARTICLES THEREOF</b>	<b>236,068</b>	<b>366,383</b>
	<b>TIN AND ARTICLES THEREOF</b>		
80012000	TIN ALLOYS	26	-
80070010	TIN PLAT, SHET,STRIP TH>0.2MM	32,629	-
80070090	OTH ARTICLES OF TIN	83	-
	<b>TOTAL TIN AND ARTICLES THEREOF</b>	<b>32,738</b>	<b>0</b>
	<b>OTHER BASE METALS,CERAMICS,ARTICLES</b>		
81083000	WASTE AND SCRAP OF TITANIUM	8,598	11,990
	<b>TOTAL OTHER BASE METALS,CERAMICS,ARTICLES</b>	<b>8,598</b>	<b>11,990</b>
	<b>TOOLS,IMPLEMENTS,CUTLERY,PARTS THEREOF</b>		
82011000	SPADES AND SHOVELS	1	2,982
82014000	AXES,BILL HOOKS & SIMILAR HEWING TOOLS	1,039	1,484
82015000	SECATEURS & ONE-HANDED PRUNERS AND SHEARS	387	-
82016000	HEDGE SHEARS, TWO-HAND PRUNING SHEARS AND SIMILAR TWO HANDED SHEARS	-	708
82019000	OTHER HAND TOOL AGRICULTURAL,HORTICULTURE OR FORESTRY	7,356	7,732
82021000	HAND SAWS	10,827	1,019
82022000	BAND SAW BLADES	-	73
82023100	CIRCULAR SAW BLADES WITH STEEL	133	-
82023900	OTHER CIRCULAR SAW BLADES; INCLUDING PARTS	-	43
82029990	OTHER SAW BLADES	95	29
82031000	FILES, RASPS & SIMILAR TOOLS	1,710	245
82032000	PILERS,PINCERS,TWEEZERS AND SIMILAR TOOLS	73,087	59,651
82033000	METAL CUTTING SHEARS & SIMILAR TOOLS	6,088	1,136
82034000	PIPE CUTTERS,BOLT CROPPERS,PERFORATING PUNCHES AND SIMILAR TOOLS	650	782
82041100	NON-ADJUSTABLE HAND OPERATED SPANNERS & WRENCHES	-	11

## PCT CHAPTER WISE BREAKUP OF EXPORTS

Rs. In Thousands

HSCODE	COMMODITY	Jul-Jan	Jul-Jan
		2017-18	2018-19
	<b>TOOLS,IMPLEMENTS,CUTLERY,PARTS THEREOF</b>		
82041200	ADJUSTABLE HAND OPERATED SPANNERS & WRENCHES	95	818
82042000	INTERCHANGEABLE SPANNER SOCKETS WITH OR WITHOUT HANDLES	1,818	309
82051000	DRILLING,THREADING OR TAPPING TOOLS	51,848	157,157
82052000	HAMMERS AND SLEDGE HAMMERS	3,343	1,695
82053000	PLANES,CHISELS,GUAGES AND SIMILAR CUTTING TOOLS FOR WORKING WOOD	845	1,154
82054000	SCREW DRIVERS	4,575	12,780
82055100	OTHER HAND TOOLS HOUSE-HOLD N.E.S.	12,645	30,839
82055900	OTHER HAND TOOL (GLAZIERS DIAMONDS)	94,289	125,353
82057000	VICES, CLAMPS AND THE LIKE	2	188
82059000	SETS OF ARTICLES OF TWO/MORE OF FORGOING SUB-HEADING	121,549	218,624
82060090	OTH TOOLS H-8202,8505 R-SALE	188	-
82071900	OTHER INCLUDING PARTS OF ROCK DRILLING OR EARTH-BORING TOOLS	4	5,865
82072000	DIES FOR DRAWING/EXTRUDING METAL	7	417
82073000	TOOL FOR PRESSING, STAMPING/PUNCHING	21	-
82074000	TOOLS FOR TRAPPING OR THREADING	-	174
82075090	OTHER TOOL FOR DRILLING OTHER THAN ROCK DRILLING	5,063	5,902
82076000	TOOLS FOR BORING OR BROACHING	-	3,648
82079000	OTHER INTERCHANGEABLE TOOLS	1,291	5,584
82081000	KNIVES&CUTTING BLADES FOR METAL WORKING	13,527	12,169
82082000	KNIVES CUTTING BLADES FOR WOOD WORKING	296	236
82083000	KNIVES & CUTTING BLADES FOR KITCHEN APPLIANCES	59	179
82084000	KNIVES&CUTTING BLADE FOR AGRICULTURAL, HORTICULTURAL OR FORESTRY MACHINES	6,167	16,046
82089010	OTH BLADES/KNIVES PAPER MACH	-	233
82089090	OTH BLADES/KNIVES FOR MACHINE	2,899	603
82090000	PLATES STICKS,TIPS AND THE LIKE FOR TOOLS, UNMOUNTED OF CERMET	688	1,593
82100000	HAND-OPERATED MECHANICAL APPLIANCES, WEIGHING 10 KG OR LESS	-	37
82111000	SETS OF ASSORTED ARTICLES	-	5,107
82119100	TABLE KNIVES HAVING FIX BLADE.	34,092	81,448
82119200	OTHER KNIVES HAVING FIXE BLADES.	591,969	576,993
82119300	KNIVES HAVING OTHER THAN FIX BLADES.	24,383	38,917
82119400	BLADES	140	1,080
82119500	HANDLES OF BASE METAL	4,708	2,060
82121000	RAZORS	619,465	729,323
82122000	SAFETY RAZOR BLADES,	630,839	789,816
82129000	OTHER PARTS	191	4,889
82130000	SCISSORS,TAILOR'S SHEARS & SIMILAR SHEARS AND BLADE	413,163	508,061
82141000	PAPER KNIVES,LETTER OPENERS,ERASING KNIVES, PENCIL SHARPENERS AND BLADES ETC	20,340	14,941

## PCT CHAPTER WISE BREAKUP OF EXPORTS

Rs. In Thousands

HSCODE	COMMODITY	Jul-Jan	Jul-Jan
		2017-18	2018-19
	<b>TOOLS,IMPLEMENTS,CUTLERY,PARTS THEREOF</b>		
82142000	MANICURE OR PEDICURE SETS AND INSTRUMENTS	3,157,130	3,649,497
82149000	OTHER ARTICLES OF CUTLERY .	20,646	20,419
82151000	SETS OF ASSORTED ARTICLE CONTAINING >= 1 ARTICLE PLATED WITH PRECIOUS METAL	316	727
82152000	OTHER SETS OF ASSORTED ARTICLE.	593	5,091
82159910	SPOONS	141	1,300
82159990	OTHER ARTICLE OF KITCHEN.	92,660	247,397
	<b>TOTAL TOOLS,IMPLEMENTS,CUTLERY,PARTS THEREOF</b>	<b>6,033,368</b>	<b>7,354,564</b>
	<b>MISC. ARTICLES OF BASE METALS</b>		
83012090	OTH LOCKS FOR MOTOR VEHICLES	-	1,681
83013000	LOCKS FOR FURNITURE	6	-
83014000	OTHER LOCKS	213	1,287
83017000	KEYS PRESENTED SEPARATELY	-	16
83021010	HINGES,VEH-H-8704.2299,8703	45	1,662
83021090	OTH HINGES&FITTINGS FOR FURNI	2,147	702
83023090	OTH FITTINGS FOR M-VEHICLES	12,362	27,848
83024100	OTHER MOUNTING,FITTING SUITABLE FOR BUILDING	2,354	94
83024200	OTHER MOUNTING,FITING FURNITURES	-	1,851
83024900	OTHER FITTINGS OF BASE METAL N.S.	33,980	15,251
83025000	HAT-RACKS,HAT-PEGS,BRACKET&FIX	1,282	19
83026000	AUTOMATIC DOOR CLOSERS	6,284	10,011
83030000	ARMoured/REINFORCED SAFES, STRONG BOXES AND DOORS ETC OF BASE METAL.	-	100
83040000	FILING CABINETS,CARD-INDEX CABINET/TRAYS	208	298
83052000	STAPLES IN STRIPS	72	-
83059000	OTHER, INCLUDING PARTS	204	-
83061000	BELLS,GONGS ETC.NON ELECTRIC OF BASE METAL	17,285	14,909
83062900	OTHER; MIRRORS OF BASE METAL	276	3,993
83063000	PHOTOGRAPH,PICTURE OR SIMILAR FRAMES; MIRROR	2,108	2,674
83071000	FLEXIBLE TUBING OF IRON/STEEL	281	4,881
83079000	FLEXIBLE TUBING OF BASE METAL	4,344	1,691
83081010	HOOKS OF BASE METAL	458	3,301
83081020	EYES & EYE LETS OF BASE METAL	219	1,988
83082000	TUBULAR OR BIFURCATED RIVET	67	-
83089010	CLASPS OF BASE METAL	-	10
83089020	BUCKLE OF BASE METAL	2,288	6,713
83089030	FRAME OF HAND BAG ETC OF BASE METAL	8	930
83089090	OTHER MADE UP ARTICLE OF BASE METAL PART	24,507	22,716

## PCT CHAPTER WISE BREAKUP OF EXPORTS

Rs. In Thousands

HSCODE	COMMODITY	Jul-Jan	Jul-Jan
		2017-18	2018-19
	<b>MISC. ARTICLES OF BASE METALS</b>		
83091000	CROWN CORKS OF BASE METAL	-	24
83099010	ALUM LID CAN OF CARBONAT DRINK	282	-
83099090	OTHER	50	-
83100010	NUMB PLATE ASSEMBLY,AGRI-TRACT	-	62
83100090	OTH SIGN-PLATES, NAME PLATES	83	1,323
83111000	COATED ELECTRODE OF BASE METAL	1,496	4,475
83119000	OTHER WIRE & RODS AGGLOMERATED OF BASE METAL	1,658	943
	<b>TOTAL MISC. ARTICLES OF BASE METALS</b>	<b>114,567</b>	<b>131,453</b>
	<b>MACHINARY/ COMPONENTS</b>		
84012000	MACHINERY/APPARATUS,ISOTOPIC SEPARATION	-	48
84021190	OTHER STEAM & OTHER VAPOUR GENERATING BOILER	558	4,977
84021200	WATER TUBE BOILER STEAM PRODUCTION <45 TON PER HOUR	64	-
84021920	WASTE HEAT BOILER/HYBRID BOILE	11,436	17,219
84021990	OTHER VAPOUR GENERATING BOILERS,	81	-
84029010	PARTS STEAM / VAPOUR BOILER	-	2,730
84029090	OTHER PARTS OF BOILER	-	95
84039000	PARTS CENTRAL HEATING BOILERS	-	745
84049090	OTH PARTS VAPOUR POWER UNITS	985	-
84059000	PARTS OF PRODUCER GAS/WATER GAS GENERATORS	-	37
84071000	AIRCRAFT ENGINES	-	13,650
84072100	OUTBOARD MOTORS	-	19,969
84072900	OTHER ,MARINE & SPARK IGNITION ROTARY ENGINES	-	17
84073390	OTH-RPE- 250-1000 CC VEH CH-87	-	665
84079010	GAS ENGINES	-	331
84082010	DIESEL ENG,AGRI-TRACTOR H-8701	24,633	8,078
84082090	OTH DIESEL / SEMI DIESEL ENGIN	-	2,266
84089000	OTHER ENGINES	16,890	19,134
84099110	RING FOR PISTON OF VEHICLE CHAPTER 87	53	-
84099120	CYLINDER FOR VEHICLES OF CHAPTER 87	3,967	2,447
84099130	CYLINDER FOR VEHICLES OF CHAPTER 87	-	49
84099140	CYLINDER HEADS FOR VEHICLES OF CHAPTER 87	2,410	1,819
84099150	CYLINDER LINER FOR VEHICLES OF CH.87	11,877	18,988
84099199	OTH KITS FOR VEHICLES OF CH-8	323	3,158
84099910	OTHER RING FOR PISTON VEHICLE CH-87	329	5,301
84099920	OTHER CYLINDER FOR VEHICLES OF CH-87	76	7,254
84099999	OTH PARTS OF ENGINES	11,410	6,666

## PCT CHAPTER WISE BREAKUP OF EXPORTS

Rs. In Thousands

HSCODE	COMMODITY	Jul-Jan	Jul-Jan
		2017-18	2018-19
	<b>MACHINARY/ COMPONENTS</b>		
84109090	OTH PART HYD TURBINE&REGULA	-	364
84118100	OTHER GAS TURBINES OF POWER NOT EXCEEDING 5,000KW	659	-
84122900	OTHER HYDRAULIC POWER ENGINES & MOTOR	1,465	1,983
84129090	OTH PARTS OF ENG / MOTORS	52	-
84131990	OTHER PUMPS FOR DISPENSING CHEMICALS	3,666	808
84132000	HAND PUMPS NOT WITH MEASURING DEVICE	179	280
84133010	DIESEL FUEL INJECTION PUMPS FOR VEHICLES OF CH-87	14,482	-
84133020	OIL PUMP ASSEM VEH H-87019020	8,347	12,809
84133090	OTHER PUMPS FUEL/LUBRICATION/COOLING	1,349	746
84134000	CONCRETE PUMP FUEL LUBRICATION	825	-
84137010	SUBMERSIBLE PUMPS	-	24,321
84137090	OTH CENTRIFUGAL PUMPS	102,753	218,178
84138100	OTH PUMPS	224	-
84139110	STAINLESS STEEL IMPELLERS OF PUMPS	86,199	125,082
84139120	LASER WELDED CHAMBERS FOR PUMP	-	758
84139130	OTH PARTS GROUT,ETC PUMPS	2,122	8,209
84139150	PLUNGER & PUMP PART OF VEH H87	-	127
84139190	PARTS OF OTHER PUMPS	13,971	9,181
84141000	VACUUM PUMPS	2,289	212
84142000	HAND OR FOOT OPERATED AIR PUMPS	59	-
84143090	OTHER COMPRESSORS USED IN REFRIGERATING EQUIPMENTS	3,780	470
84144000	AIR COMPRESSORS MOUNTED ON A WHEELED CHASSIS FOR TOWING	409	1,655
84145110	CEILING FAN	457,287	655,292
84145120	PEDESTAL FAN	221,257	361,637
84145130	TABLE FAN	644	1,684
84145140	EXHAUST FAN	56,604	83,498
84145190	OTHER FANS WITH SELF CONTAINED ELECTRIC MOTOR OF OUTPUT NOT EXCEEDING 125W	433,729	499,415
84145910	BLOWERS	269	1,398
84145990	OTHER FANS	-	3,946
84146000	HOODS HAVING A MAXIMUM HORIZONTAL SIDE NOT > 120CM	31	-
84148010	PISTON TYPE AIR COMPRESSORS	-	6,453
84148020	SCREW COMPRESSORS	-	372
84148090	OTH TABLE,FLOOR,WALL,CEILI FAN	1,446	3,744
84149010	PART MACH H-84141000,8414.3010	379	41,183
84149020	PARTS COMPRESSOR REFRI EQUIP	83	-
84149090	OTHER PARTS OF H-84.14	168,105	3,044
84151019	OTH WINDOW/WALL TYPE AC/SPLIT	1,078	5,170

## PCT CHAPTER WISE BREAKUP OF EXPORTS

Rs. In Thousands

HSCODE	COMMODITY	Jul-Jan	Jul-Jan
		2017-18	2018-19
	<b>MACHINARY/ COMPONENTS</b>		
84151029	S-CON AC/SPLIT INER-OUTER UNIT	3,623	13,171
84151099	OTH AC MACH MOTOR DRIVEN FAN	501	-
84152090	OTH AC FOR PERSONS USED IN VEH	527	-
84159021	CONDENSORS FOR VEHICLES H87	-	982
84159091	OT AC PART H84152010,20,30,90	286	1,174
84159099	OTH PARTS FOR REFRI/AIRCOND	13,685	5,973
84161000	FURNACE BURNERS LIQUID FUEL	1,057	245
84162000	OTHER FURNACE BURNER INCLUDING COMBINATION BURNERS	-	122
84163000	MECHANICAL STOKERS GRATES ETC	11	208
84169000	PART OF BURNERS OTHER ARTICLES OF 7412	57,988	115,530
84171010	KILNS (FURNACE OVEN)	269	-
84171090	OTHER FURNACES AND OVEN	17,051	5,203
84172000	BAKERY OVENS INCLUDING BISCUIT OVEN	1,836	1,538
84178000	OTHER FURNANCE AND OVENS	2,094	965
84179000	PARTS OF INDUSTRIAL OR LABORATORY FURNACE	-	1,107
84181010	COMB REFRIG-FREEZ W-DOOR CKD/S	-	41,466
84181090	COMBINED REFRIG-FREEZE W-DOORS	16,415	8,460
84182190	REFRIGES H-HOLD COMPRESS TYPE	113,283	27,223
84182990	OTH REFRIGERATOR HOUSHOLD TYP	43	28,033
84183090	FREEZERS CHEST TYPE-800 I CAPA	20,833	5,983
84184090	FREEZERS UPRIGHT TYP-900 ICAPA	1,935	-
84185000	OTHER REFRIGERATOR/FREEZERS CHEST, CABINET, DISPLAY COUNTERS, SHOW CASES ETC	4	1,010
84186100	HEAT PUMPS O/T AIR CONDIT MACH	-	123
84186920	REFRIGERATIN MACH WITH ENGIN	-	70
84186990	OTH REFRIGERATIN, FREEZING MACH	1,905	1,093
84189990	OTHER PARTS OF REFRIGERATORS/FREEZERS	21	-
84191190	OTH INST GAS WATER HEATER N-EL	1,516	918
84191990	O-INST STRAGE WATER HETER N-EL	263	-
84192000	MEDICAL SURGICAL LABORATORY STERILISERS	3,852	17,806
84193200	DRYERS FOR WOOD, PAPER PULP, PAPER OR PAPER BOARD	-	510
84193900	OTHER DRYERS	830	20,221
84195000	HEAT EXCHANGE UNITS	19	198
84196090	OTH MACH FOR LIQUIFYING AIR/GA	-	1,873
84198100	OTHER MACHINERY PLANT EQUIPMENT FOR HOT DRINKS/COOKING OR HEATING FOOD	-	1,459
84198910	COOLING TOWERS	483	728
84198990	OTH MACHINES AND PLANTS	439	2,028
84199010	PART DRYERS, AGRI, AIR GAS MACH	-	256



## PCT CHAPTER WISE BREAKUP OF EXPORTS

Rs. In Thousands

HSCODE	COMMODITY	Jul-Jan	Jul-Jan
		2017-18	2018-19
	<b>MACHINARY/ COMPONENTS</b>		
84199090	OTH PARTS MACH,PLANT,LAB EQUIP	1,571	16,496
84201000	CALENDERING OR OTHER ROLLING MACHINES	6,715	15,748
84209100	CYLINDERS (FOR CALENDERING MACHINE)	53	-
84209900	OTHER PARTS OF CALENDERING MACHINE	3,675	7,767
84211200	CLOTHES-DRYERS	-	534
84211900	OTHER CENTRIFUGES INCLUDING DRYER	-	117
84212100	FILTERING PURIFYING MACHINERY & APPARATUS FOR LIQUIDS	1,362	2,385
84212310	OIL FILTER M-VEH H-8703,4,8711	26,302	58,050
84212320	OTH FUEL FILTER VEH H-87019020	9,679	15,399
84212390	OTH OIL/PETROL FILTERS FOR ENG	100	86
84212900	OTHER FILTER MACHINERY APPARATUS NES	-	1,231
84213110	INTAKE AIR FILT VEH H-8703,11	-	40
84213190	OT FILTERING/PURIFYING MAH,GAS	115	106
84213920	FILTER DRIERS CFC REFRIGERANT GASES	45	-
84213930	MIST ELEMATOR FILTERING MACHINERY	86	1,495
84213940	AIR FILTER FOR PURIFYING GASES	35,678	30,967
84213950	FILTER BAGS FOR GASES	-	242
84213990	OTHER FILTERING PURIFYING MACHINERY GASES	48	16,403
84219190	OTHER PARTS OF CENTRIFUGES	54	-
84219990	OTH PART PURIFYING MACH L /GAS	-	3,954
84221100	DISH WASHING MACHINE HOUSE TYPE	733	1,154
84221900	OTHER DISH WASHING MACHINE OF HOUSEHOLD TYPE	47	3,705
84223000	MACHINERY FOR FILLING/CLOSING/SEALING OR LABELLING BOTTLE	20,314	88,286
84224000	OTHER PACKING WRAPPING MACHINE	46,781	42,031
84229010	PARTS DISH WASHING MACHINE	-	4,479
84229090	OT PART FILLING/PACK/WARP MACH	15,120	10,566
84231000	PERSONAL WEIGHING MACHINES	40	26
84232000	SCALES FOR CONTINUOUS WEIGHING OF GOODS ON CONVEYORS	-	114
84233000	CONSTANT WEIGHT SCALES/HOPPER	-	223
84238900	OTHER WEIGHING MACHINERY	400	259
84239000	WEIGHT MACHINE OF ALL KINDS & PARTS	-	71
84241000	FIRE EXTINGUISHERS WHETHER OR NOT CHARGED	-	9,918
84242090	OTH SPRAY GUNS & APPLIANCES	124	1,268
84243000	STEAM OR SAND BLASTING MACHINES AND SIMILAR JET PROJECTING MACHINES	2,476	-
84248900	OTHER APPLIANCES PROJECTING/DISPERSING/SPRAYING LIQUIDS	2,303	-
84249010	PART MAC H-8424.2010,3000,8100	1,673	-
84249090	OTH PART SRAYING/BLASTING MACH	2,481	128

## PCT CHAPTER WISE BREAKUP OF EXPORTS

Rs. In Thousands

HSCODE	COMMODITY	Jul-Jan	Jul-Jan
		2017-18	2018-19
	<b>MACHINARY/ COMPONENTS</b>		
84251100	PULLEY TACKLE HOISTS POWERED BY ELECTRIC MOTOR	-	808
84253100	OTHER WINCHES,CAPSTANS POWERED BY ELECTRIC MOTOR	13	-
84254200	OTHER JACKS AND HOISTS HYDRAULIC	213	956
84254900	OTHER MECHANICAL HANDING EQUIPMENT	789	1,069
84263000	PORTAL OR PEDESTAL JIB CRANES	75	1,193
84264900	OTHER MACHINERY SELF PROPELLED	132,334	78,057
84269900	OTHER MACHINERY NOT SELF PROPELLED	3,302	923
84279000	OTHER WORK TRUCK FITTED WITH LIFTING/HANDLING EQUIPMENT	-	543
84282000	PNEUMATIC ELEVATORS & CONVEYORS	249	320
84283200	OTHER ELEVATOR/CONVEYOR BUCKET TYPE	-	49
84283300	OTHER ELEVATOR/CONVEYOR BELT TYPE	-	13,057
84283990	OTH CONVEYORS FOR GOODS/MATERI	-	3,507
84289010	HYDRAULIC LIFT ASS AGR-TRACTOR	632	796
84289090	OTH HYDRAULIC LIFT ASSEMBLY	1,536	1,304
84291900	OTHER; BULLDOZERS/ANGLEDZERS/TRACK LAYING	105	-
84292000	GRADERS AND LEVELLERS	18,542	1,329
84295100	FRONT-END SHOVEL LOADERS	737	-
84295900	OTHER MECHANICAL SHOVALS,EXCAVATORS AND SHOVAL LOADERS	8,678	4,643
84303900	OTHER SELF PROPELLED COAL/ ROCK CUTTER	121	-
84304900	OTHER BORING/SINKING MACHINERY NOT SELF PROPELLED	1,852	-
84306900	OTHER MACHINERY NOTSELF-PROPELLED	990	-
84311000	PARTS MACHINERY HEADING 84.25	-	31
84313100	PARTS OF LIFTS,SKIP HOISTS & ESCALATORS	-	1,635
84313900	OTHER PARTS LIFTING/HANDLING/LOADING MACHINERY	79,085	28,319
84314100	BUCKETS SHOVELS GRABS & GRIPS	-	2,109
84314300	PARTS FOR BORING/SINKING MACHINERY OF SUBHEADING 8430.41 OR 8430.49	2,641	10,765
84314900	PART MACHINERY HEADING 84.26,84.29-30	16,345	19,847
84321010	CHISEL PLOUGHS	23,106	13,637
84321090	OTHER PLOUGHS	78,632	83,306
84322100	DISC HARROWS	15,572	8,018
84322910	CULTIVATORS	548	-
84322990	OTHER CULTIVATORS	1,966	5,483
84323900	OTH PLANTERS & TRANSPLANTERS	-	556
84328090	OTHER ROTAVATORS	41,576	38,337
84329000	PARTS AGRICULTURAL,HORTICULTURAL MACHINERY	14,688	47,522
84331900	OTHER MOVER FOR LAWN PARKS SPORTS GROUNDS	40	207
84334000	STRAW OR FODDER BALER INCLUDING PICK-UP BALER	-	3,695

## PCT CHAPTER WISE BREAKUP OF EXPORTS

Rs. In Thousands

HSCODE	COMMODITY	Jul-Jan	Jul-Jan
		2017-18	2018-19
	<b>MACHINARY/ COMPONENTS</b>		
84335100	COMBINE HARVESTER-THRESHERS	-	417
84335200	OTHER THRESHING MACHINERY	1,116	1,774
84335900	OTHER HARVESTING MACHINES	-	211
84336000	MACHINES FOR CLEANING, SORTING OR GRADING EGGS, FRUIT, OTHER AGRICULTURAL PRODUCE	3,371	-
84339000	PARTS; MACHINES FOR CLEANING/SORTING OR GRADING EGGS ETC	12,081	8,232
84341000	MILKING MACHINES	1,926	2,331
84342000	DAIRY MACHINERY	524	-
84351010	MACH FOR BEVERAGE MANUFACT	137	-
84351090	OTH MACH FOR BEVERAGE MANF	609	134
84361000	MACHINERY FOR PREPARING ANIMAL FEEDING STUFFS	46	17
84362100	POULTRY INCUBATORS & BROODERS	12,805	-
84362900	OTHER POULTRY KEEPING MACHINERY	245	-
84368000	OTHER MACHINERY	613	4,140
84369100	PARTS POULTRY KEEPING MACHINERY OR POULTRY INCUBATORS AND BROODERS	10,454	-
84371000	MACHINES FOR CLEANING, SORTING OR GRADING SEED, GRAIN, DRIED LEGUMINOUS VEGETABLES	16,049	14,889
84378000	OTHER MACHINERY	2,933	6,568
84379000	PARTS OF MACHINE USE IN MILLING INDUSTRY	6,253	2,105
84381000	BAKERY MACHINERY & MANUFACTURING MACARONI, SPAGHETTI	6,432	468
84382000	MACHINERY FOR MANUFACTURE OF CONFECTIONERY, COCOA OR CHOCOLATE	12,126	25,738
84383010	CRUSHERS FOR SUGARCANE	-	293,512
84383090	OTH MACH FOR SUGAR MANF	-	3,481
84385000	MACHINERY FOR PREPARATION OF MEAT/POULTRY	118	778
84386000	MACHINES FOR PREPERATION OFFRUIT/NUTS/ VEGETABLES.	16,686	3,614
84388090	OTH MACHINERY OF OTH	8,015	6,216
84389010	PARTS OF MACHINES OF HEADING 8438.3000 & 8438.4000	427,892	642,701
84389090	OTH PART FOOD/DRINK MAKE MACH	3,677	127
84399900	OTHER PARTS OF MACHINERY PAPER OR PAPER BOARD	211	3,254
84401000	BOOK BINDING MACHINERY INCLUDING BOOK SEWING MACHINES	3,600	6,520
84409000	PARTS OF BOOK BINDING MACHINERY	1	1,052
84411000	CUTTING MACHINES	6,409	1,380
84412000	MACHINES MAKING BAGS, SACKS/ENVELOPES	614	16,911
84413000	MACHINES MAKING CARTONS, BOXES, TUBES ETC	1,675	-
84418000	OTHER MACHINES FOR MAKING PAPER & PAPER BOARD	19,056	890
84419010	PART MAC H-8441.1000, 8441.4000	10	270
84419090	OTH PART PULP/PAPRE MKING MACH	5,127	7,551
84424000	PARTS BOOK BINDING MACHINERY	1,232	1,351
84425000	PRINT TYPE BLOCK PLATE L/GRAPH	559	1,261

## PCT CHAPTER WISE BREAKUP OF EXPORTS

Rs. In Thousands

HSCODE	COMMODITY	Jul-Jan	Jul-Jan
		2017-18	2018-19
	<b>MACHINARY/ COMPONENTS</b>		
84431100	OFF SET PRINTING MACHINERY REEL-FED	54,092	-
84431300	OTH OFFSET PRINTING MACHINERY	-	10,955
84431700	GRAVURE PRINTING MACHINERY	-	2,488
84431910	HOT STAMPING MACHINES	2,204	-
84431920	LABEL PRINTING /EMPOSSING MACH	105	-
84431990	OTH MACH PRINT REPETITIVE WORD	3,003	1,047
84433290	O-MACH CAPABLE TO CONNECT DPM	77	-
84433990	OTH PHOTOCOPYING APPARATUS	37	-
84439100	PART P-MACH PRINT BY PLATE/CYL	2,752	307
84439950	TONER,INK CART OF COMP PRINTER	-	706
84439990	OTH PARTS OF HEAD 84.42	-	3,109
84440000	MACHINES FOR EXTRUDING, CUTTING MAN MADE TEXTILE MATERIAL	1,126	-
84451100	CARDING MACHINES	27,728	75,223
84451300	DRAWING /ROVING MACHINES	12,407	20,821
84451910	OTH BLOW ROOM MACHINERY	-	1,247
84451990	OTH MACH PREPARING TEXT FIBRES	23,925	-
84452000	TEXTILE SPINNING MACHINES	75,634	99,873
84453000	TEXTILE DOUBLING OR TWISTING MACHINES	7,160	-
84454020	CONE/BOBBIN WINDING MACHINES	9,361	5,460
84454090	OTHER TEXTILE WINDING MACHINE	-	18,313
84459000	OTHER MACHINERY,TEXTILE FIBRE	5,099	3,912
84461000	WEAVING MACHINES FABRICS WIDTH NOT > 30 CM	-	23,251
84462900	OTHER MACHINES(LOOMS)	79,361	140,955
84463000	WEAVING MACHINES FABRIC OF WIDTH >30CM SHUTTLELESS TYPE	218,266	421,717
84471100	CYLINDER DIAMETER NOT EXCEEDING 165 MM	-	34,233
84471200	CYLINDER DIAMETER EXCEEDING 165 MM	416	-
84472000	FLAT KNITTING MACHINES,STITCH-BONDING MACHINES	2,988	18,737
84479010	MULTI HEAD EMBROIDERY MACHINES	79,091	16,786
84479090	OTH CIRCULAR KNITTING MACHING	2,223	13,112
84481100	DOBBIES JACQUARD,COPYING,PUNCHING OR ASSEMBLING MACHINES ETC	-	208
84482000	PARTS&ACCESORIES MACHINES OF HEADING 84.44 OR OF THEIR AUXILIARY MACHINERY	5,091	-
84483190	OTHER CARD CLOTHING	6,562	255
84483200	PART ACCESORY MACHINES TEXTILE FIBRE	863	3,475
84483310	SPINDLE FLYER RING TRAVLLERS	-	957
84483320	SPINDLES TEXTILE MACHINES	1,475	1,813
84483330	SPINNING RINGS	-	1,190
84483900	OTHER PARTS&ACCESSORIES 84.45	31,599	19,048

## PCT CHAPTER WISE BREAKUP OF EXPORTS

Rs. In Thousands

HSCODE	COMMODITY	Jul-Jan	Jul-Jan
		2017-18	2018-19
	<b>MACHINARY/ COMPONENTS</b>		
84484210	REEDS FOR LOOMS	737	87
84484290	OTHER HEALDS & HEALDS FRAME	571	5,878
84484910	SHUTTLES	6,910	5,928
84484990	OTH PART ACCESSORIES WEAV MACH	4,449	13,282
84485100	SINKERS NEEDLES & OTHER ARTICLES	-	164
84485900	OTHER PART ACCESSORY MACHINES HEAD 84.47	23,048	2,748
84501190	OTH WASHIN MACH FUL-AUT NOT>10	-	6,992
84501290	O-MACH BUILT-CENTRIFUGAL DRIER	4,990	22,657
84501919	OTH WASH MACH SEMI AUTO<10KG	-	1,797
84501999	O-MACH DRY LINE CAPA -NOT>10KG	57,988	-
84502090	MACHINE DRY LINE CAP EXCE10KG	333	-
84509000	PARTS FOR HOUSE HOLD OR LAUNDRY TYPE WASHING MACHINE	28,128	32,658
84511000	DRY-CLEANING MACHINES	-	1,384
84512100	DRY LINEN CAPACITY NO EXCEEDING 10KG	282	-
84512900	OTHER DRYING MACHINES	1,905	843
84513000	IRONING MACHINES & PRESSES(INCLUDING FUSING PRESSES)	4,201	1,458
84514010	WASHING MACHINE (INDUSTRIAL)	3,616	6,545
84514030	DYEING MACHINE	1,322	1,932
84515000	MACHINES FOR REELING UNREELING FOLDING ETC	443	-
84518010	COATING OR LAMINATING MACHINES	-	1,241
84518020	FLOCKING MACHINES	-	52
84518090	OTHER MACHINES FOR WRINGLING/PASTING	326	11,196
84519000	PARTS FOR DRY CLEAN/DYEING MACHINES	12,432	6,406
84521010	SEWING MACHINES HOUSE-HOLD MACHINES CKD/SKD CONDITION	471	485
84521090	OTHER SEWING MACHINES HOUSEHOLD TYPE	14	600
84522100	AUTOMATIC UNITS SEWING MACHINE	449	2,513
84522900	OTHER SWING MACHINES INDUSTRIAL	3,930	3,329
84523000	SEWING MACHINE NEEDLES	12	6,671
84529090	OTH PARTS OTH SEWING MACHINE	242	2,380
84531000	MACHINES FOR PREPARING,TANNING OR WORKING HIDE,SKIN OR LEATHER	4,205	9,049
84532000	MACHINERY FOR MAKING/REPAIRING FOOTWEAR	1,302	995
84538000	OTHER MACHINES FOR REPAIRING HIDES-SKINS/LEATHER	-	14,103
84539000	PARTS OF MACHINE,TANNING,FOOTWEAR	326	-
84542000	INGOT MOULDS & LADLES	-	346
84543000	CASTING MACHINES	384	195
84549000	PARTS OF CONVERTERS LADLES ETC	1,342	201
84552200	COLD, ROLLING MILLS	908	-

## PCT CHAPTER WISE BREAKUP OF EXPORTS

Rs. In Thousands

HSCODE	COMMODITY	Jul-Jan	Jul-Jan
		2017-18	2018-19
	<b>MACHINARY/ COMPONENTS</b>		
84553010	CAST IRON ROLLS OF DIAMETER NOT>91.44CM	2,473	-
84553090	OTHER ROLLS FOR ROLLING MILLS	14,621	23,003
84559000	OTHER PARTS METAL ROLLING MILLS	12,811	816
84569000	O-MAC TOOL REMOV MATE BY LASER	-	1,868
84571000	MACHINING CENTRE FOR WORKING METAL	123	-
84581100	HORIZONTAL LATHES NUMERICALLY CONTROLLED	810	-
84581900	OTHER, HORIZONTAL LATHES	12,379	719
84589100	OTHER LATHES NUMERICALLY CONTROLLED	-	539
84589900	OTHER LATHES REMOVING METALS	21,474	27,142
84591000	WAY TYPE UNIT HEAD MACHINES	5,271	3,881
84592100	OTHER DRILLING MACHINES NUMERICALLY CONTROLLED	-	388
84592990	OTHER DRILLING MACHINES	3,837	668
84594900	OTHER BORING MACHINES	-	200
84595990	OTHER MILLING MACHINES KNEES TYPE	168	-
84601900	FLAT SURFACE GRINDING MACHINES NOT NUMERICALLY CONTROLLED	3,543	899
84602900	GRINDING MACHINES ACCURACY AT LEAST 0.01MM	8,828	11,881
84603100	SHARPENING MACHINES NUMERICALLY CONTROLLED	225	-
84603900	OTHER SHARPENING MACHINES NUMERICALLY CONTROLLED	182	7
84609010	BENCH TYPE GRINDING MACHINE	153	201
84609090	MACHINE TOOLS FOR DEBURRING/POLISHING	120	6,797
84612010	SHAPING MACHINES STROKE UPTO 45 CM	-	757
84612090	OTHER SHAPING/SLOTTING MCHINES	104	528
84614000	GEAR CUTTING,GRINDING/GEAR FINISHING MACHINES	2,513	127
84615090	SAWING OR CUTTING OFF MACHINES	-	92
84619000	MACHINES TOOLS FOR METAL WORKING	105	1,522
84621010	FORGING NON-ALIE STAMPING MACHINE & HAMMERS	104	1,638
84621090	OTHER FORGING/DIE STAMPING MACHINES & HAMMERING	359	457
84622100	BEND,FOLD,ETC MACHINES NUMERICALLY CONTROLLED	-	548
84622900	NON NUMERICALLY CONTROLLED BENDING,FOLDING MACHINES	5,331	1,661
84623900	OTHER SHEARING MACHINES NOT NUMERICALLY CONTROLLED	179	907
84624900	OTHER PUNCHING/NOTCHING MACHINES INCLUDING SHEARING	236	40
84629190	OTHER, HYDRAULIC PRESSES	316	-
84629900	OTHER PRESSES FOR WORKING METAL	3,646	1,250
84639000	OTHER MACHINE TOOL WORKING METALS	-	9,757
84642010	GRINDING MACHINES	619	-
84642090	POLISHING MACHINES	33	-
84649000	OTHER MACHINE TOOLS WORKING STONE/CERAMICS/CONCRETE	257	5,275

## PCT CHAPTER WISE BREAKUP OF EXPORTS

Rs. In Thousands

HSCODE	COMMODITY	Jul-Jan	Jul-Jan
		2017-18	2018-19
	<b>MACHINARY/ COMPONENTS</b>		
84659190	OTHER, SAWING MACHINES	244	122
84659200	PLAN MILL MOULD MACHINE	96	41
84659300	GRINDING SANDING POLISHING MACHINES	29	21
84659400	BENDING OR ASSEMBLING MACHINES	-	501
84659500	DRILLING OR MORTICING MACHINES	74	-
84659900	OTHER MACHINE TOOLS FOR WOOD ,CORK, ETC	614	7,430
84661000	TOOL HOLDERS SELF OPENING DIE HEADS	-	243
84662000	WORK HOLDERS	-	1,019
84669100	PART/ACCESSORIES MACHINE TOOLS W/STON ETC	-	2,058
84669200	PART/ACCESSORIES MACHINE TOOL W/WOOD ETC	2,316	2,548
84669310	PART MAC H-8458,8459,8460,8461	16,011	-
84669390	OTH PART MACHINE H-8456TO 8461	367	243
84669490	OTH PARTS MACH H- 8456 TO 8465	1,971	8,433
84672100	DRILLS OF ALL KINDS	11	6
84672900	OTHER TOOL WITH ELECTRIC MOTOR	32	26
84678900	OTHER TOOL WORKING IN HAND	-	289
84679900	OTHER PART TOOL WORKING IN THE HAND	80	283
84682000	OTHER GAS-OPERATED MACHINERY APPARATUS	5	33
84688000	OTHER MACHINERY AND APPARATUS	423	708
84689000	OTHER PART GAS OPERATED MACHINERY APPARATUS	483	92
84709000	OTHER POSTAGE,TICKET ISSUE MACHINES	66	1,596
84713010	LAPTOP COMPUTERS,NOTEBOOKS	287	116
84713020	PERSONAL COMPUTERS(PCS)	8,917	17,295
84713090	OTHER PORTABLE COMPUTER <10 KG	46,316	127
84715000	DIGITAL PROCESSING UNIT OTHER THAN THOSE OF SUBHEADING 8471.41-42	217	36
84716010	KEY BOARDS	-	11
84716090	OTHER, INPUT OUTPUT UNITS	-	2,726
84717020	HARD DISK DRIVE	14,726	23,188
84717040	OPTICAL DISK DRIVE,INCLUDING CD-ROM&DVD Drive	-	10
84717050	OPTICAL&TAPE AUTO LOADER&LIBRARIES/JUKE-BOX	25	13
84717090	OTHER STORAGE UNIT	8	194
84719090	OTHER DATA PROCESSING EQUIPMENTS	2,051	23,029
84729010	AUTOMATED TELLER MACHINES(ATM)	8,576	-
84729090	OTHER OFFICE MACHINES	182	561
84732900	OTH PARTS/ACCESSORIES ELECTRONIC CALCULATING MACHINES	3,234	89
84733010	CASING COMPUTER WITH POWER SUPPLY	3,315	-
84733090	OTHER PARTS/ACCESSORIES MACHINES HEADING 84.71	44,322	34,161

## PCT CHAPTER WISE BREAKUP OF EXPORTS

Rs. In Thousands

HSCODE	COMMODITY	Jul-Jan	Jul-Jan
		2017-18	2018-19
	<b>MACHINARY/ COMPONENTS</b>		
84734000	PARTS/ACCESSORIES MACHINE HEAD 84.72	2,246	-
84735000	PARTS/ACCESSORIES MACHINE HEADING 84.69-84.72	84	-
84741090	OTHER SORT/SCREEN/SEPERATING/WASHING MACHINES	632	-
84742090	OTHER CRUSHING/GRINDING MACHINES	2,397	552
84743130	CONCRET TRANSIT MIXER DRUM	-	304
84743190	OTHER MACHINES MIX/KNEAD MINERALS WITH BITUMEN	2,448	377
84743290	OTHER MACHINES FOR MIXING MINERAL WITH BITUMEN	-	65
84748090	MACHINES AGGLOMERAT/SHAPE.MINERALS	1,941	6,494
84749010	PARTS CRASH/ MIX/HYD PRES MACH	5,025	2,423
84749020	PART CEMENT/CONCRTE MIX MACH	10,294	19,244
84749090	OT PART SORTING/SCREENING MACH	4,196	5,564
84752100	MACH FOR MAKING OPTRICAL FIBRE	100	2,010
84752900	OTHER GLASS WORKING MACHINES	-	59
84759000	PARTS OF MACHINES H-NO.84.75	1,684	9,230
84762900	OTHER, AUTOMATIC BEVERAGE-VENDING MACHINES	167	-
84768900	OTHER MACHINE INCLUDING MONEY CHANGING MACHINES	-	124
84771000	INJECTION-MOULDING MACHINES	39,610	29,508
84772000	EXTRUDERS	18,367	36,866
84773090	OTHER,BLOW MOULDING MACHINES	6,455	8,756
84774090	OTHER VACCUM MOULDING,THERMOFORM MACHINE	-	616
84775900	OTHER MACHINES FOR MOLDING/FORMING	648	463
84778000	OTHER MACHINES FOR WORKING RUBBER/PLASTICS	79,858	46,411
84779000	PARTS OF MACHINE,WORKING RUBBER/PLASTICS	3,575	1,180
84781000	MACHINES FOR PREPARING TOBACCO	41,873	9,154
84789000	PARTS OF MACHINES OF HEADING-84.78	4,248	6,296
84791090	MACH FOR PUBLIC WORKS,BUILDING	1,211	-
84796000	EVAPORATIVE AIR COOLERS	9,672	720
84797900	OTH PASSENGER BOARDING BRIDGES	-	11
84798100	MACHINES TREATING METAL INCLUDING ELECTRIC WIRE COIL-WINDERS	20	-
84798210	MATCH MAKING MACHINES	1,475	26,594
84798220	SOAP MAKING MACHINES	-	2,472
84798290	OTHER CRUSHING MACHINE	310	10,592
84798910	FASTENING/THREAD SUCKING MACHINES	34	-
84798920	MACHINES ATTACHING RIVETS/BUTTONS	1,053	2,005
84798930	TABLETING MACHINES	30,682	-
84798990	OTHER MACHINES FOR GARMENTS	12,356	70,497
84799010	PARTS OF MACHINE HEAD 8479.8910	1,047	14



## PCT CHAPTER WISE BREAKUP OF EXPORTS

Rs. In Thousands

HSCODE	COMMODITY	Jul-Jan	Jul-Jan
		2017-18	2018-19
	<b>MACHINARY/ COMPONENTS</b>		
84799090	OTHER PARTS INDIVIDUAL FUNCTION MACHINES	23,429	26,384
84803000	MOULDING PATTERNS	64	-
84804900	OTHER, MOULDS FOR METAL/CARBIDES	303	94
84805000	MOLULDS FOR GLASS	-	69
84806000	MOULDS FOR MINERAL MATERIALS.	-	749
84807100	INJECTION OR COMPRESSION TYPES	3,980	24,865
84807900	OTHER MOULDS FOR RUBBER/PLASTICS	33,070	4,738
84811000	PRESSURE-REDUCING VALVES	5,383	669
84812000	VALVES,OLEOHYDRAULIC/PNEUMATIC TRANSMISSIONS	1,474	767
84813000	CHECK VALVES	-	2,785
84814000	SAFETY OR RELIEF VALVES	1,678	12,946
84818030	OTH COCKS FOR M-CARS &VEHICLES	5,327	154
84818090	OTH APPLIAN FOR PIPES,BOILERS	16,663	11,193
84819000	PARTS OF APPLICANCE H-NO.84.81	2,189	13,205
84821000	BALL BEARINGS.	142	1,794
84825000	OTHER CYLINDERICAL ROLLER BEARINGS	-	80
84828000	OTHER COMBINED BALL/ROLLER BEARINGS	1,654	3,384
84829100	BALLS, NEEDLES/ROLLERS PARTS	224	267
84829910	RINGS OF BEARINGS	19,133	28,298
84829990	OTHER BALL OR ROLLRE BEARINGS	223	778
84831011	DIFFEREN SHAFT/PART AG-TRACTOR	6,775	38,426
84831090	OTHER TRANSMISSION SHAFTS/CRANKS	636	4,169
84833010	BEAR HOUSING NOT INCORPORATING PLAIN SHAFT BEARINGS	170	-
84833020	FABRIC BEARING NOT BALL BEARIN	-	3,309
84833090	OTHER BEARING NOT INCORPORATING BALL PLAIN SHAFT-BEARINGS	277	554
84834019	OTH GEARS FOR VEHICLES H-87	840	-
84834090	OTHER GEAR & GEARING OTHER THAN TOOTHED WHEEL	23,555	31,816
84835010	FLYWHEELS	24	1,971
84835090	OTHER FLYWHEELS	1,382	3,535
84836099	OTHER CLUTCHES	23	393
84839010	TOOTHED WHEELS ETC AGR-TRACTOR	-	11,979
84839030	OTH CHAIN SPROCKETS CARS&VEH	-	429
84839090	OTH COMPONENTS FOR VEHICLES	549	2,051
84841090	OTHER GASKETS&SIMILAR JOINTS METAL	20	652
84842090	OTHER MECHANICAL SEALS	-	9,180
84849000	OTHER GASKET&SIMILAR JOINT,DISSIMILAR IN COMPOSITION	20,612	1,817
84862000	MACH FOR MANUF ELE INTEGRA CIR	-	69

## PCT CHAPTER WISE BREAKUP OF EXPORTS

Rs. In Thousands

HSCODE	COMMODITY	Jul-Jan 2017-18	Jul-Jan 2018-19
	<b>MACHINARY/ COMPONENTS</b>		
84869000	PARTS&ACCE OF MACH MANU S-COND	-	48
84871000	SHIPS/BOATS,PROPELLERS&BLADES	105	6,626
84879090	O-PARTS&ACCE NOT CON ELE-CONNE	8,312	1,975
	<b>TOTAL MACHINARY/ COMPONENTS</b>	<b>4,670,200</b>	<b>6,161,448</b>
	<b>ELECTRICAL MACHINERY,EQUIP,PARTS</b>		
85011000	ELECTRIC MOTOR OUTPUT NOT >37.5.WATT	39	3,470
85012000	UNIVERSAL AC/DC MOTOR >37.5 W	-	16,376
85013190	OTH DC MOTOR/GEN 0-P=750 WATT	-	13
85013290	OTH DC MOTOR/GENERA>75KW<3750W	2	-
85014010	OTHER AC MOTOR SINGLE PHASE OUTPUT NOT >60 WATTS	-	1,714
85014090	OTHER AC MOTORS	3,189	949
85015120	CLUTCH MOTOR SEWING MAC<750W	33	-
85015190	OTH AC MOTORS MULTI-PHASE<750W	1,365	5
85015210	SUBMERS MOTOR OUTPUT>750W<75KW	78,222	122,280
85015290	OTH AC MOTOR M-PH >750W <75KW	421	147
85015390	OTHER AC MOTORS SINGLE PHASE	-	28
85016490	OTH AC GENERATOR/ELEC MOTOR	397	67
85021120	ELE-GENERATER DIESEL 5-20 KVA	-	25,713
85021190	OTHER GENERATING SETS INTERNAL COMBUSTION PISTON ENGINES	22,236	-
85021200	GENERATING SET WITH INTERNAL COMBUSTION ENGINE >75 BUT NOT >375KVA	3,671	745
85021310	GENERATING SET INTERNAL COMBUSTION ENGINES >375 BUT NOT >1100 KVA	3,366	-
85021390	OTHER GENERATING SET INTERNAL COMBUSTION PISTON ENGINES	21,122	54,404
85022020	GENER SET(SP-ING ENG)OP>375KVA	17,584	-
85024000	ELECTRIC ROTARY CONVERTERS.	11,069	518
85030010	PARTS OF MACHINE HEAD 85.01	11,933	-
85030020	PARTS MACHINE HEAD 85.01&85.02	692	-
85030090	OTH PARTS MOTORS GENERATORS	1,658	6,716
85041000	BALLAST FOR DISCHARGE LAMPS/TUBES	421	1,166
85042100	LIQUID DI-ELECTRIC TRANSFORMER HAVING POWER HANDLING CAPACITY NOT>650KVA	-	4,075
85042300	LIQUID DI-ELECTRIC TRANSFORMER >10000 KVA	316	-
85043100	OTHER TRANSFORMER WITH POWER HANDLING CAPACITY NOT>1 KVA	-	69
85043200	OTHER TRANSFORMER >1KVA BUT <16KVA	14,654	14,940
85043300	OTHER TRANSFORMER >16 KVA BUT <500 KVA	91,488	49,437
85043400	OTHER TRANSFORMER WITH POWER HANDLING CAPACITY >500 KVA	9,552	-
85044010	STATIC CONVERTERS UNINTERRUPTED SUPPLY OF POWER(UPS) RATING UPTO 1.5 KVA	-	3,943
85044020	BATTERY CHARGERS	1,439	218

## PCT CHAPTER WISE BREAKUP OF EXPORTS

Rs. In Thousands

HSCODE	COMMODITY	Jul-Jan	Jul-Jan
		2017-18	2018-19
	<b>ELECTRICAL MACHINERY,EQUIP,PARTS</b>		
85044090	OTHER UNINTERRUPTED POWER SUPPLY	2,518	6,211
85049010	ON LOAD TAPE CHANGER TRANSFORMERS	-	63
85049090	OTHER PARTS FOR POWER TRANSFORMERS	14,023	3,255
85051100	PERMANENT MAGNETS AND ARTICLES	-	124
85052000	ELECTRO-MAGNETIC COUPLINGS,CLUTCHES&BRAKES ETC	129	-
85059000	OTHER ELECTRO-MAGNETIC INCLUDING PART HD 85.05	-	182
85068000	OTHER PRIMARY CELL&BATTERIES	-	136
85069010	BRASS CAPS FOR DRY BATTERY CELL	91	-
85071010	MEANT M-CARS H-87.03&VEH-4,11	130,978	1,655,517
85071020	MEANT FOR VEH H-87.01,2,4	993,403	-
85071090	OTH LEAD-ACID -STARTING ENGINE	-	13,341
85072090	OTHER LEAD-ACID ACCUMULATORS	609	-
85079000	PARTS ELECTRIC ACCUMULATORS INCLUDING SEPERATORS,WHETHER OR NOT RECTANGULAR	-	13,832
85094010	FOOD GRINDERS ELECTRO MECHANICAL DOMESTIC APPLIANCES	15	-
85094030	FRUIT/VEGETABLE JUICE EXTRACTORS ELECTRO-MECHANICAL DOMESTIC APPLIANCES	1,785	10
85098000	OTHER ELECTRO-MECHANICAL DOMESTIC APPLIANCES	865	4,976
85099000	PARTS ELECTRO-MECHANICAL DOMESTIC APPLIANCES	1,814	2,689
85102000	HAIR CLIPPERS	-	164
85103000	HAIR-REMOVING APPLIANCES	29	666
85111000	SPARKING PLUGS	571	515
85114090	DUAL PURPOSE STARTER GENERATORS	587	139
85115090	OTH ALTNATOR ASSEMBLY FOR OTH	43	1,521
85118090	O/EQUIP(IGNI COIL,CUT-OUT,ETC)	102	-
85119010	ALUM CASTED DISTRI CASE M-CARS	-	453
85119090	OTH ELECTRI IGNI/STARTING EQUI	58	-
85121000	LIGHTING OR VISUAL SIGNALLING EQUIPMENT FOR BICYCLE USE	49	-
85122010	HEAD LIGHT FOR MOTOR VEHICLES	64	70
85122090	OTHER LIGHTING SIGNALLING EQUIPMENT	-	198
85123010	SOUND SIGN EQU VEH H-8703,4,11	7,700	9,851
85123090	OTH SOUND SIGNILING EQUIPMENT	-	356
85129090	OTH ELECTRI LIGH/SIGNAL EQUIPM	535	-
85131020	OTHER SAFETY LAMPS; MORES SIGNALLING LAMPS;EXAMINATION LAMPS	258	-
85131090	OTHER PORTABLE ELECTRIC LAMPS	2,844	6,181
85139090	OTH PARTS OF ELECTRIC LAMPS	282	-
85141000	RESISTANCE HEAT FURNANCE/OVEN	1,580	-
85142000	FUR/OVE BY INDUCTIONDIELE LOS	16	10,541
85143000	OTH FURNANCES AND OVENS	661	626

## PCT CHAPTER WISE BREAKUP OF EXPORTS

Rs. In Thousands

HSCODE	COMMODITY	Jul-Jan	Jul-Jan
		2017-18	2018-19
	<b>ELECTRICAL MACHINERY,EQUIP,PARTS</b>		
85149000	PARTS OF INDUS/LAB FURN & OVEN	3,891	12,531
85151100	SOLDERING IRON AND GUNS	-	113
85151900	OTHER BRAZING/SOLDERING IRONS&GUNS	159	1,689
85152900	OTHER MACHINES RESISTANCE WELDING OF METAL	47	-
85153900	OTHER MACHINES/APPARATUS ARC WELDING METAL	21	246
85158000	OTHER MACHINES/APPARATUS HOT SPRAYING METAL	-	1,169
85159000	PARTS(OF HEADING NO.85.15)	-	823
85162900	OTHER ELECTRIC SPACE/SOIL HEATNG APPARATUS	459	299
85163200	OTHER HAIR DRESSING APPARATUS	-	441
85165090	MICROWAVE OVENS	576	469
85166010	ELECTRIC OVEN	10	-
85166090	OTHER APPLIANCES USED DOMESTIC PURPOSE	251	186
85167100	ELECTRIC COFFEE OR TEA MAKERS	-	18
85167910	INSECT KILLER	-	29
85167990	OTH ELECTRO THERMIC APPLIANCES	477	5,422
85168010	ELECTRIC HEATING ELEMENT FOR REFRIGERATORS	-	15
85168090	OTHER ELECTRIC HEATING RESISTOR	1,136	1,063
85169000	PARTS ELECTRO-THERMIC APPLIANCES H-85.16	14,515	2,446
85171100	LINE TELEPHONE CORDLESS HANDSETS	-	64
85171219	OTH CELLULAR MOBILE PHONE	2,441,121	372,419
85171290	OTH T-PH FOR CELL/WIRELESS NET	77	730
85176220	MODEMS	4	1,108
85176290	OTH RECEP/TRANS/ROUT/ MACH	2,334	-
85176990	OTHER APPARATUS FOR RECP/TRANS	8,071	12
85177000	PARTS OF NETWORKING EQUIP	48,433	92,202
85234110	COMPACT DISC (CD)UN-RECORDED	-	2,441
85234190	OTHER OPTICAL MEDIA UNRECORDED	-	3
85234990	OTH OPTCAL MEDIA CON SOFTWARE	8,535	4,891
85235910	PROXIMITY CARDS AND TAGS	570	1,557
85235990	OTHER SEMICONDC MEDIA	-	10,960
85238090	OTH MEDIA FOR RECORDING SOUND	9,131	10,408
85256030	MODEMS FOR TRANSMISSION APPARA	-	397,154
85258010	CLOSE CIRCUIT TV CAMERAS	-	850
85258040	DIGITAL CAMERAS	945	1,437
85258050	VIDEO CAMERA RECORDERS	-	220
85258090	OTH TV/VIDEO/DIGITAL CAMERA	128	-
85285900	OTHER MONITORS	11	-

## PCT CHAPTER WISE BREAKUP OF EXPORTS

Rs. In Thousands

HSCODE	COMMODITY	Jul-Jan 2017-18	Jul-Jan 2018-19
	<b>ELECTRICAL MACHINERY,EQUIP,PARTS</b>		
85287211	LIQUID CRYSTAL DISPLAY(LCD) TV	-	746
85287219	OTH COLOR TV SETS	16	-
85287300	OTH BL&WHITE/MONOCROME R-APA	4,633	-
85291090	OTH AERIALS/AERIAL REFLECTORS	6	-
85299090	OTH CABLE TV/SATELLITE EQUIPMENT/APPARATUS HEADING 85.25-85.28	-	291
85308000	OTHER SIGNAL EQUIPMENT ELECTRICAL TRAFFIC CONTROL	-	156
85311000	BURGLAR/FIRE ALARMS/SIMILAR APPARATUS	1,653	1,628
85312000	INDICATOR PANELS INCORPORATING LCD(LIQUID CRYSTAL DEVICE)/LED(LIGHT EMITTING DIO	-	293
85318000	OTHER APPARATUS	17,168	4,457
85319010	PANIC BUTTON	2,098	-
85319090	OTHER PARTS ELECTRIC-SOUND/VISUAL SIGNALLING APPARATUS	2,119	16
85321000	FIX ED CAPACITORS FOR 50/60 HZ CAPACITY NOT <0.5KVAR(POWER CAPACITORS)	1,781	5,489
85322400	CERAMIC DIELECTRIC MULTI-LAYER FIXED CAPACITORS	352	-
85322500	DIELECTRIC OF PAPER OR PLASTIC FIXED CAPACITORS	48,460	52,721
85322900	OTHER FIXED CAPACITORS	43	539
85340000	PRINTED CIRCUITS	119	361
85352110	AUTOMATIC CIRCUIT-BREAKERS UPTO 17.5 KV	8,558	-
85352900	OTHER AUTOMATIC CIRCUIT BREAKER	-	44
85359000	ELECTRIC APPARATUS FOR SWITCHING/PROTECTING ELECTRIC CIRCUITS>1000 VOLTS	-	428
85361090	OTH FUSES FOR VOLTAGE <1000 VO	31	1,558
85362010	AUTO CIRCUIT BREAKER>10AMP	-	2,801
85362020	AIR CIRCUIT BREAKER MULTIPHASE	-	356
85362090	OTHER AUTO CIRCUIT BREAKERS	482	605
85363000	OTHER APPARATUS PROTECTING ELECTRIC CIRCUITS	55	1,773
85364190	RELAYS FOR VOLTAGE NOT>60V	12	-
85364990	OTHER, RELAYS	18,398	58,440
85365021	IGN SW W/O STEA LOC CAR H-8703	-	404
85365099	OTH SOCK,LAMP HOLD NOT>1000VOL	12,916	478
85366100	LAMP HOLDERS	3,125	1,826
85366990	OTH ELEC SWITCH,RELAYS,FUSES	3,005	2,121
85367000	CONNECTORS FOR OPTICALFIBRES	-	56
85369030	MAGNETIC CONTRACTOR/THERMAL PROTECTORS FOR MOTORS	495	109
85369090	OTHER ELECTRICAL APPARATUS SWITCH/PROTECTING ELECTRICAL CIRCUITS	432	5,090
85371010	FUSE BOX VEH H-8711NOT >1000 V	11	-
85371090	OTH BOARDS, PANELS, CONSOLES	254,216	-
85372000	BODIES,CONSOLE ETC VOLTAGE >1000V	239,467	6,100
85381000	BOARD,PANELS GOODS HEAD 85.37	6,205	30,685

## PCT CHAPTER WISE BREAKUP OF EXPORTS

Rs. In Thousands

HSCODE	COMMODITY	Jul-Jan	Jul-Jan
		2017-18	2018-19
	<b>ELECTRICAL MACHINERY,EQUIP,PARTS</b>		
85389090	OTHER PARTS HEAD 8535,8536,8537	7,287	5,783
85391000	SEALED BEAM LAMP UNITS	-	122
85392110	AUTO BULBS	-	32
85392190	OTHER TUNGSTEN HALOGEN LAMPS	285	171
85392200	OTHER LAMPS 200W FOR VOLTAGE>100V	848	-
85392920	BULBS FOR FLASH LIGHT	-	15
85392990	OTHER FILAMENT LAMP EXCLUDING ULTRA VIOLET /INFRARED/ARC LAMPS	17	889
85393190	OTH.DISCHARGE FLORESCENTLAMPS	-	18
85393900	OTH MERCURY/SOD VAPOR LAMP	8	-
85395010	LED LAMP BULB	20,706	-
85399090	OTHER PART ELECTRIC FILAMENT OR DISCHARGE LAMPS	1,165	1,728
85412900	OTHER TRANSISTOR DISSIPATION RATE OF <1W	1	385
85414000	PHOTOSENSITIV SEMICONDUCTOR DEVICES	12	3,807
85419000	PARTS OF APPARATUS OF H-85.41	-	293
85423100	PROCESSORS & CONTROLLERS	-	60
85429000	PARTS OF THE HEADING NO,85.42	1,158	705
85437090	O-MCH/APPA-INDIVIDUAL FUNCTION	63	85
85439090	OTH PART ELEC MACH&APPLIANCES	19	35
85441110	ENAMELLED WIRE WITH NYLON COVER	34	1,845
85441190	OTHER ENAMELED COPPER WIRE	73	2,669
85441900	OTHER WINDING WIRE OF COPPER	842	841
85442000	CO-AXIAL CABLE & CONDUCTORS	-	134
85443019	OTH IGN WRIN SET VEH/SH/A-CRFT	2,001	1,427
85443090	OTH WRING SET VEH/SHIP/A-CRAFT	88	379
85444210	COMPUTER LEADS WITH CONNECTOR	192	-
85444221	WIRI,CABLE SETS VEH-8703,04,11	1,869	23
85444290	OTH CABLE SETS VEH-UPTO 1000V	2,930	8,636
85444990	OTH ELECTRIC CONDUCTORS VOLTAGE >80V BUT NOT>1000V	56,798	138,763
85446010	OTH EL CON FOR VOLTAGE >1000V	42,375	-
85447000	OPTICAL FIBRE CABLES	60,172	158,025
85452000	CARBON BRUSHES	529	531
85459020	CARBON RODS DRY BATTERY CELLS	-	56
85459090	OTHER LAMP CARBON&CARBON ARTICLE	-	16
85462000	EELECTRICAL INSULATOR CERAMICS	23,774	20,531
85469000	OTHER ELECTRICAL INSULATORS OTHER THAN GLASS,CERAMICS	-	3,229
85472000	INSULATING FITTINGS OF PLASTIC	-	3,208
85479000	OTHER INSULATING FITTINGS OF PLASTICS/CERAMICS	-	704

## PCT CHAPTER WISE BREAKUP OF EXPORTS

Rs. In Thousands

HSCODE	COMMODITY	Jul-Jan 2017-18	Jul-Jan 2018-19
	<b>TOTAL ELECTRICAL MACHINERY,EQUIP,PARTS</b>	<b>4,846,482</b>	<b>3,496,741</b>
	<b>RAILWAY, LOCOMOTIVE, ROLLING STOCK</b>		
86061000	TANK WAGONS AND THE LIKE	994	-
86072900	OTHER BRAKES LOCOMOTIVE&PARTS THEREOF	474	324
86079100	OTHER PARTS OF LOCOMOTIVES	-	673
86079900	OTHER RAILWAY LOCOMOTIVE STOCK PART	86	4,234
86090000	CONTAINERS DESIGNED &EQUIPPED FOR CARRIAGE BY 1 OR MORE MODES OF TRANSPORT	189	4,840
	<b>TOTAL RAILWAY, LOCOMOTIVE, ROLLING STOCK</b>	<b>1,743</b>	<b>10,071</b>
	<b>VEHICLES OTHER THAN RAILWAY, ROLLING STOCK</b>		
87011010	PEDESTRAIN TRACTORS CKD / SKD CONDITION	2,154	18,778
87011090	OTHER PEDESTRIAN CONTROLLED TRACTORS	5,050	-
87012010	ROAD TRACTOR CKD/SKD CONDITION	737	-
87012020	ROAD TRACT-S-TRAILER CBU<280hp	129,968	213,947
87012030	R-TRACTOR ANY KIT FORM-280HP/>	316	3,788
87012040	PEDEST CONT TRACTOR CBU>280HP	4,389	-
87012090	OTHER ROAD TRACTOR SEMI-TRAILER	29,843	21,182
87013010	TRACK-LAYING TRACTORS CKD/SKD	874	-
87019210	COMP AG-TRACTORS-ANY KIT FORM	2,739	-
87019220	AGRI TRACT,ENG CAP>26KW <37 KW	81,490	430,060
87019290	OTH TRACT,ENG CAP>26 KW <37 KW	261,459	121,547
87019310	COMPONENT AGRI TRACTOR IN KIT	11,524	23,296
87019320	AGRICULTURE TACTOR-37 TO 75KW	483,656	390,968
87019390	OTHER TRACTORS 37 TO 75 KW	66,221	20,987
87019400	AGR TRACT,ENG CAP>75 KW<130 KW	5,068	-
87021090	OTHER MOTOR VEHICLE DIESEL ENGINE 10-PERSON	10,535	17,552
87032114	C-ASSEM/MANUF AU-RICKSHAW, AKF	37,264	5,382
87032115	AUTO RICKSHAW (CBU)	2,470	4,306
87032119	OTH VEH CY-CAPACITY NOT>800CC	-	51,748
87032191	COMPEN VEH,IN AKF,800 -1000CC	-	243
87032199	OTH VEHICLES, 800CC TO 1000CC	-	10,175
87032290	OTH VEH CYL-CPA 1000-1500CC	1,719	8,613
87032329	OTH VEHICLE CYC 1800-3000CC	233	-
87032490	OTH VEHICLE CYC EXCE- 3000CC	-	1,482
87042190	OTHER VEHICLE DIESEL G.V.W < 5 TON	-	3,972
87043150	3-WHEELER CARGO LOADER(CBU)	74	-
87043190	OTHER VEHICLE NOT EXCEEDING 5 TONNES	-	8,352
87049090	OTHER VEHICLE FOR TRANSPORT OF GOODS	-	523

## PCT CHAPTER WISE BREAKUP OF EXPORTS

Rs. In Thousands

HSCODE	COMMODITY	Jul-Jan	Jul-Jan
		2017-18	2018-19
	<b>VEHICLES OTHER THAN RAILWAY, ROLLING STOCK</b>		
87059000	OTHER SPECIAL PURPOSE MOTOR VEHICLE	-	2,239
87060000	CHASSIS WITH ENGINE FOR MOTOR VEHICLE OF HEADINGS 87.01-87.05	2,413	-
87071000	BODIES/CABS,VEHICLE OF HEADING 87.03/MOTOR-CARS	-	3,037
87081010	BUMPERS(SHEET METAL)FOR VEHICLES OF SUB-HEADING 8701.2020, .2090, .9040 & .9060	575	233
87081090	OTH BUMPERS AND PARTS THEREOF	7,811	35,627
87082110	SAFETY SEAT BELTS M-CAR,H-8703	-	19
87082190	OTHER SAFETY SEAT BELTS	-	873
87082911	PARTS/ACCE OF BODIES VH-H-8701	59,338	69,577
87082919	OTH PARTS /ACC OF BODIES M-VEH	13,193	704
87082920	BODY PARTS, VH-H-87021090,9090	-	1,063
87082931	AIR OUTLET ASSEMB M-CAR H-8703	4,532	3,346
87082932	BODY PARTS OF VEH H-8703.2113	234	-
87082939	BODY PARTS OF VEH H-8703.2190	463	1,981
87082942	BODY PARTS OF VEH H-8704.2219	770	541
87082990	PARTS/ACC M-VEH H-8701 TO 8705	9,687	627
87083010	BRAKES VEH H-87032115-87043190	74	24
87083090	OTHER BRAKE PATS OF OTHER VEH	3,105	15,427
87084010	GEAR BOXES FOR AGRI-TRACTOR	60,959	45,320
87084090	OTHER GEAR BOXES FOR VEHICLE	320,364	489,175
87085010	BUILT UP DRIVE AXE VH-8701,2,4	7,160	976
87085090	DRIVE AXLES WITH DIFFERENTIAL	1,210	997
87087010	ROAD WHEELS,RIMS-CARS H-8703,4	2,656	5,376
87087020	ROAD WHE,RIM,VEH-8701,2,4(6X2)	105	173
87087090	OTH ROAD WHEELS,PARTS & ACCE	6,769	1,858
87088010	SUSPE S-ABSORBERS CARS 87.03,4	-	119
87088090	OTH SUSPENSION SHOCK-ABSORBERS	8,205	476
87089110	RADIATORS WITH ALUMINUM CORE	46,144	75,562
87089120	RADI O/TH ALU CORE CAR-8703,4	628	-
87089130	RADI O/T ALU CORE VH-8701,4*4	757	669
87089190	OTH PARTS AND ACCESSORIES	28,070	39,387
87089220	SILENCER,EXH-PIPE VEH-8701,2,4	2,409	2,642
87089290	OTH SILENCER AND EXH-PIPE	4,080	8,554
87089390	OTH CLUTCHES AND PARTS VEH	7,583	1,202
87089410	STEERING WHEELS M-CARS 8703,4	6,145	8,072
87089420	STEERING GEARS CAR-8703-800CC	248	-
87089490	OTH STEERING WHEELS/BOXES	1,280	743
87089910	O-PART VEH H-87012020,90,40,60	7,632	7



## PCT CHAPTER WISE BREAKUP OF EXPORTS

Rs. In Thousands

HSCODE	COMMODITY	Jul-Jan	Jul-Jan
		2017-18	2018-19
	<b>VEHICLES OTHER THAN RAILWAY, ROLLING STOCK</b>		
87089930	COMPONENTS MOTOR CAR H-8703	3,282	21,274
87089940	COMPONENTS VH-87042190,3190	10,033	9,159
87089990	PARTS & ACCESSORIES OF MOTOR VEHICLES	374,529	483,475
87091900	OTHER WORK TRUCK SELF PROPELLED NOT-FITTED WITH LIFTING/HANDLING EQUIPMENT	-	51
87099000	PARTS,H-NO.87.09 OF WORK TRUCK	1,956	972
87111010	MOTOR CYCLE EXCEEDING 50 CC CKD/SKD CONDITION	32	-
87111090	OTHER MOTOR CYCLE NOT EXCEEDING 50CC	266	556
87112010	MOTOR CYCLE 50-250 CC CKD/SKD CONDITION	-	1,420
87112090	OTHER MOTOR CYCLE CAPACITY 50-250CC	240,115	39,265
87113010	AUTO RICKSHAW WITH BODIES	179	2,029
87113020	MOTOR CYCLE IN CKD/SKD CONDITION	-	1,512
87113090	OTH MOTOR CYCLES,OF A CYLINDER	664	515
87115090	OTH MOTORCYCLE EXCEDING 800CC	569	-
87116090	OTH. ELECTRIC M.CYLCLC	103	-
87120000	BICYCLES,OTHER DELIVERY TRICYCLES, NOT MOTORISED	2,738	5,454
87141010	SADDLES OF MOTORCYCLES,MOPEDS	-	3,384
87141020	COMPONNENT FOR VEHICLE-H-8711	-	2,349
87141030	DRUM GEAR SHIFT OF VEHI-H-8711	388	-
87141040	COMPONENTS FOR VEH HEAD 87.11	-	33
87141090	OTH PART ACC VEH H-87.11-87-13	13,979	24,161
87149200	WHEEL RIMS AND SPOKES	126	4
87149500	OTHER, SADDLES	115	-
87149900	OTHER,PARTS AND ACCESSORIES	5,854	10,868
87150000	BABY CARRIAGES & PARTS THEREOF	-	71
87161090	OTH TRAILER/S-TRAILER CRV TYPE	2,047	2,482
87162090	OTH SELF-LOADING/UN-AG-TRAILER	309	-
87163190	TRAILERS FOR TRANSPORT GOODS	-	619
87163990	OTH TRAILERS/SE-TRAILERS GOODS	3,752	-
87164010	COMPO OTH TRAIL/SE-TRAILER-AKF	-	4,360
87164090	OTH TRAILERS & SEMI -TRAILERS	384	1,435
87168090	OTHER VEH NOT MANHNNICALLT PROP	2,921	-
87169000	PARTS,TRAILER SEMI-TRAILER, H87.16	7,008	6,191
	<b>TOTAL VEHICLES OTHER THAN RAILWAY, ROLLING STOCK</b>	<b>2,423,731</b>	<b>2,795,166</b>
	<b>AIRCRAFT, SPACECRAFT AND PARTS THEREOF</b>		
88033000	OTHER PARTS OF AEROPLANE/HELICOPTER	393	-
88039000	OTHER PARTS OF H-88.01 OR 88.02	9,948	4,935

## PCT CHAPTER WISE BREAKUP OF EXPORTS

Rs. In Thousands

HSCODE	COMMODITY	Jul-Jan 2017-18	Jul-Jan 2018-19
	<b>TOTAL AIRCRAFT, SPACECRAFT AND PARTS THEREOF</b>	<b>10,341</b>	<b>4,935</b>
	<b>SHIP, BOATS &amp; FLOATING STRUCTURES</b>		
89011000	CRUISE SHIPS,BOATS FOR PERSONS	621	3,296
89019000	OTHER VESSELS FOR PERSONS/GOODS	14,792	25,234
89020000	FISHING VESSELS,FACTORY SHIP	-	1,332
89039900	OTH INFLATABLE YACHTS	136	-
89071000	INFLATABLE RAFTS	521	-
89079000	OTHER; FLOATING STRUCTURES	140	97
89080000	VESSEL,FLOATING-STRUCTOR FOR BREAKING UP	4,691	11,794
	<b>TOTAL SHIP, BOATS &amp; FLOATING STRUCTURES</b>	<b>20,901</b>	<b>41,753</b>
	<b>OPTICAL,PHOTOGRAPHIC,CINEMATOGRAPHIC,MEASURING,MEDICAL OR SURGICAL INSTRUMENTS AND APPARATUS,PARTS AND ACCESSORIES</b>		
90013000	CONTACT LENSES.	45	-
90014000	SPECTACLE LENSES OF GLASS.	-	229
90021100	OBJETIVE LENSES FOR CAMERA/PROJECTORS OR PHOTOGRAPHIC ENLARGERS OR REDUCERS	374	3,618
90021900	OTHER OBJECTIVE LENSES.	821	-
90022000	FILTERS	-	2,152
90029000	OTHER,MOUNTED OPTICAL ELEMENTS	145	-
90031100	FRAMES,MOUNTINGS OF PLASTICS	43	-
90031900	FRAMES,MOUNTING OF OTHER MATERIAL	29	-
90039000	PART FOR FRAMES&MOUNTINGS FOR SPECTACLES	3,365	7
90041000	SUNGLASSES	692	7
90051000	BINOCULARS	-	230,633
90059000	PARTS & ACCESSORIES (INCLUDING MOUNTINGS)	-	97
90069100	PARTS,ACCESSORIES PHOTOGRAPHIC CAMERA	-	127
90139000	PARTS,ACCESSORIES OF SUB GROUP-90.13	158	-
90141000	DIRECTION FINDING COMPASSES	1,893	-
90148000	OTHER INSTRUMENTS/APPLIANCES (NAVIGATIONAL)	-	1,165
90149000	PART,ACCESSORIES OF SUB GROUP OF 90.14	2,695	11,155
90159000	PARTS AND ACCESSORIES OF SUB GROUP 90.15	168	-
90160010	BALANCES, ELECTRONIC	-	139
90172000	OTHER DRAWING MARKING OUT/MATHMATICAL CALCULATING INSTRUMENTS	439	123
90178010	MEASURING RODS AND TAPES	2	-
90178090	OTHER INSTRUMENT FOR MEASURING LENGTH	5	-
90181100	ELECTRO-CARDIOGRAPHS	-	899
90181900	OTHER ELECTRO-DIAGNOSTIC APPARATUS	197	1,833
90183110	SYRINGES WITH NEEDLES	633	-
90183120	SYRINGES WITHOUT NEEDLES	-	1,528

## PCT CHAPTER WISE BREAKUP OF EXPORTS

Rs. In Thousands

HSCODE	COMMODITY	Jul-Jan	Jul-Jan
		2017-18	2018-19
	<b>OPTICAL,PHOTOGRAPHIC,CINEMATOGRAPHIC,MEASURING,MEDICAL OR SURGICAL INSTRUMENTS AND APPARATUS,PARTS AND ACCESSORIES</b>		
90183200	TUBULAR METAL NEEDLE/NEEDLES FOR SUTURES	411	1,149
90183990	OTHER NEEDLES,CATHETERS,CANNULA ETC	4,535	3,061
90184900	OTHER;INSTRUMENT/APPLIANCES USED IN DENTAL SCIENCE	420,788	295,647
90185000	OTHER,OPHTHALMIC INSTRUMENT & APPLIANCES	-	328
90189010	ANESTHESIA APPARATUS	-	81
90189020	STETHOSCOPIES	280	113
90189030	SURGICAL SCISSORS	43,178	10,278
90189040	SURGICAL KNIVES	522	-
90189090	OTHER INSTRUMENT,APPLIANCES USED IN MEDICAL/SURGICAL/VETERINARY	23,069,277	28,619,082
90192090	OTHER THERAPEUTIC RESPIRATION APPARATUS	-	47
90211000	ORTHOPAEDIC/FRACTURE APPLIANCES	10,758	26,177
90212100	ARTIFICIAL TEETH	2,985	4,006
90212900	OTHER; DENTAL FITTINGS	3,614	9,870
90213900	OTHER ARTIFICIAL PARTS OF BODY	4,068	4,896
90219000	OTHER;APPLIANCES WORN/CARRIED/IMPLANTED IN BODY TO COMPENSATE DEFECT/DISABILITY	3,475	2,114
90221400	OTHER ,X-RAY APPARATUS FOR MEDICAL,SURGICAL	8,331	2,432
90221900	OTHER, APPARATUS BASED ON USE OF X-RAY	1,833	42,517
90222100	APPARATUS FOR USE OF ALPHA,BETA RADIATIONS	58,219	62,325
90229000	OTHER,APPARATUS BASED X-RAY,ALPHA,BETA,GAMMA RADIATIONS	-	57
90230000	APPARATUS,INSTUMENT,DESIGNED FOR DEMONSTRATIONAL PURPOSES	5,141	11,979
90248000	OTHER,HARD,STRENGTH,COMPRESSIBILITY TESTING MACHINES	38	-
90249000	PARTS ACCESSORIES OF SUB GROUP 90.24	1,448	-
90251110	THERMOMETERS CLINICAL	-	769
90251900	OTHER THERMOMETERS/PYROMETERS	2,985	731
90258030	TEMPERATURE GUAGES AG -TRACTOR	-	32
90258090	OTHER,INSTRUMENT RECORDING COMBINATION	-	924
90261090	OTH MEASURIN APPA FOR LIQUIDS	2,518	4,776
90262000	APPARATUS,MEASURING/CHECKING PRESSURE.	90	24
90268000	OTHER,APPARATUS,MEASURING VARIABLES OF LIQUID/GASES	-	6,632
90269000	PARTS,ACCESSORIES OF SUB GROUP 90.26.	31,441	47,227
90271000	GAS/SMOKE ANALYSIS APPARATUS.	-	271
90275000	OTHER,INSTRUMENT USING OPTCAL RADIATION	-	4,418
90278000	OTHER,INSTRUMENT FOR PHYSICAL OR CHEMICAL ANALYSIS	54	479
90279000	MICROTOMES;PARTS/ACCESSORIES APPARATUS-90.27	-	73
90281000	GAS METERS	69	-
90289020	OTHER PARTS FOR ELECTRIC METER	-	240
90289090	OTHER PRODUCTION/CALIBRATING METERS	13,091	792

## PCT CHAPTER WISE BREAKUP OF EXPORTS

Rs. In Thousands

HSCODE	COMMODITY	Jul-Jan 2017-18	Jul-Jan 2018-19
	<b>OPTICAL,PHOTOGRAPHIC,CINEMATOGRAPHIC,MEASURING,MEDICAL OR SURGICAL INSTRUMENTS AND APPARATUS,PARTS AND ACCESSORIES</b>		
90292019	OTH SPEED INDICATOR/TACHOMETER	2	-
90299000	PARTS ACCESSORIES OF ARTICLE H- 90.29	-	51
90303100	MULTIMETERS	-	3,540
90303390	OTH APPA (MEASURING RADIATION)	8,531	4,895
90308900	OTHER,INSTRUMENT,MEASURE ELECTRICAL QUANTITIES.	-	1,550
90312000	TEST BENCHES	1,765	4,946
90314900	OTHER,OPTICAL INSTRUMENT & APPLIANCES.	21	-
90318000	OTHER,INSTRUMENT APPLIANCES & MACHINES.	2,062	528
90319000	PART,ACCESSORIES OF ARTICLE H- 90.31	3,227	5,218
90321010	THERMOSTAT REFRIGERATOR / AIRCONDITIONERS	33	-
90321090	OTHER THERMOSTAT	2,357	731
90328910	TEMP CONT SWIT VEH-H-8703.2115	305	-
90328920	OTH SWITCHES FOR M-CARS/VEH	98	-
90328990	OTH AUTOMATIC CONT INSTUMENTS	446	2,715
90329000	PARTS,ACCESSORIES OF ARTICLE H- 90.32	354	66,057
90330090	OTHER,PARTS ACCESSORIES(NOT ELSEWHERE SPECIFIED)MACHINES/APPLIANCES/APPRAT CH-90	1,689	3,208
	<b>TOTAL OPTICAL,PHOTOGRAPHIC,CINEMATOGRAPHIC,MEASURING,MEDICAL OR SUR</b>	<b>23,721,743</b>	<b>29,510,698</b>
	<b>CLOCKS AND WATCHES AND PARTS THEREOF</b>		
91019100	OTHER,POCKET-WATCH ELECTRICALLY OPERATED	123	-
91021900	OTHER,WRIST WATCH,BATTERY ,PRECIOUS METAL	109	1,818
91022100	OTHER,WRIST-WATCH,AUTOMATIC WIND	-	73,023
91022900	OTHER,WRIST-WATCH,OTHER THAN PRECIOUS METAL	-	41,946
91031000	CLOCK WATCH MOVE ELECTRICALLY OPERATED	110	-
91039000	OTHER,CLOCKS WATCH MOVEMENT EXCLUDING CLOCKS OF H-91.04	-	72
91040090	OTHER,INSTRUMENT PANEL CLOCK VEHICLE/VESSELS	105	472
91051900	OTHER, ALARAM CLOCK	276	644
91052900	OTHER, WALL CLOCKS	605	687
91059900	OTHER, CLOCKS,NOT ELSEWHERE SPECIFIED.	-	137
91091000	ELE OPER.CLOCK MOVE COMP/ASSEM	36,419	2,459
91118000	OTHER;WATCH CASES	-	199
91119000	PARTS OF WATCH CASES	-	530
91139000	OTHER,WATCH STRAPS,BANDS & PARTS	-	888
	<b>TOTAL CLOCKS AND WATCHES AND PARTS THEREOF</b>	<b>37,747</b>	<b>122,875</b>
	<b>MUSICAL INSTRUMENTS,PARTS AND ACCESSORIES</b>		
92019000	OTHER,HARPSICHORD OR OTHER KEYBOARD STRINGEDINSTRUMENTS	-	5
92021000	PLAYED WITH A BOW	332	-

## PCT CHAPTER WISE BREAKUP OF EXPORTS

Rs. In Thousands

HSCODE	COMMODITY	Jul-Jan 2017-18	Jul-Jan 2018-19
	<b>MUSICAL INSTRUMENTS,PARTS AND ACCESSORIES</b>		
92029000	OTHER ,STRING MUSICAL INSTRUMENT(E,G GUITARS, VIOLINS,HARPS) ,NOT SPECIFIED.	21,090	52,995
92051000	BRASS-WIND INSTRUMENTS	14,661	4,601
92059000	OTHER,WIND MISICAL INSTRUMENTS(CLARINETS,TRUMPETS,BAGPIPES)	58,332	76,820
92060000	PERCUSSION MUSICAL INSTRUMENTS,DRUM ETC	51,337	67,168
92079000	OTHER,MUSICAL INSTRUMENT E.G.GITARS,ACCORDIONS ETC	46	2,213
92081000	MUSICAL BOXES	1,690	483
92089000	OTHER;MECHANICAL STREET ORGAN/INSTRUMENTS	4,720	3,590
92093000	MUSICAL INSTRUMENT STRINGS	81,234	66,735
92099200	PARTS & ACCESSORIES OF MUSICAL INSTRUMENT H-92.02	-	1,947
92099900	OTHER;PARTS & ACCESSORIES OF MUSIAL INSTRUMENTS(CARDS PER-FORAT)	9,679	17,311
	<b>TOTAL MUSICAL INSTRUMENTS,PARTS AND ACCESSORIES</b>	<b>243,121</b>	<b>293,868</b>
	<b>ARMS &amp; AMMUNITION, PARTS AND ACCESSORIES</b>		
93020012	PISTOL,S-BAREL,S-AUTO PRO-BORE	209	-
93052090	OTH PARTS OF SHOTGUN OR RIFLES	-	44
93063090	OTH,CARTRIDG & PARTS THEREOF.	76,059	140,451
93069000	OTHER;AMMUNITION OF WAR & PARTS.	202,127	116,689
93070000	SWORDS,CUTLASSES,BAYONETS,LANCES & SIMILAR ARMS & PARTS THEREOF	34,247	49,392
	<b>TOTAL ARMS &amp; AMMUNITION, PARTS AND ACCESSORIES</b>	<b>312,642</b>	<b>306,576</b>
	<b>FURNITURE,BEDDING,MATTRESSES,LAMPS AND LIGHT FITTINGS,ILLUMINATED NAME-PLATES,PREFABRICATED BUILDINGS</b>		
94011000	SEATS OF A KIND USED,AIRCRAFT.	-	162
94012090	OTH SEATS OF KIND USED FOR VEH	671	-
94015200	SEATS OF BAMBOO	2,989	4,505
94017100	OTHER,SEATS UPHOLSTERED METAL FRAMES	213	677
94017900	OTHER SEATS;WITH METAL FRAMES	49,470	95,486
94018000	OTHER SEATS WITH METAL FRAMES	26	72
94019010	SEAT PARTS-FOAM CAR/VEH-8703,4	-	4
94019090	OTH SEATS W/N CONVERTIBLE-BED	24	-
94029090	OTHER,MEDICAL,DENTAL,SURGICAL FURNITURE	-	3,314
94031000	METAL FURNITURE USED IN OFFICE	39	589
94032000	OTHER,METAL FURNITURE OTHER THAN OFFICE	5,497	8,700
94035010	WOODEN CABINETS	5,194	-
94035020	WOODEN BEDS	124	304
94035030	OTH FURNITURE & PARTS THEREOF	20,362	20,977
94037000	FURNITURE OF PLASTICS	1,784	6,364
94038900	OTHER FURNITURE OF CANE, OSIER	1,107	12,535
94041000	MATTRESS SUPPORTS	10,753	1,412

## PCT CHAPTER WISE BREAKUP OF EXPORTS

Rs. In Thousands

HSCODE	COMMODITY	Jul-Jan	Jul-Jan
		2017-18	2018-19
	<b>FURNITURE,BEDDING,MATTRESSES,LAMPS AND LIGHT FITTINGS,ILLUMINATED NAME-PLATES,PREFABRICATED BUILDINGS</b>		
94051010	CHANDELIERS	207	23
94051090	OTHER ELECTRICAL CEILING & WALL FITTINGS.	32,012	7,003
94052000	ELECTRIC TABLES,DESK,BEDSIDE	635,478	430,815
94053000	LIGHTING SETS FOR CHRISTMAS TREES	-	2
94055090	NON-ELE LAMPS LIHTING FITTING.	-	2,435
94056000	ILLUMINATED SIGNS,NAMEPLATES AND LIKE	-	44
94059190	OTHER,PART OF LAMP FITTING OF GLASS.	4,921	7,526
94059200	PARTS OF PLASTIC H-94.05,NOT ELSEWHERE SPECIFIED	194	-
94059900	OTHER PARTS H-NO.94.05,NOT ELSEWHERE SPECIFIED.	16,273	5,293
94061020	LIVE ST&POULTRY SHEDS OF WOOD	17,034	-
94061090	OTH. PRE.FAB. BUILD OF WOOD	-	12,284
94069020	DAIRY,LIVESTOCK POULTRY SHEDS	-	51,451
94069090	OTHER PRE. FABRICATED BUILD	19,051	-
	<b>TOTAL FURNITURE,BEDDING,MATTRESSES,LAMPS AND LIGHT FITTINGS,ILLUMINAT</b>	<b>823,423</b>	<b>671,977</b>
	<b>GRAND TOTAL</b>	<b>62,635,524</b>	<b>78,377,267</b>
	<b>GRAND TOTAL (Million US\$)</b>	<b>567.35</b>	<b>565.13</b>

Year : 2018-19 1 USD = 138.69 PKR

Year : 2017-18 1 USD = 110.40 PKR

**Breakup of Imports**

**JUL-JAN 2018-19 & 2017-18**

## PCT CHAPTER WISE BREAKUP OF IMPORTS

Rs. In Thousands

HSCODE	COMMODITY	Jul-Jan	Jul-Jan
		2017-18	2018-19
	<b>IRON AND STEEL</b>		
72011000	NON-ALLOY PIG IRON<0.5% PHOSPHORUS	901,483	612,483
72015000	ALLOY PIG IRON; SPIEGELEISEN	-	27
72021100	FERRO-MANGANESE CONTAINING >2% CARBON	805,403	472,384
72021900	OTHER FERRO-MANGANESE	4,189	17,029
72022100	FERRO-SILICON CONTAINING >55% SILICON	226,008	346,178
72022900	OTHER FERRO-SILICON	146,407	220,663
72023000	FERRO-SILICO-MANGANESE	2,863,148	2,935,342
72024100	FERRO-CHROMIUM CONTAINING >4% CARBON	21,440	27,267
72024900	OTHER FERRO-CHROMIUM	4,863	4,329
72027000	FERRO-MOLYBDENUM	11,501	3,456
72028000	FERRO-TUNGSTEN&FERRO-SILICO-TUNGSTEN	2,142	3,418
72029100	FERRO-TITANIUM/FERRO-SILICON TITANIUM	281	268
72029200	FERRO-VANADIUM	2,136	1,037
72029300	FERRO-NIOBIUM	1,645	1,591
72029900	OTHER FERRO-ALLOYS	8,246	6,543
72031000	FERROUS PRODUCTS BY DIRECT REDUCTION OF IRON ORE	-	20,000
72039000	OTHER FERROUS PRODUCTS	109	19,222
72041010	WASTE/SCRAP CAST IRON RE-ROLLABLE	140,177	138,875
72041020	WASTE & SCRAP OF AUTOPARTS	58,989	57,372
72041090	OTHER WASTE/SCRAP OF CAST IRON	94	1,160
72042100	WASTE/SCRAP OF STAINLESS STEEL	118,090	115,366
72042900	WASTE/SCRAP OF OTHER ALLOY STEEL	1,423	480
72043000	WASTE/SCRAP OF TINNED IRON/STEEL	2,405,657	2,086,455
72044100	OTHER WASTE/SCRAP TURNINGS/SHAVINGS/CHIPS	38,915,697	43,222,563
72044910	OTHER RE-ROLLABLE WASTE /SCRAP	8,024,792	10,824,604
72044920	OTH WASTE&SCRAP OF AUTO PARTS	528,277	534,937
72044930	WASTE/SCRAP AUTO PARTS IN PRES	65	17,767
72044940	WASTE & SCRAP OF COMPRESSORS	14,692,340	18,004,211
72044990	OTHER WASTE AND SCRAP	34,598,022	41,700,880
72045000	REMELTING SCRAP INGOTS	6,656	-
72051000	GRANULES OF PIG IRON	49,988	55,736
72052100	POWDERS OF ALLOY STEEL	1,593	3,066
72052900	OTHER POWDER PIG IRON & SPIEGELEISEN IRON/STEEL	35,833	40,445
72069000	OTHER PRIMARY FORM (EXCL H-72.03)	77	-
72071110	BILLETS RECT/SQUAR IRON/NA.STL	130,109	1,083
72071190	OTH BILLETS CON CARBON < 0.25%	3,574	208
72071210	OTH BILLETS RECT EXCL SQUA I/S	-	940



## PCT CHAPTER WISE BREAKUP OF IMPORTS

Rs. In Thousands

HSCODE	COMMODITY	Jul-Jan	Jul-Jan
		2017-18	2018-19
	<b>IRON AND STEEL</b>		
72071290	OTH RECT CROSS SECTION I/NA.ST	8,499	-
72071920	BILLETS IRON/NON-ALLOY STEEL	-	12,543
72072090	OTHER SEMI FINISHED PRODUCT IRON/STEEL	90,420	13,818
72081010	COILS SECONDRY QUALITY I/S HR	43,496	5,192
72081090	OTH COILS NOT FUR WORK I/S HR	209,044	764,670
72082510	OTH C-HR I/S 4.75mm SECON QUAL	60	5,141
72082590	OTH HR-COIL TH 4.75mm OR MORE	111,180	140,041
72082610	OTH C-HR TH3-4.75mm S-QLTY I/S	-	63,541
72082690	OTH HR COIL TH3-4.75mm I/NA-TS	57,477	54,487
72082710	OTH C-HR I/NA.S TH<3mm SE QLTY	1,670	33,585
72082790	OTH C-HR I/NA.STEEL TH < 3 mm	49,908	221,652
72083610	OTH C-HR I/S TH<10mm SEC-QLTY	-	135
72083690	OTH COIL-HR I/NA.STL TH<10 mm	214,820	6,953
72083790	OTH C-HR I/NA-S TH< 4.75-10 mm	219,276	347,811
72083810	OTH C-HR I/NA-S TH3-4.75mm S-Q	41,779	17,127
72083890	OTH COIL H-RLLED OF I/NA-STEEL	735,172	223,704
72083910	OTH C-HR I/NA-S TH<3 mm S-QLTY	63,934	18,829
72083990	OTH COIL-HR I/NA-S TH < 3 mm	21,747,339	36,815,533
72084090	OTHER SECONDARY QUALITY IRON /NON ALLOY STEEL HOT ROLLED	19,322	21,727
72085110	OTHER SECONDARY QUALITY IRON STEEL -HOT ROLLED THICKNESS>10MM	5,108	4,002
72085190	OTHER HOT ROLLED IRON STEEL PRODUCTS THICKNESS >10MM	967,552	243,269
72085210	OTHER SECONDARY QUALITY IRON/STEEL HOT ROLLED THICKNESS >4.75-10	44,329	5,704
72085290	OTHER HOT ROLLED IRON /STEEL PRODUCTS THICKNESS 4.75-10 MM	229,893	105,819
72085390	OTHER IRON /STEEL HOT ROLLED PRODUCTS THICKNESS 3-4.75 MM	94,423	91,950
72085410	OTHER SECONDARY QUALITY IRON/STEEL,THICKNESS <3MM HOTROLLED	-	1,664
72085490	OTHER IRON/STEEL PRODUCTS HOT-ROLLED THICKNESS <3 MM	84,312	98,852
72089010	OTHER FLAT-ROLLED PRODUCTS SECONDARY QUALITY HOT ROLLED >600	56,494	41,773
72089090	OTHER FLAT-ROLLED PRODUCTS HOT ROLLED WIDTH >600MM	240,840	190,233
72091510	COIL I/NA-S CR TH 3mm/> S-QLTY	466,383	319,630
72091590	OTH COIL I/NA-S CR TH 3mm OR >	980	12,017
72091610	COIL I/NA-S CR TH 1-3mm S-Q	2,201,868	2,489,821
72091690	OTH CR COIL IR / NA-S TH 1-3mm	1,632,554	2,582,134
72091710	COIL CR I/NA-S TH 0.5-1mm S-Q	152,227	99,984
72091790	OTH CR COIL I /NA-S TH 0.5-1mm	1,498,011	1,701,781
72091810	COIL CR I/NA-ST TH< 0.5mm S-Q	324,541	278,954
72091890	OTH CR COIL I/NA-ST TH < 0.5mm	775,944	1,072,025
72092590	OTHER COLD-ROLLED IRON/STEEL THICKNESS 3MM OR MORE	11,266	3,718

## PCT CHAPTER WISE BREAKUP OF IMPORTS

Rs. In Thousands

HSCODE	COMMODITY	Jul-Jan	Jul-Jan
		2017-18	2018-19
	<b>IRON AND STEEL</b>		
72092610	SECONDARY QUALITY IRON/STEEL COLD-ROLLED THICKNESS >1MMBUT<3MM	328	8,669
72092690	OTHER IRON/STEEL COLD-ROLLED THICKNESS >1MM BUT <3MM	609,748	558,395
72092790	OTHER COLD-ROLLED IRON/STEEL THICKNESS 0.5 MM-1MM	1,260,061	1,749,748
72092890	OTHER COLD-ROLLED IRON/STEEL THICKNESS < 0.5 MM	90,778	165,384
72099010	SECONDARY QUALITY FLAT-ROLLED PRODUCTS IRON/STEEL WIDTH>600	265,723	414,408
72099090	OTHER FLAT/COLD-ROLLED PRODUCTS IRON/STEEL WIDTH >600M	298,273	818,751
72101110	I/S PLAT/COAT TIN 0.5MM/> S-QU	6,303	3,881
72101190	OTH I/STL PLAT/COAT TIN>0.5MM	2,371	34,520
72101210	I/STL PLAT/COAT TIN<0.5MM S-QU	1,915,976	2,296,563
72101290	OTH I/STL PLAT/COAT TIN<0.5MM	903,511	1,011,450
72102090	OTH FR I/NA-S P/C LEAD 600mm	-	18,278
72103010	FR I/NA-S ELECTRO P/C ZINC S-Q	1,578,079	2,686,040
72103090	OTH FR I/NA-S ELECTRO P/C ZINC	2,010,313	2,355,831
72104190	OTH FR I/NA-S CUROGA P/C ZINC	18,813	42,640
72104910	OTH FR I/NA-S P/C ZINC S/QLTY	3,829,270	3,304,901
72104990	OTH FR I/NA-S P/C ZINC T 600mm	3,748,363	3,392,741
72105010	F-ROL I/ST COAT CHRO OXIDE S-Q	102	129
72105090	OTH F-RO I/ST COAT CHRO OXIDE	413,607	416,487
72106110	FR I/NA-S P/C ALUM-ZINC AL S-Q	86,641	117,636
72106190	OT FR I/NA-S P/C ALUM-ZINC ALY	1,102,592	1,628,304
72106910	OTH FR I/NA-S P/C ALUM S-QUALI	22,179	87,187
72106990	OTH FR I/NA-S P/C ALUM T600mm	9,338	15,191
72107010	VCM COATED SHEETS OF A THICKNESS 0.5MM/LESS	1,209,017	1,226,841
72107020	FR I/NA-S PLASTIC COT/PAIN S-Q	561,441	946,296
72107090	OTHER VCM SHEET PRINTED VARNISHED	5,699,431	5,778,366
72109010	OTH FR I/NA-S PLASTI COTED S-Q	14,080	12,933
72109090	OTH FR I/NA-S PLASTIC COATED/P	199,670	86,737
72111310	SECONDARY QUALITY HOT ROLLED IRON/STEEL 4 FACE WIDTH 150 THICKNESS 4M	32,817	-
72111390	OTHER HOT ROLLED IRON /STEEL PRODUCTS 4 FACE ROLLED THICKNESS 4M	226,376	189,142
72111490	OT FR I/NA-S HR W>150 TH4.75/>	551,597	358,457
72111920	OT FR I/NA-S HR W150 T4mm S-Q	2,637	1,081
72111990	OTHER COLD ROLLED STEEL STRIP	4,901,975	9,916,544
72112390	OTH I/NA-S CR W<600 CARBON.25%	27,698	93,050
72112910	OT FR I/NA-S CR W<600 C.25%S-Q	-	3,595
72112920	COLD ROLL STL STRIP TH<0.5MM	13,605	21,139
72112990	OT FR I/NA-S CR W< 600mm C.25%	178,360	217,958
72119010	OTH FR I/NA-S WD<600mm S-QLT	22	517

## PCT CHAPTER WISE BREAKUP OF IMPORTS

Rs. In Thousands

HSCODE	COMMODITY	Jul-Jan	Jul-Jan
		2017-18	2018-19
	<b>IRON AND STEEL</b>		
72119090	OTH FR I/NA-S W< 600mm NOT P/C	750,849	569,310
72121000	FLAT -ROLLED PRODUCTS IRON/NON ALLOY STEEL PLATED/COATED	1,132	1,085
72122010	FRP I/NA-STL ELE-PL/CO W-ZINK	2,152	21,058
72122090	OT FR I/S ELE P/C ZINC W<600mm	294,624	339,350
72123010	FR I/NA-S P/C ZINC W<600mm S-Q	3,795	3,845
72123090	OTH FR I/NA-S P/C ZINC W<600mm	5,602	418
72124010	FR I/S PLASTIC COT W<600mm S-Q	793	-
72124090	FR I/S PLASTIC COT W<600mm P-V	39,300	151,038
72125090	OTH FR I/NA-S OTH-WISE PLA/COT	90,565	69,519
72126090	OTH FR I/NA-S CLAD WD< 600mm	65	1,373
72131010	BAR&ROD I/NA-S HR(RIBS,GRO)S-Q	175,324	82
72131090	OTHER BARS & RODS, HR, IN IRREGULARLY WOUND COILS OF IRON OR NON-ALLOY STEEL	163,484	85,371
72139110	OT BAR&ROD HR I/S DIA<14mm S-Q	111,220	14,588
72139191	OTH BAR&ROD HR I/S DIA<7mm	-	461,427
72139199	OTH BAR&ROD HR I/S DIA<14mm	1,141,831	287,828
72139910	OTH BAR&ROD I/S HR IN-COIL S-Q	25	4,421
72139990	OTH BAR&ROD I/S HR IN-COIL	424,587	98,311
72141010	OTH BAR&ROD I/S HR FORGED S-Q	22,206	8,006
72141090	OTH BAR&ROD I/S HR FORGED	66,083	426,247
72142010	OTH BAR&ROD I/S HR FRG RIB S-Q	1,105,038	22,336
72142090	OTH BAR&ROD I/S HR FRG RIB GRV	177,799	1,985,090
72143010	OTH B/ROD FREE CUT STL HR S-Q	9,568	61
72143090	OTH B/ROD FREE CUT STL HR	28,203	29,276
72149190	OTH B/ROD I/S HR RECT CR.SECT	434	46,029
72149910	OTH B/ROD I/S HR TWISTED S-QUA	7,063	557
72149990	OTH B/ROD I/S HR TWISTED ROL	83,005	2,183
72151010	OT B/ROD FRE CUT STL COLD S-Q	-	380
72151090	OT B/ROD FRE CUT STL COLD FORM	44,423	68,242
72155090	OTH BAR&ROD I/S COLD-FINISH	24,167	15,070
72159010	OTH BAR&ROD I/NA-S SEC-QUALITY	163	-
72159090	OTH BAR&ROD IRON/NON ALOY-STL	27,399	108,501
72161000	U,I,H SECTIONS HOT-ROLLED HIGH<80MM	38,194	5,276
72162100	L SECTION HOT/ROLLED HEIGHT<80 MM IRON/NON ALLOY STEEL	47,813	344,705
72162200	T SECTION HOT ROLLED HEIGHT<80 MM IRON/NON ALLOY STEEL	302	-
72163110	U.SECTION HEIGHT>150MM HOT-ROLLED IRON/NON ALLOY STEEL	67,376	39,555
72163190	OTHER U.SECTION HOT-ROLLED IRON/NON ALLOY STEEL	81,320	56,739
72163210	I SECTION HOT-ROLLED IRON/NON ALLOY STEEL HEIGHT>200 MM	505,181	235,285

## PCT CHAPTER WISE BREAKUP OF IMPORTS

Rs. In Thousands

HSCODE	COMMODITY	Jul-Jan	Jul-Jan
		2017-18	2018-19
	<b>IRON AND STEEL</b>		
72163290	OTHER I SECTION HOT-ROLLED IRON/NON ALLOY STEEL	14,985	53,668
72163310	H SECTION HEIGHT>250MM HOT-ROLLED IRON/NON ALLOY STEEL	561,192	164,606
72163390	OTHER H SECTION HOT-ROLLED IRON/NON ALLOY STEEL	49,644	71,923
72164010	L&T SECTION HOT-ROLLED HEIGHT150M IRON/NON ALLOY STEEL	21,519	2,636
72164090	OTHER L&T SECTION HOT-ROLLED IRON/NON ALLOY STEEL	2,287	47,652
72165000	OTHER ANGLE/SHAPE SECTION HOT ROLLED	10,479	2,963
72166100	ANGLE/SHAPE SECTION COLD ROLLED	10,385	-
72166900	OTHER ANGLE/SHAPE SECTION IRON/STEEL COLD- ROLLED	15,378	1,754
72169100	OTHER COLD FORMED IRON/STEEL FLAT ROLLED PRODUCTS	2,498	571
72169900	OTHER ANGLE/SHAPE SECTION IRON/STEEL	66,124	51,455
72171000	WIRE OF IRON/STEEL NOT PLATED/COATED	85,834	75,631
72172000	WIRE OF IRON/STEEL PLATED/COATED WITH ZINC	76,764	208,767
72173010	WIRE IRON STEEL PLATED/COATED MAUFACTURING AUTO TYRE	219,721	300,374
72173020	STEEL CORD WIRE OF SPECIFICATION SWG 20-34	16,508	13,906
72173090	OTHER PLATED/COATED IRON/STEEL WIRE WITH OTHER BASE-METAL	3,571	23,974
72179000	OTHER WIRE OF IRON/NON-ALLOY-STEEL	238,311	195,300
72181000	INGOTS & OTHER PRIMARY FORMS STAINLESS STEEL	227	140
72189900	OTHER SEMI-FINISHED PRODUCTS STAINLESS STEEL	874	1,650
72191100	FLAT ROLLED PRODUCTS STAINLESS STEEL HOT ROLLED THICKNESS>10MM	97,328	17,422
72191200	COILS STAINLESS STEEL-HOT ROLLED THICKNESS >4.75-10MM	30,005	33,829
72191300	COILS STAINLESS STEEL-HOT ROLLED THICKNESS >3MM-4.75MM	1,171	-
72191400	COILS STAINLESS STEEL-HOT ROLLED THICKNESS>3MM	13,103	29,031
72192100	COILS STAINLESS STEEL HOT ROLLED THICKNESS>10MM	90,325	36,790
72192200	COILS STAINLESS/STEEL HOT RROLLED THICKNESS >4.75-10MM	92,341	199,226
72192310	COIL S-STL W-700mm/>,TH-<4mm	21,452	-
72192390	OTH COIL,S-STL,TH-3mm-4.75mm	123,588	108,944
72192410	COIL S-STL W-700mm/>,TH-<3mm	2,073	-
72192490	OTH COIL,STAINLESS-STL,TH<3mm	23,563	41,997
72193100	COILS STAINLESS STEEL COLD ROLLED THICKNESS >4.75 MM	40,118	6,338
72193210	COIL,S-STL,TH-4mm,W-700mm,CR	1,863	4,099
72193290	OTH COIL,S-STL,TH-3-4.75mm,CR	144,660	137,447
72193310	COIL S-STL,TH-1-3mm W-700mm,CR	-	1,191
72193390	OTH COIL S-STL,TH-1-3mm ,CR	940,658	1,221,934
72193410	CL,S-STL,TH-0.5-1mm,W-700mm,CR	-	9,727
72193490	OTH COIL,S-STL,TH-0.5-1mm,CR	1,049,123	1,323,902
72193510	COIL,S-STL,TH-<.5mm,W-700mm,CR	257	20,067
72193590	OTH COIL,S-STL,TH-<.5mm,CR	1,564,342	2,202,491

## PCT CHAPTER WISE BREAKUP OF IMPORTS

Rs. In Thousands

HSCODE	COMMODITY	Jul-Jan	Jul-Jan
		2017-18	2018-19
	<b>IRON AND STEEL</b>		
72199010	O SHET CIR SHAPE ALL SIZE S-ST	1,491,656	2,042,869
72199090	OTH FRP S-STL W 600 mm OR MORE	2,133,089	2,694,661
72201100	FLAT ROLLED STAINLESS STEEL HOT ROLLED THICKNESS >4.75MM	7,764	-
72201210	FRP,S-STL,W< 600mm,TH 4 mm,HR	-	36,520
72201290	OTH FRP,S-STL,W< 600 mm,HR	9,313	88,285
72202010	FRP,S-STL,W< 600mm,TH 4 mm,CR	4,580	7,358
72202090	OTH FRP,S-STL,W< 600mm,CR	356,374	518,810
72209010	OTH FRP,S-STL,W< 600mm,TH 4 mm	-	2,669
72209090	OTH FRP,S-STL,W< 600 mm	82,765	170,814
72210010	B&R,HR, IWC,S-STL,W-50-200 mm	1,593	-
72210090	OTH BARS&RODS,HR, IWC,S-STL	300	3,071
72221100	BAR/ROD STAINLESS STEEL NOT FURTHER WORKED THAN HOTROLLED CIRCULAR CROSS SECTION	150,809	172,657
72221900	OTHER BAR/ROD STAINLESS STEEL NOT FURTHER WORKED THAN HOT DRAWN	30,688	15,144
72222000	BAR/ROD STAINLESS STEEL NOT FURTHER WORKED THAN COLD FORMED,COLD FINISHED	56,930	44,919
72223000	OTHER BAR/ROD OF STAINLESS STEEL	292,547	198,349
72224000	ANGLE/SHAPES&SECTION STAINLESS STEEL	61,120	38,955
72230000	WIRE OF STAINLESS STEEL	207,352	206,452
72249000	OTHER SEMI-FINISHED PRODUCTS OTHER ALLOY STEEL	44,811	2,550
72251100	GRAIN-ORIENTED SILICON ELECTRICAL STEEL	1,376,881	1,698,636
72251900	OTHER FLAT ROLLED PRODUCTS SILICON ELECTRICAL STEEL	531,765	541,151
72253000	OTH NFW HOT/ROLLED IN COILS	25,812,319	22,677,686
72254000	OTHER NOT FURTHER WORKED THAN HOT/ROLLED NOT IN COIL	2,989,778	1,871,130
72255000	OTHER ALLOY STEEL NOT FURTHER WORKED THAN COLD ROLLED (COLD-REDUCED)	9,223	6,165
72259200	FLAT ROLLED PRODUCTS OTHER WISE ZINC PLATED OR COATED	7,038	51,120
72259900	OTHER FLAT ROLLED PRODUCTS OTHER ALLOY STEEL	160,227	162
72261100	GRAIN-ORIENTED SILICON ELECTRICAL STEEL	51,690	25,182
72261900	OTHER FLAT ROLLED PRODUCTS SILICON ELECTRICAL STEEL	91,321	-
72269100	OTHER FLAT ROLLED PRODUCTS NOT FURTHER WORKED THAN HOT ROLLED	9,377	6,625
72269200	OTHER FLAT ROLLED PRODUCTS NOT FURTHER WORKED THAN COLD ROLLED	218,328	302,687
72269900	OTHER FLAT ROLLED PRODUCTS OTHER THAN ALLOY STEEL	14,128	17,945
72271000	BAR/ROD OF HIGH SPEED STEEL	793	547,688
72279010	BAR/ROD H/ROLL W/COIL A/ST<7MM	-	3,156,546
72279090	OTH BAR/ROD H/ROLL W/COIL A/ST	4,299,175	1,851,543
72281000	BAR/RODS OF HIGH SPEED STEEL	89,803	446,993
72282010	SPRING STEEL(SUP-9&EQUIVALENT)	3,562	-
72282090	OTHER BAR/RODS OF HIGH SPEED STEEL	67,951	4,044
72283010	CASE HARDENING STEEL	-	3,407

## PCT CHAPTER WISE BREAKUP OF IMPORTS

Rs. In Thousands

HSCODE	COMMODITY	Jul-Jan	Jul-Jan
		2017-18	2018-19
	<b>IRON AND STEEL</b>		
72283090	OTHER BAR,RODS OF ALLOY STEEL HOT ROLLED	1,622,788	914,765
72284000	OTHER BAR/ROD NOT FURTHER WORKED THAN FORGED	28,157	45,588
72285000	OTHER BAR/ROD NOT FURTHER WORKED THAN COLD FORMED,COLD FINISHED	9,827	13,046
72286000	OTHER BAR/ROD ALLOY STEEL NES	536,018	40,153
72287000	ANGLES, SHAPES AND SECTIONS	119,548	96,306
72288000	HOLLOW DRILL BARS AND RODS	6,312	9,648
72292000	WIRE OTHER ALLOY STEEL SILICO MANGANESE	-	2,786
72299000	OTHER, WIRE OF OTHER ALLOY STEEL	91,877	65,396
	<b>TOTAL IRON AND STEEL</b>	<b>223,154,603</b>	<b>262,341,442</b>
	<b>ARTICLES OF IRON AND STEEL</b>		
73011000	SHEET PILING IRON AND STEEL	495,034	303,541
73012000	ANGLE SHAPES & SECTIONS OF IRON/STEEL	9,710	28,495
73021000	RAILS	1,019,921	359,939
73023000	SWITCH BLADES, CROSSING FROGS, OTHER CROSSING PIECES	680,567	-
73024000	FISH-PLATES AND SOLE PLATES	3,525	1,799
73029000	OTHER MATERIALS JOINTING RAILS	9,308	84,939
73030000	TUBE/PIPE,HOLLOW PROFILE CAST IRON	74,099	232,740
73041100	L.P FOR OIL&GAS S-STL SEAMLESS	113,817	138,975
73041900	OTH LINE PIPE I/S FOR OIL&GAS	398,159	3,095,816
73042200	DRILL PIPE S-STL DRILL OIL/GAS	239	25,394
73042300	OTH DRILL PIPE I/S FOR OIL&GAS	1,902,178	961,270
73042400	OTHER PIPE OF STAINLESS STEEL	383,737	231,067
73042900	OTHER CASTING,TUBEING PIPE DRIL OIL/GAS	3,154,001	5,378,330
73043100	OTHER CIRCULAR CROSS SECTION IRON NON ALLOY COLD ROLLED STEEL	451,403	728,187
73043900	OTHER CIRCULAR CROSS SECTION IRON NON ALLOY STEEL	1,796,844	2,211,633
73044100	OTHER CIRCULAR, CROSS STAINLES STEEL REDUCED	258,180	432,432
73044900	OTHER CIRCULAR CROSS SECTION STAINLESS STEEL	617,995	1,843,958
73045100	OTHER CIRCULAR CROSS ALLOY COLD DRAWN	14,894	7,081
73045900	OTHER CIRCULAR CROSS ALLOY STEEL	148,267	481,637
73049000	OTHER SEAMLESS TUBE/PIPE HOLLOW PROFILES	628,396	944,324
73051100	LINE PIPE USED OIL/GAS WELDED	914,079	704,419
73051200	OTHER LINE PIPE USED OIL GAS WELDED	6,694	1,484
73051900	OTHER LINE PIPE USED OIL/GAS PIPE LINES	165,167	110,011
73052000	CASING FOR DRILLING,OIL/GAS	48,635	-
73053100	OTHER, LONGITUDINALLY WELDED	4,349	174,554
73053900	OTHER, WELDED TUBES AND PIPES	6,077	224,724

## PCT CHAPTER WISE BREAKUP OF IMPORTS

Rs. In Thousands

HSCODE	COMMODITY	Jul-Jan	Jul-Jan
		2017-18	2018-19
	<b>ARTICLES OF IRON AND STEEL</b>		
73059000	OTHER, TUBES AND PIPES	773,934	115,585
73061100	L.P-WELDED OF STA-STL(OIL/GAS)	42,056	4,721
73061900	OTH-LINE PIPE O/G PIPELINE I/S	235,185	1,100,568
73062100	CAS/TUB WELDED LINE PIPE STA-S	94,000	36,082
73062900	O-CASING/TUB LINE PIPE O/G I/S	66,847	113,376
73063010	COPPER COATED MILD STEEL TUBES 6.5MM DIA	28,259	18,602
73063090	OTHER WELDED CIRCULAR CROSS SECTION IRON STEEL	524,455	333,812
73064000	OTHER WELDED CIRCULAR CROSS SECTION STAINLESS STEEL	1,071,307	677,123
73065000	OTHER WELDED CIRCULAR CROSS-SECTION STAINLESS STEEL	182,179	381,289
73066100	O-TUBE,PIPE WELD SQUARE C-SEC	53,688	47,177
73066900	TUBE/PIPE WELD OF OTH C.C-SEC	11,749	32,677
73069000	OTHER TUBE PIPE/HOLLOW PROFILES,IRON/STEEL	176,879	257,092
73071110	TUBE/PIPE CAST FITINGS MR-175	725	2,305
73071190	OTHER TUBE/PIPE FITING CAST IRON	9,560	92,137
73071910	OTHER TUBE/PIPE FITING IRON/STEEL	255	4,290
73071920	SEMI FINISHED MALLEABLE IRON PIPE FITTING	17,185	14,305
73071990	OTHER MALLEABLE IRON PIPE FITTING	349,712	577,012
73072100	FLANGES, OF STAINLESS STEEL	70,541	184,600
73072200	THREADED EIBOWS,BENDS,SLEEVES STAINLESS STEEL	43,309	75,539
73072300	BUTT WELDING FITTING STAINLESS STEEL	73,485	71,984
73072900	OTHER TUBE,PIP FITTING STAINLESS STEEL	646,277	474,077
73079110	OTH FLANGES AIR-P AGRI-TRACTOR	-	499
73079120	OTH FLANGES FOR M-CARS&VEHI	3,026	5,202
73079190	OTH FLANGES OF IRON & STEEL	222,619	229,624
73079200	THREADED EIBOWS,BENDS/SLEEVES IRON/STEEL	670,887	258,277
73079300	BUTT WELDING FITTING IRON/STEEL	170,137	232,188
73079900	OTHER TUBE,PIPE FITTING IRON STEEL NEC	1,772,475	2,131,563
73081000	BRIDGES AND BRIDGE-SECTIONS	41,174	159,577
73082000	TOWERS AND LATTICE MASTS	5,432,891	1,334,442
73083000	DOORS,WINDOWS/FRAMES,THRESHHOLD FOR DOORS	266,628	538,744
73084000	EQUIPMENT FOR SCAFF FOLDING SHUTTERING PROPPINGS FOR PITPROPPINGS	246,985	123,488
73089010	PILLARS ETC FOR STRUCTURS I/S	395,949	35,858
73089020	OTH GANGWAYS,GIRDERS,HANGERS	2,013	20,475
73089090	OTH COLUMNS ETC FOR STRUCT I/S	5,876,617	10,843,963
73090000	RESERVOIRS,TANKS,VATS SIMILAR CONTAINERS FOR ANY MATERIAL	243,555	1,709,887
73101000	TANKS,CASKS,DRUMS,CANS,BOX OF CAPACITY >50	14,138	156,626
73102100	CANS,CLOSED BY SOLDERING/CRIMPING CAPACITY<50	52,854	65,494

## PCT CHAPTER WISE BREAKUP OF IMPORTS

Rs. In Thousands

HSCODE	COMMODITY	Jul-Jan	Jul-Jan
		2017-18	2018-19
	<b>ARTICLES OF IRON AND STEEL</b>		
73102900	OTHER TANK,CASK,DRUM,BOX CAPACITY<50	782,659	1,200,121
73110010	CONTAINERS FOR CNG OF IRON/STL	1,385	51,192
73110020	CONTAINERS FOR LPG OF IRON/STL	28,745	158,289
73110030	CONTAINERS FOR CRYOGENIC I/STL	229,883	285,201
73110040	CONT FOR AEROSOL PRODUCT I/STL	80,675	168,105
73110090	OTH CONT FOR LIQEID/GAS OF I/S	179,497	459,488
73121010	IRON AND STEEL WIRE	717,779	380,791
73121020	IRON AND STEEL ROPE	228,991	202,491
73121090	OTHER IRON AND STEEL CABLE	152,529	611,430
73129010	OTHER STEEL CORD USE IN TYRE MANUFACTURING	67,645	81,017
73129090	OTHER STANDARD WIRE,ROPE&CABLE	20,345	26,752
73130000	BARBED WIRE OF IRON/STEEL TWISTED HOOP	140,285	82,540
73141200	ENDLESS BANDS FOR MACHINERY OF STAINLESS STEEL WOVEN CLOTH	7,923	9,606
73141400	OTHER WOVEN CLOTH OF STAINLESS STEEL	24,001	47,500
73141910	STEEL CORD FABRIC USED IN MANUFACTURING TYRE	242	-
73141920	OTH ENDLES BAND FOR MACHINERY	286	6,013
73141990	OTHER WOVEN CLOTH OF STEEL	83,664	12,150
73142000	GRILL NETTING FENCING WELDED DIMENSION=3MM; MESH SIZE 100CM(SQUARE)	35,709	191,233
73143100	OTHER GRILL NETTING FENCING WELDED COATED WITH ZINC	3,286	39,265
73143900	OTHER GRILL NETTING FENCING AT INTER SECTION	31,306	55,868
73144100	OTHER CLOTH GRILL NETTING FENCING PLATED/COATED WITH ZINC	86,770	243,109
73144200	OTHER CLOTH GRILL NETTING FENCING PLATED/COATED WITH PLASTICS	15,528	7,825
73144900	OTHER CLOTH GRILL NETTING /FENCING	198,066	189,938
73145000	EXPANDED METAL OF IRON OR STEEL	21,522	39,301
73151110	ROLLER CHAIN FOR VEHICLES Ch87	615,978	517,340
73151120	CHAIN FOR BICYCLES H-87.12 I/S	9,249	6,559
73151190	OTHER ROLLER CHAIN	186,144	168,438
73151200	OTHER CHAIN, ARTICULATED LINK	202,257	231,163
73151910	ADJUSTER FOR CHAIN VEH H-87.11	250	916
73151920	OTH PATS OF CHAIN M-CARS&VEHIC	164,489	520,021
73151990	OTH PATS OF ROLLER CHAIN I/S	5,823	9,493
73152000	SKID CHAIN	5,969	4,478
73158100	OTHER CHAIN, STUD-LINK	634	483
73158200	OTHER, WELDED LINK	13,951	16,349
73158900	OTHER CHAIN	14,072	30,055
73159000	OTHER PARTS	24,021	14,619
73160000	ANCHORS,GRAPNELS PARTS IRON/STEEL	160,090	112,279



## PCT CHAPTER WISE BREAKUP OF IMPORTS

Rs. In Thousands

HSCODE	COMMODITY	Jul-Jan	Jul-Jan
		2017-18	2018-19
	<b>ARTICLES OF IRON AND STEEL</b>		
73170010	NAILS OF IRON OR STEEL	279,450	256,806
73170020	TACKS OF IRON OR STEEL	40,064	16,043
73170030	DRAWING PINS OF IRON OR STEEL	4,294	5,321
73170090	OTHER ARTICLES OF IRON OR STEEL	50,289	61,930
73181100	COACH SCREW IRON/STEEL THREADED	13,864	2,799
73181200	OTHER WOOD SCREW IRON/STEEL THREADED	28,448	21,920
73181300	SCREW HOOKS,SCREW,RINGS,RIVETS OF IRON/STEEL	3,415	5,546
73181400	SELF-TAPPING SCREWS, THREADED	66,718	77,733
73181510	HIGH TENSILE SCREW&BOLT IRON/STEEL	191,522	189,881
73181520	U BOLTS LEAF SORINGS VEH CH-87	6,678	10,038
73181590	OTHER SCREW&BOTLS IRON/STEEL	1,729,040	3,850,920
73181610	HIGH TENTION NUTS IRON/STEEL	36,565	40,028
73181620	WHEEL NUTS FOR VEHI OF CHAP-87	7,409	9,350
73181690	OTHER NUTS THREADED OF IRON/STEEL	359,524	469,466
73181900	OTHER BOLT,NUT,WASHER,RIVET IRON/STEEL TH	206,593	430,499
73182110	SPRING/LOCK WASHER HIGH-TENSILE	16,677	10,493
73182190	OTHER SPRING WASHER/LOCK WASHER	14,358	18,418
73182210	THURST WASHER FOR VEHICLE H87	6,825	3,384
73182290	OTH WAHSERS	120,378	124,048
73182300	RIVETS, NON-THREADED	42,059	54,359
73182400	COTTERS/PINS NON THREADED IRON STEEL	9,250	8,908
73182900	OTHER COACH SCREW,BOLTS,NUT IRON STEEL	115,712	112,259
73194000	SAFETY PINS & OTHER PINS	27,530	37,685
73199010	SEWING,DARNING/EMBROIDRY NEDLS	19,018	29,069
73199090	OTH KNITTING NEDLS,CRO HOOKS	67,532	52,735
73201010	LEAF-SPRING&LEAF M-CAR,H-8703	4,922	4,308
73201020	LEAF-SPRING&LEA,VEH,H-8701,2,4	598	472
73201030	COMP VEH HD87.11 SPRING FRONT	47,191	27,510
73201090	OTH LEAF-SPRING&LEAF I/S	73,510	52,988
73202000	HELICAL SPRINGS	66,913	149,490
73209010	SPRING,LEAVES USED IN MANUFACTURE OF VIDEO CASSETTES	20	-
73209020	CONT SPRI HYD LIFT AGR-TRACTOR	2,685	5,236
73209090	OTHER, SPRING AND LEAVES.	273,409	301,728
73211111	COOKING RANGES CKD/SKD	40,013	6,326
73211119	OTHER COOKING RANGES	-	28,882
73211190	OTHER COOKING APPLIANCES&PLATE WARMERS GAS	216,071	191,609
73211200	COOKING APPLIANCES/PLATE WARMERS LIQUID FUEL	75	1,120

## PCT CHAPTER WISE BREAKUP OF IMPORTS

Rs. In Thousands

HSCODE	COMMODITY	Jul-Jan	Jul-Jan
		2017-18	2018-19
	<b>ARTICLES OF IRON AND STEEL</b>		
73211900	O-COKING APPLI INCL SOLID FUEL	63,284	63,571
73218100	OTHER APPLIANCES FOR GAS & OTHER FUELS	22,263	17,873
73218200	OTHER APPLIANCES FOR LIQUID FUEL	4,974	-
73218900	OTH APPL INCL APPLI SOLID FUEL	1,586	1,112
73219000	PARTS OF IRON/STEEL, COOKING APPLIANCES & PLATE WARMERS	193,815	245,790
73221100	RADIATORS/PARTS CAST IRON E-EL	159	73
73221900	OTHER RADIATOR AND PARTS THEREOF	19,435	16,660
73229010	AIR HEATERS & HOT AIR DISTRIBUTORS	148,613	21,042
73229090	OTHER PARTS OF RADIATORS	39,098	39,501
73231000	IRON/STEEL WOOL, POT SCOURERS ETC	169,077	166,838
73239100	OTHER BUCKETS OF CAST IRON NOT ENAMELLED	1,204	8,870
73239200	OTHER HOUSE HOLD ARTICLES CAST IRON ENAMELLED	1,301	2,931
73239300	OTHER DOMESTIC UTENSILS STAINLESS STEEL	57,136	47,878
73239400	OTHER DOMESTIC UTENSILS IRON/STEEL	194,018	120,729
73239900	OTHER HOUSE HOLD ARTICLES, PARTS THEREOF	365,442	258,776
73241010	SINKS OF STAINLESS STEEL	67,162	113,809
73241020	WASH BASINS OF STAINLESS STEEL	1,095	616
73242100	BATH TUBS CAST IRON WHETHER OR NOT ENAMELLED	8,644	4,635
73242900	OTHER BATH, SINK, WASH-BASIN ENAMELLED IRON	113,371	138,277
73249000	OTHER, INCLUDING PARTS	126,461	200,072
73251000	OTHER CAST ARTICLES IRON/STEEL OF NON MALLEABLE CAST IRON	33,725	48,771
73259100	GRINDING BALLS & SIMI ARTICLES FOR MILLS	235,415	149,934
73259900	OTHER CAST ARTICLES OF IRON/STEEL NES	566,502	629,960
73261100	GRINDING BALLS & SIMILAR ARTICLES FOR MILLS	43,109	20,106
73261910	FORGING OF CRANK SHAFT	245,728	282,292
73261920	FORGING SURGICAL/DENTAL INSTRUMENTS	170,103	199,421
73261930	STEEL FORGINGS EXCE 150KG I/S	273	1,637
73261990	OTHER ARTICLES FORGED/STAMPED NOT FURTHER WORKED NES	434,819	1,044,271
73262000	ARTICLES OF IRON OR STEEL WIRE	56,951	55,092
73269010	OTHER XRAY FILM HANGERS	1,216	3,909
73269020	OTHER STEEL BALLS NOT >1MM DIAMETER	28	537
73269030	OTHER SHOE LASTS	-	6,652
73269040	STL BALLS NOT EXCE 1MM DIA I/S	15,394	19,404
73269050	CLIPS, BRACK ETC. FOR ELE-WIRING	107,333	252,266
73269060	CLAMPS, HOSE CLIPS, HANGERS I/S	271,873	176,156
73269070	COSMETICS/CIGARE CASES ECT I/S	4,144	9,183
73269090	OTHER ARTICLES OF IRON/STEEL FORGED/STAMPED NOT FURTHER WORKED	3,996,881	9,657,419

## PCT CHAPTER WISE BREAKUP OF IMPORTS

Rs. In Thousands

HSCODE	COMMODITY	Jul-Jan	Jul-Jan
		2017-18	2018-19
	<b>TOTAL ARTICLES OF IRON AND STEEL</b>	<b>49,700,709</b>	<b>68,043,797</b>
	<b>COPPER AND ARTICLES THEREOF</b>		
74020000	UN-REFINED COPPER, COPPER ANODES FOR ELECTROLYTIC REFINING	749	5,760
74031100	REFINED COPPER, CATHODES & SECTION	6,201,140	7,607,737
74031900	OTHER, REFINED COPPER	17,244	21,507
74032100	COPPER-ZINC BASE ALLOYS (BRASS)	3,226	2,009
74032200	COPPER-TIN BASE ALLOYS (BRONZE)	14,017	15,019
74032900	OTHER COPPER ALLOYS (OTHER THAN MASTER ALLOYS OF HEADING H-74.05)	7,047	4,563
74040010	BRASS SCRAP	214	576
74040090	OTHER COPPER WASTE AND SCRAP	1,295,941	3,009,040
74050000	MASTER ALLOYS OF COPPER	5,392	5,154
74061000	POWDER OF NON-LAMELLAR STRUCTURE	16,491	18,904
74062000	POWDER OF LAMELLAR STRUCTURE FLAKES	99,786	106,728
74071010	BAR OF REFINED COPPER	67,487	109,583
74071020	RODS OF REFINED COPPER	10,421	77,262
74071040	BUS BARS OF REFINED COPPER	339,809	432,589
74071090	OTHER PROFILES OF COPPER	18,257	90,630
74072100	COPPER BAR, ROD PROFILES OF COPPER ZINC BASE ALLOYS (BRASS)	19,411	18,020
74072900	OTHER BAR, ROD, PROFILES COPPER ALLOYS	37,950	26,904
74081100	WIRE OF REFINED COPPER MAXIMUM CROSS SECTIONAL DIAMETER >6MM	886,837	266,157
74081900	OTHER, WIRE OF REFINED COPPER	292,261	316,716
74082100	WIRE OF COPPER ALLOY ZINC BASE	31,765	51,918
74082200	WIRE OF COPPER ALLOY NICKEL BASE	4,155	26,146
74082900	OTHER WIRE OF COPPER ALLOYS ETC	40,771	6,776
74091100	PLATES, SHEET, STRIP REFINED COPPER COIL	143,386	116,145
74091900	OTHER PLATES, SHEETS & STRIP OF REFINED COPPER	8,684	5,429
74092100	PLATES, SHEETS & STRIPS OF COPPER ZINC BASE COILS	134,798	128,114
74092900	OTHER PLATES/SHEETS/STRIPS COPPER ZINC BASE	70,957	40,479
74093900	OTHER PLATES/SHEETS/STRIPS COPPER TIN BASE-COILS	2,959	1,722
74094000	PLATES/SHEETS/STRIPS COPPER NICKEL BASE	11	-
74099000	PLATES/SHEETS/STRIPS OTHER COPPER ALLOYS NS	3,684	43,743
74101100	FOIL REFINED COPPER NOT BACKED	613,399	663,112
74101200	FOIL OF COPPER ALLOYS, NOT BACKED	398,708	407,476
74102100	FOIL OF REFINED COPPER, BACKED	25,180	48,419
74102200	FOIL OF COPPER ALLOYS, BACKED	2,002	1,133
74111010	CAPILLARY TUBE 2.25 MM REFINED COPPER	36,369	101,140
74111020	INTERNALLY GROOVED TUBES REFINED COPPER	254,063	701,147
74111090	OTHER TUBE/PIPE OF REFINED COPPER	916,904	667,927

## PCT CHAPTER WISE BREAKUP OF IMPORTS

Rs. In Thousands

HSCODE	COMMODITY	Jul-Jan	Jul-Jan
		2017-18	2018-19
	<b>COPPER AND ARTICLES THEREOF</b>		
74112100	TUB&PIPE COPPER ZINC BASE ALLOYS	11,105	8,680
74112200	TUB&PIPE COPPER NICKLE BASE ALLOYS	-	243
74112900	OTHER TUBE&PIPE OF OTHER COPPER ALLOYS	14,437	24,030
74121000	COPPER TUBE/PIPE FITTING OF REFINED COPPER	13,483	10,431
74122000	COPPER TUBE/PIPE FITTINGS COPPER ALLOYS	33,894	103,516
74130000	STANDARD WIRE,CABLES PLAIED BANDS-NOT ELECTRICALLY INSULATED	297,594	238,049
74151000	NAILS,TACKS,DRAWING PINS,STAPLES & SIMILAR ARTICLES	2,418	59
74152100	WASHERS/INCLUDING SPRING WASHERS NOT THREADED	2,616	2,000
74152900	OTHER NOT THREADED ARTICLES COPPER	5,213	8,480
74153300	OTHER THREADED SCREW,BOLT,NUT COPPER	72,428	237,496
74153900	OTHER THREAD ARTICLES OF COPPER	27,419	640,106
74181000	TABLE,KITCH/OTH HOUSEHOLD ARTI	270	722
74182000	OTHER SANITARY WARE,PARTS COPPER	1,976	2,114
74191000	CHAIN,PARTS THEREOF OF COPPER	39	-
74199100	CAST,MOULDED,STAMPED,FORGED OF COPPER	2,344	8,294
74199910	COPPER SPRINGS	44	132
74199990	OTHER, ARTICLES OF COPPER	112,289	159,585
	<b>TOTAL COPPER AND ARTICLES THEREOF</b>	<b>12,619,044</b>	<b>16,589,621</b>
	<b>NICKEL AND ARTICLES THEREOF</b>		
75011000	NICKEL MATTES	680	-
75021000	NICKEL, NOT ALLOYED	686,007	793,654
75022000	NICKEL ALLOYS	1,544	5,651
75040000	NICKEL POWDERS AND FLAKES.	12,892	27,395
75051100	BAR,ROD,PROFILES OF NICKLE NOT ALLOYED	10	-
75051200	BAR,ROD,PROFILES OF NICKLE ALLOYED	2,636	2,828
75052100	WIRE OF NICKEL, NOT ALLOYED	706	1,789
75052200	WIRE OF NICKEL, ALLOYED	21,759	14,538
75061000	PLATES,SHEET,STRIPS,FOIL OF NICKEL NOT ALLOYED	16,970	41,655
75062000	PLATES,SHEET,STRIP FOIL OF NICKEL ALLOYED	152,288	860
75071100	TUBE&PIPE OF NICKEL NOT ALLOYED	-	6,146
75071200	TUBE & PIPE OF NICKEL ALLOYED	7,993	10,837
75072000	TUBE OR PIPE FITTING NICKEL	1,196	8,886
75089010	NICKEL ROTARY PRINTING SCREEN	352,193	480,363
75089090	OTHER NICKLE ROTARY PRINTING SCREEN	37,651	11,046
	<b>TOTAL NICKEL AND ARTICLES THEREOF</b>	<b>1,294,525</b>	<b>1,405,648</b>
	<b>ALUMINIUM AND ARTICLE THEREOF</b>		

## PCT CHAPTER WISE BREAKUP OF IMPORTS

Rs. In Thousands

HSCODE	COMMODITY	Jul-Jan	Jul-Jan
		2017-18	2018-19
	<b>ALUMINIUM AND ARTICLE THEREOF</b>		
76011000	ALUMINIUM, NOT ALLOYED	5,219,947	5,376,260
76012000	ALUMINIUM ALLOYS	2,146,883	1,760,583
76020010	ALUMINIUM W/SCRAP OF AUTO PART	182,039	79,721
76020090	OTHER ALUMINIUM WASTE OR SCRAP	4,480,381	6,410,981
76031000	POWDER OF NON-LAMELLER STRUCTURE	13,154	12,131
76032000	POWDER OF LAMELLAR STRUCTURE FLAKES	30,248	41,736
76041010	BARS,OF ALUMINIUM, NOT ALLOYED	28,308	16,689
76041090	PROFILES OF ALUMINIUM NOT ALLOYED	71,137	109,654
76042100	HOLLOW PROFILES OF ALUMINIUM ALLOYED	21,210	18,617
76042910	BAR ROD OF ALLUMINIUM ALLOYED	25,861	77,285
76042920	ALUM BAR/ROD NOCLOCK BRAZING	73	1,397
76042990	PROFILES OF ALUMINIUM ALLOY	99,160	123,536
76051100	ALUMINIUM WIRE NOT ALLOYED MAXIMUM CROSS SECTIONAL DIMENSIONS >7MM	91,091	10,582
76051900	OTHER ALUMINIUM WIRE NOT ALLOYED	90,850	76,689
76052100	ALUMINIUM WIRE ALLOYED MAXIMUM CROSS SECTIONAL DIMENSION >7MM	4,502	6,527
76052900	OTHER ALUMINUM WIRE, ALLOYED	138,850	158,198
76061100	RECTANGULAR & SQUARE OF ALUMINIUM NOT ALLOYED	255,476	378,258
76061200	RECTANGULAR/SQUARE ALUMINIUM ALLOYED	1,107,822	1,740,009
76069110	ALUMINIUM SHEET NOT ALLOYS ANODIZED/ POLYURETHENE COATED	52,299	38,913
76069190	OTHER ALUMINIUM SHEET NOT ALLOYED	46,155	110,315
76069210	ALUMINIUM SHEET ANODIZED ALLOYS COATED	88,360	117,001
76069290	OTHER ALUMINIUM SHEET ALLOYS	12,819	138,731
76071100	ALUMINIUM FOIL ROLLED NOT-WORKED/BACKED	1,821,927	2,619,806
76071910	ADHESIVE TAPE	59,047	53,065
76071920	PRINTED ALUM FOIL NOT BACKED	169,398	166,187
76071990	OTHER ADHESIVE TAPE	937,422	1,437,926
76072000	ALUMINUM FOIL, BACKED	1,204,988	1,650,872
76081000	TUBE, PIPE OF ALUMINIUM NOT ALLOYED	40,019	9,983
76082000	TUBE, PIPE OF ALUMINIUM ALLOYED	131,280	164,152
76090000	ALUMINIUM TUBE,PIPE FITTINGS (E.G COUPLINGS,EIBOWS,SLEEVES)	14,160	9,669
76101000	DOORS,WINDOW, FRAMS,THRESHOLDS FOR DOORS	391,857	590,082
76109000	ALUMINIUM STRUCTURE & PARTS N.E.S.	633,880	488,021
76110000	ALUMINIUM RESERVOIRS,TANKS VATS ETC	100	28,222
76121000	COLLAPSIBLE TUBULAR CONTAINERS ALUMINIUM	2,971	23,279
76129020	OVAL CANS OF ALUMINIUM	1,459	9,509
76129030	OTH CANS<=400ML W LOGO/BRAND	667,845	469,217
76129040	ROUND CANS ALUMINIUM DIA>45MM	417,201	216,485

## PCT CHAPTER WISE BREAKUP OF IMPORTS

Rs. In Thousands

HSCODE	COMMODITY	Jul-Jan 2017-18	Jul-Jan 2018-19
	<b>ALUMINIUM AND ARTICLE THEREOF</b>		
76129090	OTHER DRUMS CANS BOXES ALUMINIUM	49,621	77,993
76130010	AEROSOL CANS WITH VALVES&COVERS OF ALUMINIUM	1,729	9,515
76130090	OTHER ALUMINIUM CONTAINERS FOR COMPRESSED/LIQUEFIED GAS	10,133	7,372
76141000	STANDARD WIRE,CABLE,PLAITED BANDS&LIKE OF ALUMINIUM STEEL CORE	141,402	17,580
76149000	OTHER STANDARD WIRE,CABLE,PLAITED BANDS&LIKE OF ALUMINIUM NOT ELECTRICALLY INSUL	2,639,687	890,910
76151000	TABLE,KITCH,POT POLISHPAD ALUM	108,146	95,472
76152000	SANITARY WARE&PATS OF ALUMINIUM	1,816	10,248
76161000	NAILS,BOLT,NUT,SCREW ETC ALUMINIUM	5,611	7,041
76169100	CLOTH,GRILL,FENCING & NETTING OF ALUMINIUM WIRE	7,275	3,687
76169910	CASINGS&FORGINGS	24,710	124,466
76169920	ALUMINIUM SLUGS	167,288	256,499
76169930	PENCIL FERRULES	1,723	4,451
76169990	OTHER ARTICLE OF ALUMINIUM	285,605	380,702
	<b>TOTAL ALUMINIUM AND ARTICLE THEREOF</b>	<b>24,144,925</b>	<b>26,626,224</b>
	<b>LEAD AND ARTICLES THEREOF</b>		
78011000	REFINED UN-WROUGHT LEAD	3,653,413	2,702,570
78019100	OTHER UN-WROUGHT LEAD CONTAINING BY WEIGHT ANTIMONY	382,348	581,614
78019900	OTHER UN-REFINED LEAD & LEAD ALLOYED	259,712	156,238
78020000	LEAD WASTE AND SCRAP.	-	76,013
78041100	LEAD SHEET STRIP FOIL THICKNESS >0.2MM	34	-
78041900	OTHER , LEAD PLATES	19,085	6,230
78060010	WIRE OF LEAD	23,936	13,576
78060090	OTHER ARICLES OF LEAD	3,627	80,025
	<b>TOTAL LEAD AND ARTICLES THEREOF</b>	<b>4,342,155</b>	<b>3,616,266</b>
	<b>ZINC AND ARTICLES THEREOF</b>		
79011100	ZINC CONTAINING BY WEIGHT>99.99% NOT ALLOYED	3,956,385	1,826,983
79011200	ZINC CONTAINING BY WEIGHT<99.99% NOT ALLOYED	298,008	-
79012000	ZINC ALLOYS	416,707	1,956,798
79031000	ZINC DUST(BLUE POWDER)	50,621	22,997
79039000	OTHER ZINC POWDER AND FLAKES	98	1
79040010	ZINC WIRE	41,184	32,368
79040090	OTHER ZINC BARS AND RODS	-	529
79050000	ZINC PLATES,SHEET,STRIP & FOIL	396	1,044
79070010	ZINC SLUGS FOR DRY BATTERY CELL CONTAINERS	78,171	127,523
79070020	ANODES OF ZINC	28,578	11,014
79070090	OTHER, ARTICLES OF ZINC	4,653	7,855

## PCT CHAPTER WISE BREAKUP OF IMPORTS

Rs. In Thousands

HSCODE	COMMODITY	Jul-Jan	Jul-Jan
		2017-18	2018-19
	<b>TOTAL ZINC AND ARTICLES THEREOF</b>	<b>4,874,801</b>	<b>3,987,112</b>
	<b>TIN AND ARTICLES THEREOF</b>		
80011000	TIN, NOT ALLOYED	320,293	785,497
80012000	TIN ALLOYS	6,228	8,665
80030000	TIN BAR, ROD, PROFILE AND WIRE	460	1,653
80070090	OTH ARTICLES OF TIN	1,591	497
	<b>TOTAL TIN AND ARTICLES THEREOF</b>	<b>328,572</b>	<b>796,312</b>
	<b>OTHER BASE METALS,CERAMICS,ARTICLES</b>		
81011000	TUNGSTEN POWDERS	276	434
81019400	OTHER UN-WROUGHT TUNGSTEN,BARS&RODS OBTAINED SIMPLY BY SINTERING	-	265
81019600	OTHER WIRE OF TUNGSTEN	12,828	13,879
81019990	OTH ARTICLES OF TUNGSTEN	5,575	15,849
81021000	MOLYBDENUM POWDERS	-	31
81029500	OTHER MOLYBDENUM BAR,ROD,OBTAINED SIMPLY BY SINTERING	-	1,776
81029600	OTHER MOLYBDENUM WIRE	4,536	14,866
81029900	OTHER MOLYBDENUM AND ARTICLES THEREOF	-	2,308
81039000	OTHER TANTALUM & ARTICLES THEREOF	799	4,470
81041100	UNWROUGHT MAGNESIUM BY WEIGHT 99.8%	14,792	16,235
81041900	OTHER ARTICLES UNWROUGHT MAGNESIUM	3,189	250
81043000	RASPINGS,TUMINGS,ETC MAGNESIUM	5	3,172
81049000	OTHER ARTICLES OF MAGNESIUM	764	251,946
81052000	COBALT MATTES& OTHER PRODUCTS	121,079	170,992
81059000	OTHER INTERMEDIATE PRODUCTS OF COBALT	13,559	1,943
81072000	UNWROUGHT CADMIUM POWDER	-	7,361
81079000	OTHER CADMIUM,WROUGHT & ARTICLES	810	4,565
81089000	OTHER TITANIUM WROUGHT & ARTICLES	99,851	39,670
81092000	UNWROUGHT ZIRCONIUM POWDER	62	483
81099000	OTHER ZIRCONIUM AND ARTICLES	3,118	50
81101000	UNWROUGHT ANTIMONY POWDER	374,239	407,915
81109000	OTHER ANTIMONY & ARTICLES THEREOF INCLUDING WASTE&SCRAP	18,397	42,117
81110000	MANGANESE & ARTICLES INCLUDING WASTE & SCRAP	14,929	7,357
81122100	CHROMIUM UNWROUGHT POWDER	317	2,096
81122900	OTHER UNWROUGHT CHROMIUM INCLUDING WASTE	635	250
81129900	OTHER BASE METAL UNWROUGHT & ARTICLES	13	245
81130000	CERMETS & ARTICLE INCLUDING WASTE & SCRAP	45	559
	<b>TOTAL OTHER BASE METALS,CERAMICS,ARTICLES</b>	<b>689,818</b>	<b>1,011,084</b>

## PCT CHAPTER WISE BREAKUP OF IMPORTS

Rs. In Thousands

HSCODE	COMMODITY	Jul-Jan	Jul-Jan
		2017-18	2018-19
	<b>TOOLS,IMPLEMENTS,CUTLERY,PARTS THEREOF</b>		
82011000	SPADES AND SHOVELS	99,234	40,620
82013000	MATTOCKS, PICKS, HOES & RAKES	581	580
82014000	AXES,BILL HOOKS & SIMILAR HEWING TOOLS	621	611
82015000	SECATEURS & ONE-HANDED PRUNERS AND SHEARS	123	560
82016000	HEDGE SHEARS, TWO-HAND PRUNING SHEARS AND SIMILAR TWO HANDED SHEARS	1,264	5,073
82019000	OTHER HAND TOOL AGRICULTURAL,HORTICULTURE OR FORESTRY	6,318	6,921
82021000	HAND SAWS	67,567	67,768
82022000	BAND SAW BLADES	23,594	32,544
82023100	CIRCULAR SAW BLADES WITH STEEL	80,819	96,352
82023900	OTHER CIRCULAR SAW BLADES; INCLUDING PARTS	68,314	62,708
82024000	CHAIN SAW BLADES	20,904	14,219
82029100	STRAIGHT SAW BLADES,WORKING METAL	994	2,190
82029910	GINSAW BLADE	2,727	8,566
82029990	OTHER SAW BLADES	85,491	59,474
82031000	FILES, RASPS & SIMILAR TOOLS	67,497	68,721
82032000	PILERS,PINCERS,TWEEZERS AND SIMILAR TOOLS	244,932	229,168
82033000	METAL CUTTING SHEARS & SIMILAR TOOLS	7,349	6,928
82034000	PIPE CUTTERS,BOLT CROPPERS,PERFORATING PUNCHES AND SIMILAR TOOLS	33,413	31,662
82041100	NON-ADJUSTABLE HAND OPERATED SPANNERS & WRENCHES	329,210	403,017
82041200	ADJUSTABLE HAND OPERATED SPANNERS & WRENCHES	265,978	341,920
82042000	INTERCHAGEABLE SPANNER SOCKETS WITH OR WITHOUT HANDLES	49,612	87,360
82051000	DRILLING,THREADING OR TAPPING TOOLS	24,949	37,505
82052000	HAMMERS AND SLEDGE HAMMERS	62,470	71,714
82053000	PLANES,CHISELS,GUAGES AND SIMILAR CUTTING TOOLS FOR WORKING WOOD	10,373	8,790
82054000	SCREW DRIVERS	171,173	133,675
82055100	OTHER HAND TOOLS HOUSE-HOLD N.E.S.	49,314	91,127
82055900	OTHER HAND TOOL (GLAZIERS DIAMONDS)	232,935	244,805
82056000	BLOW LAMPS	189	398
82057000	VICES, CLAMPS AND THE LIKE	40,348	35,952
82059000	SETS OF ARTICLES OF TWO/MORE OF FORGOING SUB-HEADING	51,134	64,311
82060010	TOOLS FOR M-CARS H-8703 R-SALE	8,046	6,420
82060020	TOOL FOR VEH H-8701,2,4 R-SALE	19,632	18,159
82060030	OTH TOOLS FOR M-CARS&VEHICLES	62,287	43,821
82060090	OTH TOOLS H-8202,8505 R-SALE	113,347	20,764
82071300	ROCK DRILLING,EARTH BORING TOOLS WITH WORKING PARTS OF CERMETS	9,343	62,325
82071900	OTHER INCLUDING PARTS OF ROCK DRILLING OR EARTH-BORING TOOLS	1,165,672	1,089,539
82072000	DIES FOR DRAWING/EXTRUDING METAL	69,164	238,873



## PCT CHAPTER WISE BREAKUP OF IMPORTS

Rs. In Thousands

HSCODE	COMMODITY	Jul-Jan	Jul-Jan
		2017-18	2018-19
	<b>TOOLS,IMPLEMENTS,CUTLERY,PARTS THEREOF</b>		
82073000	TOOL FOR PRESSING, STAMPING/PUNCHING	841,858	1,705,758
82074000	TOOLS FOR TRAPPING OR THREADING	19,985	25,527
82075010	TOOL DRILLS OTHER THAN ROCK/PARALLEL OR STRAIGHT SHANK TWIST DRILLS	43,555	57,051
82075090	OTHER TOOL FOR DRILLING OTHER THAN ROCK DRILLING	297,881	405,392
82076000	TOOLS FOR BORING OR BROACHING	32,708	24,833
82077000	TOOLS FOR MILLING	34,241	52,117
82078000	TOOLS FOR TURNING	48,414	31,708
82079000	OTHER INTERCHANGEABLE TOOLS	832,513	653,732
82081000	KNIVES&CUTTING BLADES FOR METAL WORKING	43,528	42,701
82082000	KNIVES CUTTING BLADES FOR WOOD WORKING	14,516	15,704
82083000	KNIVES & CUTTING BLADES FOR KITCHEN APPLIANCES	51,904	45,276
82084000	KNIVES&CUTTING BLADE FOR AGRICULTURAL, HORTICULTURAL OR FORESTRY MACHINES	62,796	63,586
82089010	OTH BLADES/KNIVES PAPER MACH	129,891	172,497
82089020	DIE STEEL CUTTING BLADES	3,918	6,365
82089090	OTH BLADES/KNIVES FOR MACHINE	192,560	265,636
82090000	PLATES STICKS,TIPS AND THE LIKE FOR TOOLS, UNMOUNTED OF CERMET	76,119	84,051
82100000	HAND-OPERATED MECHANICAL APPLIANCES, WEIGHING 10 KG OR LESS	50,527	65,280
82111000	SETS OF ASSORTED ARTICLES	900	317
82119100	TABLE KNIVES HAVING FIX BLADE.	17,860	4,132
82119200	OTHER KNIVES HAVING FIXE BLADES.	28,841	51,671
82119300	KNIVES HAVING OTHER THAN FIX BLADES.	5,359	4,255
82119400	BLADES	8,214	2,942
82119500	HANDLES OF BASE METAL	175	55
82121000	RAZORS	509,788	311,589
82122000	SAFETY RAZOR BLADES,	292,880	196,721
82129000	OTHER PARTS	32,950	16,657
82130000	SCISSORS,TAILOR'S SHEARS & SIMILAR SHEARS AND BLADE	43,745	42,476
82141000	PAPER KNIVES,LETTER OPENERS,ERASING KNIVES, PENCIL SHARPENERS AND BLADES ETC	162,349	95,258
82142000	MANICURE OR PEDICURE SETS AND INSTRUMENTS	13,775	17,399
82149000	OTHER ARTICLES OF CUTLERY .	66,899	42,651
82151000	SETS OF ASSORTED ARTICLE CONTAINING >= 1 ARTICLE PLATED WITH PRECIOUS METAL	11	737
82152000	OTHER SETS OF ASSORTED ARTICLE.	61,313	43,568
82159100	OTHER ASSORTED ARTICLE,NOT INSETS,PLATED WITH PRECIOUS METAL	46	31
82159910	SPOONS	31,589	22,242
82159920	FORKS (CUTLERY)	1,919	451
82159990	OTHER ARTICLE OF KITCHEN.	41,636	30,986
	<b>TOTAL TOOLS,IMPLEMENTS,CUTLERY,PARTS THEREOF</b>	<b>7,644,081</b>	<b>8,336,492</b>

## PCT CHAPTER WISE BREAKUP OF IMPORTS

Rs. In Thousands

HSCODE	COMMODITY	Jul-Jan	Jul-Jan
		2017-18	2018-19
	<b>MISC. ARTICLES OF BASE METALS</b>		
83011000	PADLOCKS	723,196	516,731
83012010	DOOR LOCKS VEH-H-8704.3190,11	12,798	23,059
83012090	OTH LOCKS FOR MOTOR VEHICLES	29,103	122,776
83013000	LOCKS FOR FURNITURE	499,949	296,138
83014000	OTHER LOCKS	633,572	317,617
83015000	CLASPS AND FRAMES WITH CLASPS.INCORPORATING LOCKS	14,663	1,577
83016000	PARTS OF LOCKS	115,144	540,880
83017000	KEYS PRESENTED SEPARATELY	13,196	11,234
83021010	HINGES,VEH-H-8704.2299,8703	243	170
83021020	HINGES DOORS VEH,H-8704.2299	22	578
83021030	HINGES OTH FOR MOTOR CARS&VEH	49,983	53,620
83021090	OTH HINGES&FITTINGS FOR FURNI	252,720	342,185
83022000	CASTORS	189,785	233,693
83023010	LATCH ASS-DOORS CARS-H-8703,04	2,641	817
83023020	WIN OPEN SYSTEM RACK FOR 87042	-	391
83023090	OTH FITTINGS FOR M-VEHICLES	12,072	1,866
83024100	OTHER MOUNTING,FITTING SUITABLE FOR BUILDING	29,847	55,635
83024200	OTHER MOUNTING,FITING FURNITURES	597,450	639,099
83024900	OTHER FITTINGS OF BASE METAL N.S.	339,671	392,721
83025000	HAT-RACKS,HAT-PEGS,BRACKET&FIX	47,292	18,306
83026000	AUTOMATIC DOOR CLOSERS	63,152	63,427
83030000	ARMOURED/REINFORCED SAFES, STRONG BOXES AND DOORS ETC OF BASE METAL.	45,338	26,635
83040000	FILING CABINETS,CARD-INDEX CABINET/TRAYS	8,256	6,050
83051000	FITTING FOR LOOSE-LEAF BINDERS	5,200	3,011
83052000	STAPLES IN STRIPS	127,377	209,590
83059000	OTHER, INCLUDING PARTS	103,896	100,684
83061000	BELLS,GONGS ETC.NON ELECTRIC OF BASE METAL	12,987	14,255
83062100	STATUETTES & OTHER ORNAMENTS BASE METAL	1	38
83062900	OTHER; MIRRORS OF BASE METAL	49,268	70,601
83063000	PHOTOGRAPH,PICTURE OR SIMILAR FRAMES; MIRROR	1,812	570
83071000	FLEXIBLE TUBING OF IRON/STEEL	168,645	162,816
83079000	FLEXIBLE TUBING OF BASE METAL	179,548	155,340
83081010	HOOKS OF BASE METAL	128,215	104,319
83081020	EYES & EYE LETS OF BASE METAL	95,764	103,133
83082000	TUBULAR OR BIFURCATED RIVET	215,054	18,236
83089010	CLASPS OF BASE METAL	714	39
83089020	BUCKLE OF BASE METAL	63,052	81,018

## PCT CHAPTER WISE BREAKUP OF IMPORTS

Rs. In Thousands

HSCODE	COMMODITY	Jul-Jan	Jul-Jan
		2017-18	2018-19
	<b>MISC. ARTICLES OF BASE METALS</b>		
83089030	FRAME OF HAND BAG ETC OF BASE METAL	3,400	329
83089090	OTHER MADE UP ARTICLE OF BASE METAL PART	173,108	114,949
83091000	CROWN CORKS OF BASE METAL	3,011	1
83099010	ALUM LID CAN OF CARBONAT DRINK	59,834	250,220
83099090	OTHER	342,065	344,561
83100010	NUMB PLATE ASSEMBLY,AGRI-TRACT	82	30
83100020	NUM PLATE ASSEMBLY VEH-H-8711	-	5
83100030	NUM PLATE ASSEMBLY OTH M-VEH	21,387	31,584
83100090	OTH SIGN-PLATES, NAME PLATES	11,520	14,987
83111000	COATED ELECTRODE OF BASE METAL	706,081	610,102
83112000	CORED WIRE OF BASE METAL FOR ELECTRIC ARC WELDING	91,171	77,295
83113000	COATED RODS & CORED WIRE OF BASE METAL FOR SOLDERING,BRAZING OR WELDING BY FLAME	139,648	115,521
83119000	OTHER WIRE & RODS AGGLOMERATED OF BASE METAL	149,668	232,694
	<b>TOTAL MISC. ARTICLES OF BASE METALS</b>	<b>6,532,601</b>	<b>6,481,133</b>
	<b>MACHINARY/ COMPONENTS</b>		
84014000	PARTS OF NUCLEAR REACTORS	2,091,825	62,590
84021110	WATER TUBE BOILER STEAM PRODUCTION >45 TON BUT <350 TON PER HOUR	1,275	353
84021120	WASTE HEAT BOILERS > 45t/HOUR	4,504	251,296
84021130	HEAT RECOVERY STEAM GENERATORS	1,055,759	1,072,622
84021190	OTHER STEAM & OTHER VAPOUR GENERATING BOILER	34,872,512	2,269,153
84021200	WATER TUBE BOILER STEAM PRODUCTION <45 TON PER HOUR	386,069	613,673
84021910	FIRE TUBE BOILERS	228,710	133,997
84021920	WASTE HEAT BOILER/HYBRID BOILE	18,548	-
84021930	HEAT RECO STEAM GENERATORS-VGB	-	97,808
84021990	OTHER VAPOUR GENERATING BOILERS,	108,203	185,579
84022000	SUPER-HEATED WATER BOILERS	68,340	-
84029010	PARTS STEAM / VAPOUR BOILER	427,856	278,903
84029020	PART VAPOUR GEN HYB- BOILER	4,479	1,038,946
84029090	OTHER PARTS OF BOILER	1,621,610	402,771
84031000	BOILERS	25,261	43,792
84039000	PARTS CENTRAL HEATING BOILERS	60,002	5,717
84041000	AUXILIARY PLANT FOR BOILER	693,889	310,998
84042000	CONDENSERS FOR AUXILIARY PLANT	852,150	1,307,271
84049010	PARTS MASHINE SOOT REMOVER	222,422	248,786
84049090	OTH PARTS VAPOUR POWER UNITS	985,619	254,933
84051000	PRODUCER GAS/WATER GAS GENERATORS	100,229	143,772

## PCT CHAPTER WISE BREAKUP OF IMPORTS

Rs. In Thousands

HSCODE	COMMODITY	Jul-Jan	Jul-Jan
		2017-18	2018-19
	<b>MACHINARY/ COMPONENTS</b>		
84059000	PARTS OF PRODUCER GAS/WATER GAS GENERATORS	20,658	40,965
84068100	OTHER TURBINES OF AN OUTPUT EXCEEDING 40 MW	12,161,605	632,978
84068200	OTHER TURBINES OF AN OUTPUT NOT EXCEEDING 40MW	2,053,492	1,508,207
84069000	PARTS OF STEAM TURBINES	1,769,437	8,723,114
84071000	AIRCRAFT ENGINES	592,220	1,787,245
84072100	OUTBOARD MOTORS	382,404	173,192
84072900	OTHER ,MARINE & SPARK IGNITION ROTARY ENGINES	23,897	972
84073110	RECIPROCA PE 50 CC VEH-H-8711	418	1,600
84073190	OTH RECIPROC PE 50CC-VEH-CH-87	24,722	4,531
84073210	RECIPRO PE 50-250CC VEH-H-8711	9,194	6,533
84073290	OTH RECIPRO PE 50-250CC VEH	505,630	609,889
84073310	RPE 250-1000 CCgH- 8703/8704	733	20,262
84073390	OTH-RPE- 250-1000 CC VEH CH-87	35,001	38,825
84073400	PISTON ENGINES CAPACITY EXCEEDING 1000 CC	268,813	158,743
84079010	GAS ENGINES	126,051	381,841
84079020	ENGINE FOR VEHICLES CH-87	4,228	28
84079090	OTHER ENGINES	447,825	481,358
84081000	MARINE PROPULSION ENGINES	8,288	7,508
84082010	DIESEL ENG,AGRI-TRACTOR H-8701	1,258	2,320
84082090	OTH DIESEL / SEMI DIESEL ENGIN	675,457	439,673
84089000	OTHER ENGINES	2,025,415	2,302,034
84091000	PARTS FOR AIRCRAFT ENGINES	50,039	964
84099110	RING FOR PISTON OF VEHICLE CHAPTER 87	565,347	362,958
84099120	CYLINDER FOR VEHICLES OF CHAPTER 87	2,512	2,570
84099130	CYLINDER FOR VEHICLES OF CHAPTER 87	390,635	325,869
84099140	CYLINDER HEADS FOR VEHICLES OF CHAPTER 87	5,703,199	8,372,136
84099150	CYLINDER LINER FOR VEHICLES OF CH.87	45,623	31,669
84099192	OTH PART FOR GAS ENG H84079010	825,202	911,173
84099199	OTH KITS FOR VEHICLES OF CH-8	169,028	313,052
84099910	OTHER RING FOR PISTON VEHICLE CH-87	1,939,924	1,659,952
84099920	OTHER CYLINDER FOR VEHICLES OF CH-87	13,573	16,453
84099930	OTHER CYLINDER BLOCKS FOR VEHICLE CH-87	314,908	294,863
84099940	OTHER CYLINDER HEAD FOR VEHICLES CH-87	59,604	58,449
84099991	CNG KITS FOR VEHICLES OF CH-87	247	606
84099999	OTH PARTS OF ENGINES	3,459,788	3,004,434
84101100	HYDRAULIC, TURBINE, WATER WHEELS AND REGULATORS THEREFORE OF POWER <1000 KW	49,183	65,500
84101200	HYD, TURBN W/WHEEL 1000-10000KW	744,766	778,289

## PCT CHAPTER WISE BREAKUP OF IMPORTS

Rs. In Thousands

HSCODE	COMMODITY	Jul-Jan	Jul-Jan
		2017-18	2018-19
	<b>MACHINERY/ COMPONENTS</b>		
84101300	HYDRAULIC TURBINE,W/WHEEL>10000	11,867	3,466,948
84109010	PARTS FOR MACH HEAD-8410.1100	8,692	2,659
84109090	OTH PART HYD TURBINE&REGULA	1,479,678	776,709
84111200	TURBO-JET THRUST EXCEED25KN	107,242	-
84112100	TURBO-PROPLER NOT EX 1100KW	2,666	-
84118100	OTHER GAS TURBINES OF POWER NOT EXCEEDING 5,000KW	4,940	5,010,990
84118200	OTHER GAS TURBINES OF POWER EXCEEDING 5,000 KW	605,846	1,647,072
84119100	PARTS OF TURBO-JET /PROPELLERS	485	119
84119900	OTHER PARTS OF GAS TURBINES	16,125,600	8,144,730
84121000	REACTION ENGINES OTHER THAN TURBO-JETS	6	333
84122100	LINEAR ACTING (CYLINDERS),HYDRAULIC POWER ENGINES & MOTORS	56,076	75,926
84122900	OTHER HYDRAULIC POWER ENGINES & MOTOR	199,511	357,086
84123100	LINEAR ACTING(CYLINDERS),PNEUMATIC POWER ENGINES & MOTORS	42,602	62,482
84123900	OTHER,PNEUMATIC ENGINES & MOTOR	76,068	84,394
84128010	WIND ENGINES (WIND MILLS).	-	68
84128090	OTHER ENGINES AND MOTOR.	8,702	25,374
84129010	PART MAC H-8412.3900,8412.8010	877	3,241
84129020	FOR MACHINES OF HEADING 8412.1000,8412.2100, 8412.2900 & 8412.3100	10,877	20,579
84129040	PARTS OF WIND ENGINES	1,449	140
84129050	PARTS OF HOT AIR ENGINES	47	-
84129060	PARTS OF COMPRESSED ARI ENGINE	29	631
84129090	OTH PARTS OF ENG / MOTORS	122,887	567,214
84131100	PUMPS FOR DISPENSING FUEL/LUBRICANTS	851,314	823,864
84131910	PUMPS FOR DISPENSING CHEMICALS	142,578	145,875
84131990	OTHER PUMPS FOR DISPENSING CHEMICALS	562,005	287,706
84132000	HAND PUMPS NOT WITH MEASURING DEVICE	17,953	21,946
84133010	DIESEL FUEL INJECTION PUMPS FOR VEHICLES OF CH-87	1,202,156	1,597,335
84133020	OIL PUMP ASSEM VEH H-87019020	11,001	11,859
84133030	OIL PUMP ASSEM M-CARS-H-8703	41,640	16,785
84133040	WA-PUMP ICP ENG M-CAR H-8703,4	16,700	54,305
84133050	W-PUMP ICP ENG VEH H-87019020	301,728	473,838
84133090	OTHER PUMPS FUEL/LUBRICATION/COOLING	571,246	302,750
84134000	CONCRETE PUMP FUEL LUBRICATION	204,714	105,329
84135000	OTHER POSITIVE DISPLACEMENT PUMP	827,130	172,281
84136011	GEARED PUMPS FOR CAR/VEH	-	5,342
84136019	OTH GEARED PUMPS	-	114,847
84136090	OTH ROTARY POS DISP PUMP	191,994	502,043

## PCT CHAPTER WISE BREAKUP OF IMPORTS

Rs. In Thousands

HSCODE	COMMODITY	Jul-Jan	Jul-Jan
		2017-18	2018-19
	<b>MACHINARY/ COMPONENTS</b>		
84137010	SUBMERSIBLE PUMPS	2,055,075	2,655,411
84137090	OTH CENTRIFUGAL PUMPS	2,250,064	3,880,644
84138100	OTH PUMPS	1,309,867	311,976
84138200	LIQUID ELEVATORS	2,874	16,565
84139110	STAINLESS STEEL IMPELLERS OF PUMPS	159,409	169,862
84139120	LASER WELDED CHAMBERS FOR PUMP	19,349	25,508
84139130	OTH PARTS GROUT,ETC PUMPS	99,425	129,622
84139140	OTH PART PUMP FILLSTAT/GARAGE	14,488	37,457
84139150	PLUNGER & PUMP PART OF VEH H87	250,281	273,217
84139190	PARTS OF OTHER PUMPS	2,062,301	1,948,923
84139200	PARTS OF LIQUID ELEVATORS PUMPS	17,153	9,507
84141000	VACUUM PUMPS	237,470	1,170,315
84142000	HAND OR FOOT OPERATED AIR PUMPS	62,404	91,878
84143010	COMPRESSOR USED WITH NON CFC/HCFC GASES	7,513,173	8,798,776
84143020	COMPRESSOR OF VEH CH-87	996,331	1,446,437
84143090	OTHER COMPRESSORS USED IN REFRIGERATING EQUIPMENTS	54,293	72,765
84144000	AIR COMPRESSORS MOUNTED ON A WHEELED CHASSIS FOR TOWING	336,819	566,347
84145110	CEILING FAN	154,752	43,371
84145120	PEDESTAL FAN	47,559	766,647
84145130	TABLE FAN	7,508	3,004
84145140	EXHAUST FAN	49,061	60,750
84145190	OTHER FANS WITH SELF CONTAINED ELECTRIC MOTOR OF OUTPUT NOT EXCEEDING 125W	528,038	194,546
84145910	BLOWERS	95,775	188,113
84145990	OTHER FANS	933,844	774,609
84146000	HOODS HAVING A MAXIMUM HORIZONTAL SIDE NOT > 120CM	219,162	170,273
84148010	PISTON TYPE AIR COMPRESSORS	164,516	173,861
84148020	SCREW COMPRESSORS	848,181	1,261,210
84148030	CNG COMPRESSORS	142,367	-
84148040	AIR CURTAINS	22,208	15,849
84148051	TURBO CHARGERS FOR CAR	201,065	69,406
84148059	OTHER TURBO CHARGERS	-	56,397
84148090	OTH TABLE,FLOOR,WALL,CEILI FAN	3,388,499	1,439,346
84149010	PART MACH H-84141000,8414.3010	53,998	137,407
84149020	PARTS COMPRESSOR REFRI EQUIP	51,295	62,661
84149090	OTHER PARTS OF H-84.14	2,561,645	3,714,527
84151011	WINDOW/WALL TYP AC IN CKD/SKD	-	3,082
84151019	OTH WINDOW/WALL TYPE AC/SPLIT	164,303	282,851

## PCT CHAPTER WISE BREAKUP OF IMPORTS

Rs. In Thousands

HSCODE	COMMODITY	Jul-Jan	Jul-Jan
		2017-18	2018-19
	<b>MACHINARY/ COMPONENTS</b>		
84151021	S-CON AC/SPLIT IN-OUT UT CKD/S	-	19,721
84151029	S-CON AC/SPLIT INER-OUTER UNIT	1,127,079	559,893
84151031	TROP MPS MUL-SYS UNIT>5T CKD/S	-	859
84151039	TROPICAL MPS MUL-SYS UNIT>5TON	367,798	420,880
84151099	OTH AC MACH MOTOR DRIVEN FAN	176,176	152,811
84152010	AC MACH FOR MOTOR-CARS H-8703	268	85
84152090	OTH AC FOR PERSONS USED IN VEH	19,315	15,883
84158110	O-AC INCOR REFR UN VALVE CKD/S	-	36,685
84158190	O-AC INCOR REFRI UNIT VALVE-RE	21,767	40,016
84158210	O- AC INCOR REFRIG UNT CKD/SKD	-	98,662
84158290	O- AC INCOR REFRIGIRATING UNT	1,246,688	254,508
84158310	O-AC NOT INCR REFRIG UNT CKD/S	-	87,712
84158390	O-AC NOT INCROPO REFRIG UNIT	622,871	879,961
84159011	EVAPORATOR COATED/ENAM FOR VEH	730,248	678,680
84159012	EVAPORATORS.FOR VEH-CHAPTER-87	18,921	212,629
84159019	OTH EVAPORATORS	46,287	193,819
84159021	CONDENSORS FOR VEHICLES H87	127,744	144,620
84159029	OTH CONDENSORS	564,101	984,074
84159030	COVERS INNER BODY AC.MACHINES	678,323	787,467
84159091	OT AC PART H84152010,20,30,90	813,594	978,950
84159099	OTH PARTS FOR REFRI/AIRCOND	1,417,877	1,972,096
84161000	FURNACE BURNERS LIQUID FUEL	7,355	1,290
84162000	OTHER FURNACE BURNER INCLUDING COMBINATION BURNERS	158,399	146,620
84163000	MECHANICAL STOKERS GRATES ETC	417,416	405,012
84169000	PART OF BURNERS OTHER ARTICLES OF 7412	93,696	92,403
84171010	KILNS (FURNACE OVEN)	1,597,828	2,402,189
84171090	OTHER FURNACES AND OVEN	1,895,688	1,495,685
84172000	BAKERY OVENS INCLUDING BISCUIT OVEN	265,219	244,005
84178000	OTHER FURNANCE AND OVENS	656,592	544,537
84179000	PARTS OF INDUSTRIAL OR LABORATORY FURNACE	269,160	288,871
84181010	COMB REFRIG-FREEZ W-DOOR CKD/S	-	577
84181090	COMBINED REFRIG-FREEZE W-DOORS	348,305	358,601
84182110	REFRIG H-HOLD COMP TYP CKD/SKD	-	1,380
84182190	REFRIGES H-HOLD COMPRESS TYPE	481,874	115,710
84182990	OTH REFRIGERATOR HOUSHOLD TYP	234,020	85,971
84183010	FREZERS CHEST TYP-800CAP CKD/S	-	1,283
84183090	FREEZERS CHEST TYPE-800 I CAPA	56,652	40,923

## PCT CHAPTER WISE BREAKUP OF IMPORTS

Rs. In Thousands

HSCODE	COMMODITY	Jul-Jan	Jul-Jan
		2017-18	2018-19
	<b>MACHINERY/ COMPONENTS</b>		
84184010	FREEZER UPRIGHT TYP-900CAP C/S	-	4,582
84184090	FREEZERS UPRIGHT TYP-900 ICAPA	111,179	65,418
84185000	OTHER REFRIGERATOR/FREEZERS CHEST, CABINET, DISPLAY COUNTERS, SHOW CASES ETC	117,663	110,286
84186100	HEAT PUMPS O/T AIR CONDIT MACH	193,462	5,319
84186910	MILK CHILER ABOVE 3000 LTR CAP	4,487	1,607
84186920	REFRIGERATIN MACH WITH ENGIN	78,906	173,947
84186939	OTH WATER DISPENSER	152,300	63,201
84186940	REFRIG OUT DOOR CABNIT ELEC	-	269,942
84186990	OTH REFRIGERATIN, FREEZING MACH	2,151,710	3,168,467
84189100	FURNITURE REFRIGERATING/FREEZING EQUIPMENT	11,935	20,329
84189910	EVAPORATORS,	1,050,357	1,304,867
84189920	CONDENSORS,	523,445	586,110
84189930	PARTS MILK CHILLER MACH > 3000LT	6	204
84189990	OTHER PARTS OF REFRIGERATORS/FREEZERS	768,561	908,159
84191110	INST GAS WATER HEATER N-EL C/S	-	21,079
84191190	OTH INST GAS WATER HEATER N-EL	569,455	570,629
84191990	O-INST STRAGE WATER HETER N-EL	93,012	19,970
84192000	MEDICAL SURGICAL LABORATORY STERILISERS	438,995	491,232
84193100	DRYERS AGRICULTURAL PRODUCTS	19,746	233,500
84193200	DRYERS FOR WOOD, PAPER PULP, PAPER OR PAPER BOARD	75,133	62,845
84193900	OTHER DRYERS	786,768	617,100
84194000	DISTILLING RECTIFYING PLANT	51,778	124,764
84195000	HEAT EXCHANGE UNITS	8,818,925	3,736,371
84196010	MIST ELIMINATOR	4,174	1,915
84196090	OTH MACH FOR LIQUIFYING AIR/GA	311,241	883,631
84198100	OTHER MACHINERY PLANT EQUIPMENT FOR HOT DRINKS/COOKING OR HEATING FOOD	380,221	533,815
84198910	COOLING TOWERS	602,767	786,042
84198990	OTH MACHINES AND PLANTS	6,870,314	10,644,811
84199010	PART DRYERS, AGRI, AIR GAS MACH	38,321	28,021
84199020	PART DRYERS, DISTILLING PLANT	21,584	361
84199090	OTH PARTS MACH, PLANT, LAB EQUIP	706,997	1,487,246
84201000	CALENDERING OR OTHER ROLLING MACHINES	128,803	45,178
84209100	CYLINDERS (FOR CALENDERING MACHINE)	10,831	14,396
84209900	OTHER PARTS OF CALENDERING MACHINE	60,698	61,623
84211100	CREAM SEPARATORS	703	841
84211200	CLOTHES-DRYERS	120,387	74,650
84211900	OTHER CENTRIFUGES INCLUDING DRYER	1,496,888	383,285



## PCT CHAPTER WISE BREAKUP OF IMPORTS

Rs. In Thousands

HSCODE	COMMODITY	Jul-Jan	Jul-Jan
		2017-18	2018-19
	<b>MACHINARY/ COMPONENTS</b>		
84212100	FILTERING PURIFYING MACHINERY & APPARATUS FOR LIQUIDS	3,662,459	3,245,657
84212200	FILTERING MACHINERY FOR BEVERAGES	27,996	38,223
84212310	OIL FILTER M-VEH H-8703,4,8711	120,348	144,102
84212320	OTH FUEL FILTER VEH H-87019020	2,687	2,193
84212390	OTH OIL/PETROL FILTERS FOR ENG	289,389	509,641
84212900	OTHER FILTER MACHINERY APPARATUS NES	2,252,788	981,584
84213110	INTAKE AIR FILT VEH H-8703,11	28,877	18,129
84213190	OT FILTERING/PURIFYING MAH,GAS	506,565	558,858
84213910	FILTER DRIERS USED WITH NON CFC REFRIGERANT GASES	223,122	232,997
84213920	FILTER DRIERS CFC REFRIGERANT GASES	36,463	11,957
84213930	MIST ELEMATOR FILTERING MACHINERY	114,544	39,329
84213940	AIR FILTER FOR PURIFYING GASES	268,817	362,707
84213950	FILTER BAGS FOR GASES	199,062	85,802
84213990	OTHER FILTERING PURIFYING MACHINERY GASES	1,616,385	1,780,738
84219110	PART CREAM SEPARATOR MACH/OTH	248,571	264,609
84219190	OTHER PARTS OF CENTRIFUGES	727,700	642,272
84219910	PAR MA H-8412.3910,..3920,..3930	7,893	31,023
84219990	OTH PART PURIFYING MACH L /GAS	4,360,024	903,402
84221100	DISH WASHING MACHINE HOUSE TYPE	33,772	28,890
84221900	OTHER DISH WASHING MACHINE OF HOUSEHOLD TYPE	8,104	31,889
84222000	MACHINERY FOR CLEANING OR DRYING BOTTLES OR OTHER CONTAINERS	54,858	105,127
84223000	MACHINERY FOR FILLING/CLOSING/SEALING OR LABELLING BOTTLE	4,853,895	5,555,198
84224000	OTHER PACKING WRAPPING MACHINE	2,597,912	3,836,481
84229010	PARTS DISH WASHING MACHINE	1,244	11,603
84229090	OT PART FILLING/PACK/WARP MACH	1,344,212	1,823,037
84231000	PERSONAL WEIGHING MACHINES	78,301	67,640
84232000	SCALES FOR CONTINUOUS WEIGHING OF GOODS ON CONVEYORS	44,070	49,174
84233000	CONSTANT WEIGHT SCALES/HOPPER	76,099	64,206
84238100	OTHER WEIGHT MACHINERY WITH CAPACITY NOT EXCEEDING 30KG	120,400	82,370
84238200	OTHER WEIGHT MACHINERY >30 BUT <5000 KG CAPACITY	560,021	472,189
84238900	OTHER WEIGHING MACHINERY	202,066	256,202
84239000	WEIGHT MACHINE OF ALL KINDS & PARTS	106,078	115,286
84241000	FIRE EXTINGUISHERS WHETHER OR NOT CHARGED	531,466	798,224
84242010	SPRAY GUNS& APPLI AGRICULTURE	351,878	414,130
84242020	SPRAY GUNS/APPL FOR INDUSTRY	248,470	115,988
84242090	OTH SPRAY GUNS & APPLIANCES	113,733	577,545
84243000	STEAM OR SAND BLASTING MACHINES AND SIMILAR JET PROJECTING MACHINES	98,251	163,436

## PCT CHAPTER WISE BREAKUP OF IMPORTS

Rs. In Thousands

HSCODE	COMMODITY	Jul-Jan	Jul-Jan
		2017-18	2018-19
	<b>MACHINERY/ COMPONENTS</b>		
84244100	AGRI PORTABLE SPRAYERS	485	709
84244900	OTH AGRI/HORTI SPRAYERS	6,881	6,283
84248200	OTH AGRI. & HORTI APPLIANCES	302,454	368,683
84248900	OTHER APPLIANCES PROJECTING/DISPERSING/SPRAYING LIQUIDS	1,561,441	1,217,524
84249010	PART MAC H-8424.2010,3000,8100	17,229	37,649
84249090	OTH PART SRAYING/BLASTING MACH	230,013	459,761
84251100	PULLEY TACKLE HOISTS POWERED BY ELECTRIC MOTOR	245,970	312,295
84251900	OTHER PULLEY TACKLE WINCHES & CAPSTANS	157,443	97,360
84253100	OTHER WINCHES,CAPSTANS POWERED BY ELECTRIC MOTOR	59,732	33,630
84253900	OTHER WINCHES CAPSTANS	155,210	144,062
84254100	BUILT IN JACKING SYSTEMS OF A TYPE USED IN GARAGES	21,946	59,936
84254200	OTHER JACKS AND HOISTS HYDRAULIC	408,273	1,040,482
84254900	OTHER MECHANICAL HANDING EQUIPMENT	12,891	27,052
84261110	OVER HEAD TRAVELLING CRANES ON FIXED SUPPORT NOT EXCEEDING 400 METRIC TONS	165,889	980,643
84261190	OTHER OVER HEAD TRAVELLING CRANES ON FIXED SUPPORT	511,599	596,235
84261210	MOBILE LIFTING FRAMES ON TYRES AND STRADDLE CARRIERS NOT EXCEEDING 20 T	29,493	33,095
84261290	OTHER MOBILE LIFTING ON TYRES	718,539	72,362
84261910	CRANES UPTO 400 METRIC TON	221,128	55,920
84261990	OTHER OVER HEAD TRAVELLING,TRNSPORTER,GANTRY CRANES	1,456,584	122,099
84262000	TOWER CRANES	529,457	456,420
84263000	PORTAL OR PEDESTAL JIB CRANES	256	8,345
84264100	OTHER MACHINERY SELF PROPELLED ON TYRES	538,678	121,451
84264900	OTHER MACHINERY SELF PROPELLED	1,762,273	169,473
84269100	OTHER MACHINERY DESIGNED FOR MOUNTING ON ROAD VEHICLES	24,974	27,620
84269900	OTHER MACHINERY NOT SELF PROPELLED	3,951	171,256
84271000	SELF PROPELLED TRUCK POWERED BY AN ELECTRIC MOTOR	375,491	461,547
84272010	FORK LIFT TRUCKS OF CAPACITY NOT EXCEEDING 3 TON	368,496	442,268
84272090	OTHER SELF PROPELLED TRUCK	953,039	591,626
84279000	OTHER WORK TRUCK FITTED WITH LIFTING/HANDLING EQUIPMENT	231,733	148,917
84281010	PANSSENGER LIFT	1,890,419	2,367,759
84281020	OTHER LIFTS AND SKIP HOISTS	25,467	146,919
84282000	PNEUMATIC ELEVATORS & CONVEYORS	230,426	206,292
84283200	OTHER ELEVATOR/CONVEYOR BUCKET TYPE	120,182	154,020
84283300	OTHER ELEVATOR/CONVEYOR BELT TYPE	853,103	2,134,566
84283910	ELEVAT/CONVEYORS-CEMENT PLANT	1,956,856	2,212,044
84283990	OTH CONVEYORS FOR GOODS/MATERI	703,708	617,321
84284000	ESCALATORS & MOVING WALKWAYS	2,242,414	508,522

## PCT CHAPTER WISE BREAKUP OF IMPORTS

Rs. In Thousands

HSCODE	COMMODITY	Jul-Jan	Jul-Jan
		2017-18	2018-19
	<b>MACHINERY/ COMPONENTS</b>		
84286000	TELEFERICS CHAIR-LIFT,SKI DRAGLINES, TRACTION MECHANISMS FOR FURNICULARS	64,246	16,369
84289020	HYDRAULIC LIFT ASS OTH VEHICLE	317	-
84289090	OTH HYDRAULIC LIFT ASSEMBLY	1,641,848	1,618,910
84291100	TRACK LAYING BULLDOZER/ANGLEDZERS	496,401	202,662
84291900	OTHER; BULLDOZERS/ANGLEDZERS/TRACK LAYING	647,456	251,904
84292000	GRADERS AND LEVELLERS	615,626	325,616
84293000	SCRAPERS	248	321
84294000	TAMPING MACHINE & ROAD ROLLERS	2,143,532	355,226
84295100	FRONT-END SHOVEL LOADERS	2,166,985	1,395,817
84295200	MACHINERY WITH A 360 REVOLVING SUPER STRUCTURE	194,001	162,718
84295900	OTHER MECHANICAL SHOVALS,EXCAVATORS AND SHOVAL LOADERS	8,351,212	4,721,527
84301000	PILE-DRIVERS /PILE-EXTRACTORS	38,034	18,441
84302000	SNOW-PLOUGHS AND BLOWERS	4,779	-
84303100	SELF-PROP COAL ROCK CUTTER	44,460	36,885
84303900	OTHER SELF PROPELLED COAL/ ROCK CUTTER	13,250	33,166
84304100	OTHER BORING OR SINKING MACHINERY SELF-PROPELLED	307,673	375,730
84304900	OTHER BORING/SINKING MACHINERY NOT SELF PROPELLED	3,117,103	5,857,032
84305000	OTHER MACHINERY SELF PROPELLED	30,348	334,607
84306100	TAMPING OR COMPACTING MACHINERY NOT SELF PROPELLED	49,268	40,699
84306900	OTHER MACHINERY NOTSELF-PROPELLED	92,982	96,145
84311000	PARTS MACHINERY HEADING 84.25	174,984	91,829
84312000	PARTS MACHINERY HEADING 84.27	72,615	132,866
84313100	PARTS OF LIFTS,SKIP HOISTS & ESCALATORS	239,024	373,613
84313900	OTHER PARTS LIFTING/HANDLING/LOADING MACHINERY	1,174,276	1,398,044
84314100	BUCKETS SHOVELS GRABS & GRIPS	62,701	12,716
84314200	BULLDOZER OR ANGLEDZER BLADES	3,165	1,620
84314300	PARTS FOR BORING/SINKING MACHINERY OF SUBHEADING 8430.41 OR 8430.49	1,797,591	2,010,464
84314900	PART MACHINERY HEADING 84.26,84.29-30	2,742,408	3,300,850
84321010	CHISEL PLOUGHS	64	351
84321090	OTHER PLOUGHS	1,852	1,334
84322100	DISC HARROWS	16,571	1,233
84322910	CULTIVATORS	8,542	2,636
84322990	OTHER CULTIVATORS	1,286	4,297
84323100	NO-TILL SEEDER,PLANTER,TRANS	3,314	12,432
84323900	OTH PLANTERS & TRANSPLANTERS	4,133	9,290
84324100	MANURE SPREADERS	1,564	101
84324200	FERTILISER DISTRIBUTORS	-	2,763

## PCT CHAPTER WISE BREAKUP OF IMPORTS

Rs. In Thousands

HSCODE	COMMODITY	Jul-Jan	Jul-Jan
		2017-18	2018-19
	<b>MACHINARY/ COMPONENTS</b>		
84328010	ROTAVATORS	1,545	27
84328090	OTHER ROTAVATORS	161,162	439,969
84329000	PARTS AGRICULTURAL,HORTICULTURAL MACHINERY	157,043	255,668
84331100	LAWN MOVERS FOR PARKS/SPORTS GROUND	4,004	3,320
84331900	OTHER MOVER FOR LAWN PARKS SPORTS GROUNDS	14,459	8,227
84332000	OTHER MOWERS INCLUDING CUTTER BARS FOR TRACTOR MOUNTING	25,428	13,613
84333000	OTHER HAY MAKING MACHINERY	7,407	10,541
84334000	STRAW OR FODDER BALER INCLUDING PICK-UP BALER	74,899	74,644
84335100	COMBINE HARVESTER-THRESHERS	746,718	1,029,572
84335200	OTHER THRESHING MACHINERY	83,244	1,759
84335900	OTHER HARVESTING MACHINES	250,792	410,475
84336000	MACHINES FOR CLEANING, SORTING OR GRADING EGGS, FRUIT, OTHER AGRICULTURAL PRODUCE	24,049	400,493
84339000	PARTS; MACHINES FOR CLEANING/SORTING OR GRADING EGGS ETC	77,204	98,166
84341000	MILKING MACHINES	47,584	34,971
84342000	DAIRY MACHINERY	218,671	35,809
84349000	PARTS OF MILKING/DAIRY MACHINERY	59,151	54,798
84351010	MACH FOR BEVERAGE MANUFACT	-	3,499
84351090	OTH MACH FOR BEVERAGE MANF	6,841	1,023
84359000	PART OF JUICE EXTRACTING MACHINERY	1,931	16,178
84361000	MACHINERY FOR PREPARING ANIMAL FEEDING STUFFS	290,477	633,604
84362100	POULTRY INCUBATORS & BROODERS	180,214	286,705
84362900	OTHER POULTRY KEEPING MACHINERY	1,060,495	2,871,208
84368000	OTHER MACHINERY	1,814	20,345
84369100	PARTS POULTRY KEEPING MACHINERY OR POULTRY INCUBATORS AND BROODERS	30,081	48,951
84369900	OTHER PART OF AGRICULTURAL/HORTICULTURAL MACHINERY	139,132	136,816
84371000	MACHINES FOR CLEANING, SORTING OR GRADING SEED, GRAIN, DRIED LEGUMINOUS VEGETABLES	496,473	743,689
84378000	OTHER MACHINERY	677,846	597,798
84379000	PARTS OF MACHINE USE IN MILLING INDUSTRY	314,842	367,270
84381000	BAKERY MACHINERY & MANUFACTURING MACARONI, SPAGHETTI	2,946,470	1,556,466
84382000	MACHINERY FOR MANUFACTURE OF CONFECTIONERY, COCOA OR CHOCOLATE	560,928	356,520
84383010	CRUSHERS FOR SUGARCANE	62	489
84383090	OTH MACH FOR SUGAR MANF	14,683	40,330
84384000	BREWERY MACHINERY	275	149
84385000	MACHINERY FOR PREPARATION OF MEAT/POULTRY	117,967	270,397
84386000	MACHINES FOR PREPERATION OFFRUIT/NUTS/ VEGETABLES.	109,860	432,152
84388010	OTH MACH FOR CEREAL FOOD MANF	2,929	5,392
84388020	OTH MACH FOR FISH PREPARATION	23,143	3,556

## PCT CHAPTER WISE BREAKUP OF IMPORTS

Rs. In Thousands

HSCODE	COMMODITY	Jul-Jan	Jul-Jan
		2017-18	2018-19
	<b>MACHINARY/ COMPONENTS</b>		
84388090	OTH MACHINERY OF OTH	626,767	878,664
84389010	PARTS OF MACHINES OF HEADING 8438.3000 & 8438.4000	4,843	5,284
84389090	OTH PART FOOD/DRINK MAKE MACH	432,886	411,689
84391000	MACHINERY FOR MAKING PULP OF FIBROUS CELLULOSIC MATERIAL	34,583	94,251
84392000	MACHINERY FOR MAKING PAPER OR PAPER BOARD	197,932	240,901
84393000	MACHINERY FOR FINISHING PAPER OR PAPER BOARD	91,709	92,752
84399100	PARTS OF MACHINERY FOR MAKING PULP OF FIBROUS CELLULOUS MATERIAL	31,113	58,806
84399900	OTHER PARTS OF MACHINERY PAPER OR PAPER BOARD	308,739	700,052
84401000	BOOK BINDING MACHINERY INCLUDING BOOK SEWING MACHINES	125,000	54,825
84409000	PARTS OF BOOK BINDING MACHINERY	77	887
84411000	CUTTING MACHINES	461,724	680,151
84412000	MACHINES MAKING BAGS,SACKS/ENVELOPES	763,681	32,501
84413000	MACHINES MAKING CARTONS,BOXES,TUBES ETC	133,927	62,644
84414000	MACHINES MOULDING ARTICLE PAPER PULP,PAPER OR PAPER BOARD	132,268	171,204
84418000	OTHER MACHINES FOR MAKING PAPER&PAPER BOARD	180,820	215,563
84419010	PART MAC H-8441.1000,8441.4000	15,107	72,395
84419090	OTH PART PULP/PAPRE MKING MACH	93,667	103,745
84423000	OTHER MACHINERY APPARATUS & EQUIPMENT	107,752	67,235
84424000	PARTS BOOK BINDING MACHINERY	11,338	10,971
84425000	PRINT TYPE BLOCK PLATE L/GRAPH	89,330	105,957
84431100	OFF SET PRINTING MACHINERY REEL-FED	135,355	22,368
84431200	SHEET FED, OFFICE TYPE	48,063	3,028
84431300	OTH OFFSET PRINTING MACHINERY	951,493	1,396,250
84431400	LETTERPRESS PRI-MACH REEL FED	23,628	21,502
84431500	LT-PRESS P-MACH O/T R-FED,FLEX	-	23,961
84431600	FLEXOGRAPHIC PRINTING MACHIN	560,987	257,741
84431700	GRAVURE PRINTING MACHINERY	204,674	643,329
84431910	HOT STAMPING MACHINES	17,559	20,368
84431920	LABEL PRINTING /EMPOSSING MACH	40,534	43,307
84431930	OTH FLAT BED PRINTING PRESSES	5,923	6,340
84431940	OTH PROOF PRESSES	3,885	190
84431951	PRINT/DES MACH ON COTTON TEX.	1,487,905	2,433,100
84431959	OTH PRINT/DESIGN MACH	8,256	4,198
84431990	OTH MACH PRINT REPETITIVE WORD	600,806	429,069
84433100	FAXPRINTERS &COPIERS COMBINED	318,544	375,856
84433210	DOT MATRIX PRINTER FOR DP MACH	133,348	102,074
84433220	INK JET PRINTER FOR DP MACHINE	218,610	276,924

## PCT CHAPTER WISE BREAKUP OF IMPORTS

Rs. In Thousands

HSCODE	COMMODITY	Jul-Jan	Jul-Jan
		2017-18	2018-19
	<b>MACHINARY/ COMPONENTS</b>		
84433230	LASER JET PRINTERS	615,185	548,914
84433240	LINE PRINTER	18,091	3,326
84433250	LETTER QUALITY DAISY W.PRINTER	1,562	-
84433260	FACSIMILE MACHINE	7,077	7,026
84433290	O-MACH CAPABLE TO CONNECT DPM	201,490	168,353
84433910	PHOTOCOPYING APPA FOR DP MACH	516,322	450,673
84433990	OTH PHOTOCOPYING APPARATUS	189,855	248,077
84439100	PART P-MACH PRINT BY PLATE/CYL	163,785	223,958
84439910	AUTOMATIC DOC FEEDER OF COPIER	4,723	1,262
84439920	OT PAPER FEEDER OF PHOTOCOPIER	859	1,150
84439930	OTH SORTERS OF PHOTOCOPIER	7,980	-
84439940	OTH PARTS OF PHOTOCOPIER	78,719	82,363
84439950	TONER,INK CART OF COMP PRINTER	227,781	188,569
84439990	OTH PARTS OF HEAD 84.42	433,309	718,172
84440000	MACHINES FOR EXTRUDING, CUTTING MAN MADE TEXTILE MATERIAL	139,006	452,614
84451100	CARDING MACHINES	1,097,387	1,703,686
84451200	COMBING MACHINES	791,757	450,928
84451300	DRAWING /ROVING MACHINES	1,296,405	1,275,441
84451910	OTH BLOW ROOM MACHINERY	661,594	976,631
84451990	OTH MACH PREPARING TEXT FIBRES	109,273	131,937
84452000	TEXTILE SPINNING MACHINES	5,906,883	7,221,833
84453000	TEXTILE DOUBLING OR TWISTING MACHINES	311,523	693,773
84454010	WEFT WINDING MACHINE	436,749	284,475
84454020	CONE/BOBBIN WINDING MACHINES	889,547	466,666
84454030	REELING MACHINES	3,344	2,946
84454090	OTHER TEXTILE WINDING MACHINE	989,786	903,470
84459000	OTHER MACHINERY,TEXTILE FIBRE	2,172,776	2,522,846
84461000	WEAVING MACHINES FABRICS WIDTH NOT > 30 CM	6,035	9,308
84462100	POWER LOOM FOR WEAVING FABRICS OF WIDTH EXCEEDING 30CM, SHUTTLE TYPE	19,930	32,557
84462900	OTHER MACHINES(LOOMS)	732,211	455,432
84463000	WEAVING MACHINES FABRIC OF WIDTH >30CM SHUTTLELESS TYPE	3,659,184	4,376,181
84471100	CYLINDER DIAMETER NOT EXCEEDING 165 MM	542,763	1,528,499
84471200	CYLINDER DIAMETER EXCEEDING 165 MM	489,875	558,061
84472000	FLAT KNITTING MACHINES,STITCH-BONDING MACHINES	177,971	201,813
84479010	MULTI HEAD EMBROIDERY MACHINES	4,016,906	3,249,169
84479090	OTH CIRCULAR KNITTING MACHING	154,380	354,744
84481100	DOBBIES JACQUARD,COPYING,PUNCHING OR ASSEMBLING MACHINES ETC	157,995	293,332

## PCT CHAPTER WISE BREAKUP OF IMPORTS

Rs. In Thousands

HSCODE	COMMODITY	Jul-Jan	Jul-Jan
		2017-18	2018-19
	<b>MACHINARY/ COMPONENTS</b>		
84481900	OTHER AUXILARY MACHINES HD 84.44-47	1,078,144	825,536
84482000	PARTS&ACCESORIES MACHINES OF HEADING 84.44 OR OF THEIR AUXILIARY MACHINERY	77,913	93,215
84483110	TOPS & FLATS CARD CLOTHING	367,013	452,856
84483190	OTHER CARD CLOTHING	336,900	449,860
84483200	PART ACCESORY MACHINES TEXTILE FIBRE	45,925	49,140
84483310	SPINDLE FLYER RING TRAVLLERS	351,828	498,370
84483320	SPINDLES TEXTILE MACHINES	193,556	161,147
84483330	SPINNING RINGS	171,353	239,056
84483900	OTHER PARTS&ACCESSORIES 84.45	1,122,808	1,192,478
84484210	REEDS FOR LOOMS	75,953	59,280
84484290	OTHER HEALDS & HEALDS FRAME	103,309	68,031
84484910	SHUTTLES	27,508	1,455
84484990	OTH PART ACCESSORIES WEAV MACH	409,146	538,190
84485100	SINKERS NEEDLES & OTHER ARTICLES	327,828	198,911
84485900	OTHER PART ACCESSORY MACHINES HEAD 84.47	247,138	214,762
84490000	MACHINERY FOR MANUFACTURING OR FINISHING OF FELT OR NON WOVENS	66,111	119,140
84501110	WASH MACH FUL-AUT NOT>10KG C/S	-	131,116
84501190	OTH WASHIN MACH FUL-AUT NOT>10	805,026	298,529
84501210	O-MAC BUILT-CENTRIF DRIER C/SK	-	13,372
84501290	O-MACH BUILT-CENTRIFUGAL DRIER	106,643	21,971
84501919	OTH WASH MACH SEMI AUTO<10KG	-	106,389
84501999	O-MACH DRY LINE CAPA -NOT>10KG	93,833	37,800
84502010	MACH DRY LINE CAP>10KG CKD/SKD	-	11,241
84502090	MACHINE DRY LINE CAP EXCE10KG	68,835	37,697
84509000	PARTS FOR HOUSE HOLD OR LAUNDRY TYPE WASHING MACHINE	174,950	477,839
84511000	DRY-CLEANING MACHINES	49,943	228,086
84512900	OTHER DRYING MACHINES	757,695	774,773
84513000	IRONING MACHINES & PRESSES(INCLUDING FUSING PRESSES)	113,571	114,763
84514010	WASHING MACHINE (INDUSTRIAL)	625,479	794,887
84514020	BLEACHING MACHINE	156,806	240,266
84514030	DYEING MACHINE	887,237	1,541,608
84515000	MACHINES FOR REELING UNREELING FOLDING ETC	272,799	330,707
84518010	COATING OR LAMINATING MACHINES	185,636	98,958
84518020	FLOCKING MACHINES	142,376	1,373
84518030	DRESSING AND FINISHING MACHINE	317,913	254,357
84518040	MERCERIZING MACHINE	279,674	660,882
84518050	SANFORIZING MACHINES	205,377	87,959

## PCT CHAPTER WISE BREAKUP OF IMPORTS

Rs. In Thousands

HSCODE	COMMODITY	Jul-Jan	Jul-Jan
		2017-18	2018-19
	<b>MACHINARY/ COMPONENTS</b>		
84518060	STENTERING MACHINES	572,424	376,231
84518070	SHRINKING MACHINES	154,175	200,270
84518090	OTHER MACHINES FOR WRINGLING/PASTING	2,254,702	1,556,156
84519000	PARTS FOR DRY CLEAN/DYEING MACHINES	317,921	300,094
84521010	SEWING MACHINES HOUSE-HOLD MACHINES CKD/SKD CONDITION	937	102
84521090	OTHER SEWING MACHINES HOUSEHOLD TYPE	144,655	79,671
84522100	AUTOMATIC UNITS SEWING MACHINE	187,619	121,180
84522900	OTHER SWING MACHINES INDUSTRIAL	1,784,691	2,640,566
84523000	SEWING MACHINE NEEDLES	95,037	113,470
84529020	FURNITURE,BASES COVER SEWI MAC	19,543	22,512
84529030	PARTS OF MACH-HEAD 8452.1090	44,997	32,235
84529090	OTH PARTS OTH SEWING MACHINE	161,420	206,481
84531000	MACHINES FOR PREPARING,TANNING OR WORKING HIDE,SKIN OR LEATHER	321,261	164,096
84532000	MACHINERY FOR MAKING/REPAIRING FOOTWEAR	295,631	288,325
84538000	OTHER MACHINES FOR REPAIRING HIDES-SKINS/LEATHER	28,319	24,104
84539000	PARTS OF MACHINE,TANNING,FOOTWEAR	74,350	77,672
84541000	CONVERTERS	10,423	528
84542000	INGOT MOULDS & LADLES	14,824	53,564
84543000	CASTING MACHINES	565,647	840,811
84549000	PARTS OF CONVERTERS LADLES ETC	129,321	202,332
84551000	TUBE MILLS	113,750	193,922
84552100	HOT OR COMBINATION HOT&COLD ROLLING MILLS	780,027	831,298
84552200	COLD, ROLLING MILLS	305,012	2,467,655
84553010	CAST IRON ROLLS OF DIAMETER NOT>91.44CM	36,613	24,339
84553090	OTHER ROLLS FOR ROLLING MILLS	210,357	1,126,617
84559000	OTHER PARTS METAL ROLLING MILLS	108,071	315,458
84561110	MACH OPERATED BY LASER	12,059	58,769
84561190	OTH MACH OPERATED BY LASER	53,807	222,088
84561210	MACH OPERATED BY PHOTON BEAM	-	6,798
84561290	OTH MACH OPER BY PHOTON BEAM	38,381	56,794
84562010	MACH FOR DRY-ETCHING PATTERNS	-	712
84562090	O-MACH OPERAE ULTRASONIC PROCE	23,408	4,910
84563000	MACHINE TOOLS WORKING BY ELECTRO DISCHARGE PROCESSES	26,008	73,653
84564000	MA OPER BY PLASMA ARC PROCESS	-	3,284
84565000	WATER-JET CUTTING MACHINES	-	475
84569000	O-MAC TOOL REMOV MATE BY LASER	25,371	96,879
84571000	MACHINING CENTRE FOR WORKING METAL	221,649	388,922



## PCT CHAPTER WISE BREAKUP OF IMPORTS

Rs. In Thousands

HSCODE	COMMODITY	Jul-Jan	Jul-Jan
		2017-18	2018-19
	<b>MACHINARY/ COMPONENTS</b>		
84572000	UNIT CONSTRUCTION MACHINES METAL	37,147	3,823
84573000	MULTI STATION TRANSFER MACHINES WORKING METAL	23,337	13,713
84581100	HORIZONTAL LATHES NUMERICALLY CONTROLLED	151,909	88,740
84581900	OTHER, HORIZONTAL LATHES	250,115	282,586
84589100	OTHER LATHES NUMERICALLY CONTROLLED	147,652	83,194
84589900	OTHER LATHES REMOVING METALS	449,314	106,464
84591000	WAY TYPE UNIT HEAD MACHINES	18,420	12,607
84592100	OTHER DRILLING MACHINES NUMERICALLY CONTROLLED	5,303	32,471
84592910	DRILLING MACHINES CAPACITY UPTO 62MM IN CAST IRON& 50MM IN STEEL	18,239	18,647
84592990	OTHER DRILLING MACHINES	160,290	94,872
84593100	OTHER BORING/DRILLING MACHINES NUMERICALLY CONTROLLED	7,445	19,441
84593910	VERTICAL BORING,MILLING MACHINES CAPACITY 25MM	4,284	208
84593990	OTHER BOARING-MILLING MACHINES	108,174	78,215
84594100	OTH BROING MACH NUMERCAL CONT	13,069	14,122
84594900	OTHER BORING MACHINES	142,428	7,573
84595100	MILLING MACHINES KNEE TYPE NUMERICALLY CONTROLLED	9,428	2,802
84595910	HORIZONTAL,VERTICAL OR UNIVERSAL VERSIONS MILLING MACHINES	6,895	4,257
84595990	OTHER MILLING MACHINES KNEES TYPE	35,601	31,883
84596100	OTHER MILLING MACHINES NUMERICALLY CONTROLLED	7,083	56,696
84596910	VERTICAL TURRET MILLING MACHINES	2,064	27,630
84596920	UNIVERSAL ENGRAVING MACHINE WITH CLAMPING AREA 500X200MM	1,394	170
84596990	OTHER MILLING MACHINES	113,838	65,209
84597010	OTHER THREADING/TAPPING MACHINES NUMERICALLY CONTROLLED	84	4,108
84597090	OTHER THREADING/TAPPING MACHINES	14,048	35,881
84601200	F.SURFACE GRIND MACH NUM CONTR	-	557
84601900	FLAT SURFACE GRINDING MACHINES NOT NUMERICALLY CONTROLLED	46,292	45,269
84602300	CYLINDRICAL GRI MAC, NUM CNT	-	6,247
84602900	GRINDING MACHINES ACCURACY AT LEAST 0.01MM	23,519	14,445
84603100	SHARPENING MACHINES NUMERICALLY CONTROLLED	56	280
84603900	OTHER SHARPENING MACHINES NUMERICALLY CONTROLLED	20,957	1,315
84604000	HONING OR LAPPING MACHINES	41,038	18,873
84609010	BENCH TYPE GRINDING MACHINE	3,547	4,540
84609090	MACHINE TOOLS FOR DEBURRING/POLISHING	311,678	51,623
84612010	SHAPING MACHINES STROKE UPTO 45 CM	-	7,620
84612090	OTHER SHAPING/SLOTTING MCHINES	22,361	18,562
84613000	BROACHING MACHINES	1,744	10,574
84614000	GEAR CUTTING,GRINDING/GEAR FINISHING MACHINES	83,777	52,980

## PCT CHAPTER WISE BREAKUP OF IMPORTS

Rs. In Thousands

HSCODE	COMMODITY	Jul-Jan	Jul-Jan
		2017-18	2018-19
	<b>MACHINARY/ COMPONENTS</b>		
84615010	HIGH SPEED HACKSAW MACHINES DIAMETER 17.5CM, BLADES OF LENGTH NOT>45CM	34,774	19,016
84615090	SAWING OR CUTTING OFF MACHINES	209,689	129,450
84619000	MACHINES TOOLS FOR METAL WORKING	56,656	38,755
84621010	FORGING NON-ALIE STAMPING MACHINE & HAMMERS	6,751	162,483
84621090	OTHER FORGING/DIE STAMPING MACHINES & HAMMERING	78,139	172,783
84622100	BEND,FOLD,ETC MACHINES NUMERICALLY CONTROLLED	39,819	184,877
84622900	NON NUMERICALLY CONTROLLED BENDING,FOLDING MACHINES	215,703	338,594
84623100	SHEARING MACHINES NUMERICALLY CONTROLLED	6,108	11,615
84623900	OTHER SHEARING MACHINES NOT NUMERICALLY CONTROLLED	64,202	64,153
84624100	PUNCHING/NOTCHING MACHINES NUMERICALLY CONTROLLED	11,317	76,749
84624900	OTHER PUNCHING/NOTCHING MACHINES INCLUDING SHEARING	273,334	156,298
84629110	HYDRAULIC PRESSES OF PRESSURE < 60.963 MT	4,930	430,180
84629190	OTHER, HYDRAULIC PRESSES	225,241	278,125
84629900	OTHER PRESSES FOR WORKING METAL	381,715	401,208
84631000	DRAW-BENCH FOR BARS,TUBES WIRE	82,770	35,226
84632000	THREADING ROLLING MACHINES	30,301	13,033
84633000	MACHINES FOR WORKING WIRE	97,816	95,902
84639000	OTHER MACHINE TOOL WORKING METALS	148,636	126,494
84641000	SAWING MACHINES	72,643	50,185
84642010	GRINDING MACHINES	25,273	42,649
84642090	POLISHING MACHINES	113,896	62,343
84649000	OTHER MACHINE TOOLS WORKING STONE/CERAMICS/CONCRETE	525,720	248,712
84651000	MACHINE FOR MECHANIC OPERATION	1,348	10,835
84652000	MACHINING CENTRES	-	830
84659110	HACKSAW MACHINE BLADES < 45.7CM	304	3,631
84659190	OTHER, SAWING MACHINES	17,210	48,579
84659200	PLAN MILL MOULD MACHINE	9,421	9,715
84659300	GRINDING SANDING POLISHING MACHINES	40,843	47,987
84659400	BENDING OR ASSEMBLING MACHINES	11,082	26,954
84659500	DRILLING OR MORTICING MACHINES	25,271	2,258
84659600	SPLIT SLICING PARING MACHINE	49	28,906
84659900	OTHER MACHINE TOOLS FOR WOOD ,CORK, ETC	118,673	139,848
84661000	TOOL HOLDERS SELF OPENING DIE HEADS	35,131	18,238
84662000	WORK HOLDERS	51,725	6,429
84663000	DIVIDING HEAD OTHER SPECIAL ATTACHMENT FOR MACHINE TOOLS	1,934	3,033
84669100	PART/ACCESSORIES MACHINE TOOLS W/STON ETC	4,950	30,050
84669200	PART/ACCESSORIES MACHINE TOOL W/WOOD ETC	40,892	57,351

## PCT CHAPTER WISE BREAKUP OF IMPORTS

Rs. In Thousands

HSCODE	COMMODITY	Jul-Jan	Jul-Jan
		2017-18	2018-19
	<b>MACHINARY/ COMPONENTS</b>		
84669310	PART MAC H-8458,8459,8460,8461	28,472	13,097
84669390	OTH PART MACHINE H-8456 TO 8461	170,665	91,791
84669410	PAR H-8462.1090,.9110,84659110	6,483	12,271
84669490	OTH PARTS MACH H- 8456 TO 8465	105,804	211,598
84671100	TOOL WORKING ROTARY TYP PNEUMATIC	25,046	8,399
84671900	TOOL WORKING OTHER TYPE PNEUMATIC	64,747	96,439
84672100	DRILLS OF ALL KINDS	202,341	190,984
84672200	SAWS SELF CONTAINED ELECTRIC-MOTOR	24,233	31,337
84672900	OTHER TOOL WITH ELECTRIC MOTOR	432,506	474,627
84678100	OTHER TOOL WORKING FOR CHAIN SAW	39,433	38,003
84678900	OTHER TOOL WORKING IN HAND	79,069	566,150
84679100	PARTS OF CHAIN SAWS	19,629	33,201
84679200	PARTS OF PNEUMATIC TOOLS	31,100	14,376
84679900	OTHER PART TOOL WORKING IN THE HAND	142,123	130,009
84681000	HAND HELD BLOW PIPES	126	1,211
84682000	OTHER GAS-OPERATED MACHINERY APPARATUS	17,644	66,834
84688000	OTHER MACHINERY AND APPARATUS	30,030	48,043
84689000	OTHER PART GAS OPERATED MACHINERY APPARATUS	45,778	41,740
84701000	ELECTRONIC CALCULATOR WITH OUT POWER	169,748	256,005
84702100	OTHER ELECTRONIC CALCULATOR MACHINE PRINTING-DEVICE	310	50
84702900	OTHER ELECTRONIC CALCULATING MACHININE	424	776
84703000	OTHER CALCULATING MACHINES	262	473
84705000	CASH REGISTERS	138,531	52,667
84709000	OTHER POSTAGE, TICKET ISSUE MACHINES	17,987	232,934
84713010	LAPTOP COMPUTERS, NOTEBOOKS	4,842,942	9,973,052
84713020	PERSONAL COMPUTERS (PCS)	8,202,686	8,854,882
84713090	OTHER PORTABLE COMPUTER <10 KG	1,005,180	602,053
84714110	DIGITAL AUTOMATIC DATA PROCESSING MACHINES	138	2,434
84714120	LARGE OR MAIN FRAME COMPUTERS	33,979	645
84714190	DATA PROCESSING MACHINES OTHER THAN MAIN FRAMES	162,202	143,966
84714900	OTH D/P MACH IN FORM OF SYSTEM	2,005,238	1,746,931
84715000	DIGITAL PROCESSING UNIT OTHER THAN THOSE OF SUBHEADING 8471.41-42	2,890,916	4,036,997
84716010	KEY BOARDS	62,816	78,227
84716020	MOUSE & OTHER PRINTING DEVICES	126,435	99,362
84716030	DOT MATRIX. PRINTER	319,292	1,102,233
84716090	OTHER, INPUT OUTPUT UNITS	522,129	112,143
84717010	FLOPPY DRIVE	132	38

## PCT CHAPTER WISE BREAKUP OF IMPORTS

Rs. In Thousands

HSCODE	COMMODITY	Jul-Jan	Jul-Jan
		2017-18	2018-19
	<b>MACHINARY/ COMPONENTS</b>		
84717020	HARD DISK DRIVE	484,670	737,617
84717030	TAPE DRIVE	33,327	42,580
84717040	OPTICAL DISK DRIVE,INCLUDING CD-ROM&DVD Drive	3,549	9,391
84717050	OPTICAL&TAPE AUTO LOADER&LIBRARIES/JUKE-BOX	7,854	4,173
84717060	REMOVEABLE DISC DRIVES	319	3,220
84717090	OTHER STORAGE UNIT	630,304	172,996
84718010	NETWORKING EQUIPMENTS	5,440	321
84718090	OTHER UNITS AUTO DATA PROCESSING MACHINES	55,921	411,323
84719010	CONTROL UNITS	6,876	157,550
84719020	MUTLIMEDIA KITS FOR PCS,SPEAKER	79	2,456
84719090	OTHER DATA PROCESSING EQUIPMENTS	392,429	215,903
84721000	DUPLICATING MACHINES	1,039	1,480
84723000	SORTING/FOLDING/AFFIXING MACHINES	1,689	308
84729010	AUTOMATED TELLER MACHINES(ATM)	1,451,863	914,282
84729090	OTHER OFFICE MACHINES	970,676	602,428
84732100	PARTS/ACCESSORIES CALCULATING MACHINES OF SUBHEADING 8470.10,8470.21 OR 8470.29	77	83
84732900	OTH PARTS/ACCESSORIES ELECTRONIC CALCULATING MACHINES	6,091	5,452
84733010	CASING COMPUTER WITH POWER SUPPLY	15,294	12,454
84733020	TONER, INK CARTRIDGE FOR COMPUTER	9,990	5,178
84733090	OTHER PARTS/ACCESSORIES MACHINES HEADING 84.71	1,215,478	1,427,306
84734000	PARTS/ACCESSORIES MACHINE HEAD 84.72	180,171	281,979
84735000	PARTS/ACCESSORIES MACHINE HEADING 84.69-84.72	24,767	1,753
84741010	SORT/SCREEN/SEPARATING/WASHING MACHINES FOR CEMENT INDUSTRY	104,052	686
84741020	CRUSHING/SCREENING PLANT	65,728	31,348
84741090	OTHER SORT/SCREEN/SEPERATING/WASHING MACHINES	726,393	166,119
84742010	CRUSH/GRIND MACHINES,CEMENT INDUSTRY	668,710	4,695,500
84742090	OTHER CRUSHING/GRINDING MACHINES	1,905,033	401,439
84743110	CONCRETE/MORTAR MIXER CEMENT INDUSTRY	46,446	53,221
84743120	CONCRETE BATCHING PLANT	550,327	497,160
84743130	CONCRET TRANSIT MIXER DRUM	52,253	11,701
84743190	OTHER MACHINES MIX/KNEAD MINERALS WITH BITUMEN	830,427	116,300
84743210	MACHINE FOR MIX MINE & BITUMEN NOT >150 T/H	52,677	83,790
84743290	OTHER MACHINES FOR MIXING MINERAL WITH BITUMEN	1,348,947	108,143
84743900	OTHER MACHINES FOR MIXING MINERALS	620,182	21,156
84748010	HYDRAULIC PRESS FOR CERAMIC INDUSTRY>80 TON	332,562	1,160,471
84748090	MACHINES AGGLOMERAT/SHAPE,MINERALS	8,841,590	8,796,186
84749010	PARTS CRASH/ MIX/HYD PRES MACH	98,963	153,925

## PCT CHAPTER WISE BREAKUP OF IMPORTS

Rs. In Thousands

HSCODE	COMMODITY	Jul-Jan	Jul-Jan
		2017-18	2018-19
	<b>MACHINARY/ COMPONENTS</b>		
84749020	PART CEMENT/CONCRTE MIX MACH	1,207,777	693,577
84749090	OT PART SORTING/SCREENING MACH	1,090,798	367,217
84751000	MACHINES ASSEMBLING ELECTRIC/ELECTRONIC LAMP	45,348	6,733
84752100	MACH FOR MAKING OPTRICAL FIBRE	3,161	45
84752900	OTHER GLASS WORKING MACHINES	1,042,544	445,141
84759000	PARTS OF MACHINES H-NO.84.75	167,521	303,833
84762100	AUTOMATIC BEVERAGE VENDING MACHINE	13,358	8,558
84762900	OTHER, AUTOMATIC BEVERAGE-VENDING MACHINES	27,335	5,194
84768100	OTH MACH HEATING/REFRIG,DEVICE	38,426	1,792
84768900	OTHER MACHINE INCLUDING MONEY CHANGING MACHINES	2,861	5,689
84769000	PARTS OF MACHINE HEADING 84.76	8,285	392
84771000	INJECTION-MOULDING MACHINES	3,344,676	3,172,794
84772000	EXTRUDERS	1,425,559	1,433,861
84773010	BLOW MOULDING MACHINE CAPACITY NOT >0.228 LITRES	50,656	33,638
84773090	OTHER,BLOW MOULDING MACHINES	675,262	733,103
84774010	VACCUM MOULDING MACHINES&OTHER THERMOFORMING MACHINES CAPACITY NOT >0.228LT	46,829	26,861
84774090	OTHER VACCUM MOULDING,THERMOFORM MACHINE	139,109	114,810
84775100	MACHINES MOULDING PNEUMATIC TYRE,TUBE	5,848	9,476
84775900	OTHER MACHINES FOR MOLDING/FORMING	37,000	24,513
84778000	OTHER MACHINES FOR WORKING RUBBER/PLASTICS	2,777,665	3,001,922
84779000	PARTS OF MACHINE,WORKING RUBBER/PLASTICS	729,168	860,582
84781000	MACHINES FOR PREPARING TOBACCO	386,963	1,570,039
84789000	PARTS OF MACHINES OF HEADING-84.78	210,519	269,244
84791010	ASPHALT PAVERS	1,784,790	230,923
84791090	MACH FOR PUBLIC WORKS,BUILDING	379,570	471,560
84792000	MACHINES FOR EXTRACTING/PREPARING FATS/OIL	628,586	1,718,710
84793000	PRESSES FOR MANUFACTURE OF PARTICAL/FIBRE BOARD ETC	215,103	81,966
84794000	ROPE OR CABLE MAKING MACHINES	322,093	107,454
84795000	INDUSTRIAL ROBOTS(NOT ELSEWHERE SPECIFIED OR INCLUDED)	53,479	602,671
84796000	EVAPORATIVE AIR COOLERS	712,824	308,220
84797100	PASSE BOARD BRIDGE.AIRPORT USE	241,171	10,813
84797900	OTH PASSENGER BOARDING BRIDGES	7,818	13,431
84798100	MACHINES TREATING METAL INCLUDING ELECTRIC WIRE COIL-WINDERS	921,498	692,756
84798210	MATCH MAKING MACHINES	19,822	4,881
84798220	SOAP MAKING MACHINES	173,228	65,271
84798230	OIL REFINING MACHINES	124,855	1,161,815
84798290	OTHER CRUSHING MACHINE	1,541,436	2,238,625

## PCT CHAPTER WISE BREAKUP OF IMPORTS

Rs. In Thousands

HSCODE	COMMODITY	Jul-Jan	Jul-Jan
		2017-18	2018-19
	<b>MACHINARY/ COMPONENTS</b>		
84798910	FASTENING/THREAD SUCKING MACHINES	4,930	3,957
84798920	MACHINES ATTACHING RIVETS/BUTTONS	13,418	8,767
84798930	TABLETING MACHINES	59,864	98,114
84798940	TYRE CHANGERS	11,408	-
84798950	CAPSULE POLISHERS	24,005	37,237
84798960	INDUSTRIAL VACUUM CLEANERS	1,923	-
84798990	OTHER MACHINES FOR GARMENTS	5,119,105	14,309,876
84799010	PARTS OF MACHINE HEAD 8479.8910	135,112	186,028
84799090	OTHER PARTS INDIVIDUAL FUNCTION MACHINES	858,391	1,455,636
84801000	MOULDING BOXES METAL FOUNDRY	71,315	37,158
84802000	MOULD BASES	40,464	104,373
84803000	MOULDING PATTERNS	8,728	8,920
84804100	INJECTION OR COMPRESSION TYPES	100,918	108,053
84804900	OTHER, MOULDS FOR METAL/CARBIDES	250,714	408,245
84805000	MOLULDS FOR GLASS	80,632	143,537
84806000	MOULDS FOR MINERAL MATERIALS.	268,318	239,126
84807100	INJECTION OR COMPRESSION TYPES	523,314	1,093,014
84807900	OTHER MOULDS FOR RUBBER/PLASTICS	1,812,359	1,961,097
84811000	PRESSURE-REDUCING VALVES	574,941	1,132,961
84812000	VALVES,OLEOHYDRAULIC/PNEUMATIC TRANSMISSIONS	144,663	225,211
84813000	CHECK VALVES	776,329	2,328,946
84814000	SAFETY OR RELIEF VALVES	749,164	808,308
84818010	COCK FUEL TANK FOR AGR-TRACTOR	4,388	517
84818020	OTH COCKS FOR M-CARS &VEHICLES	17,131	20,284
84818030	OTH COCKS FOR M-CARS &VEHICLES	3,256	5,562
84818090	OTH APPLIAN FOR PIPES,BOILERS	6,071,430	11,353,738
84819000	PARTS OF APPLICANCE H-NO.84.81	1,717,169	1,706,441
84821000	BALL BEARINGS.	4,003,247	4,438,422
84822000	TAPERED ROLLER BEARING INCLUDING CONE&TAPERED ROLLER ASSEMBLIES	702,942	647,381
84823000	SPHERICAL ROLLER BEARINGS	330,030	344,908
84824000	NEEDLE ROLLER BEARINGS	90,464	133,315
84825000	OTHER CYLINDERICAL ROLLER BEARINGS	215,773	240,856
84828000	OTHER COMBINED BALL/ROLLER BEARINGS	389,829	433,071
84829100	BALLS, NEEDLES/ROLLERS PARTS	131,877	242,581
84829910	RINGS OF BEARINGS	77,597	194,352
84829990	OTHER BALL OR ROLLRE BEARINGS	217,512	191,263
84831011	DIFFEREN SHAFT/PART AG-TRACTOR	65,825	72,077

## PCT CHAPTER WISE BREAKUP OF IMPORTS

Rs. In Thousands

HSCODE	COMMODITY	Jul-Jan	Jul-Jan
		2017-18	2018-19
	<b>MACHINERY/ COMPONENTS</b>		
84831012	SHAFT,ROCKER ARM ETC VEH-8711	299,285	212,409
84831013	GEAR SHIFT ASSEMBLY HEAD87.11	13,852	12,651
84831019	OTH TRANSMISSION SHAFTS	1,121,945	1,577,461
84831090	OTHER TRANSMISSION SHAFTS/CRANKS	556,998	563,156
84832000	BEARING HOUSING-BALL/ROLLER BEARINGS	115,189	99,172
84833010	BEAR HOUSING NOT INCORPORATING PLAIN SHAFT BEARINGS	156,916	188,330
84833020	FABRIC BEARING NOT BALL BEARIN	186,436	113,175
84833030	PLAIN SHAFT BEARING VEH H-87	2,259	4,453
84833090	OTHER BEARING NOT INCORPORATING BALL PLAIN SHAFT-BEARINGS	846,011	1,148,526
84834011	GEAR BOXES/S-CHANG AG-TRACTOR	28,204	34,272
84834012	GEARS FOR VEHICLES H- 8711	82,645	136,521
84834019	OTH GEARS FOR VEHICLES H-87	896,670	1,014,987
84834090	OTHER GEAR & GEARING OTHER THAN TOOTHED WHEEL	2,335,428	2,323,134
84835010	FLYWHEELS	17,379	19,809
84835020	PULLEYS, INCLUDING PULLEY BLOCKS	588	234
84835030	OTH PULLY/PULLEY BLOCKS	20,716	13,903
84835090	OTHER FLYWHEELS	84,218	124,906
84836010	CLUTCHES	136,471	61,096
84836091	CLUTCHES/SHAFT COUPLI VEH-8711	1,938	2,374
84836092	OTH CLUTCHES M-CARS & VEHICLES	38,310	75,531
84836099	OTHER CLUTCHES	318,854	775,855
84839010	TOOTHED WHEELS ETC AGR-TRACTOR	1,968	2,394
84839020	CHAIN SPROCKETS VEH H-87.11	4,267	4,660
84839030	OTH CHAIN SPROCKETS CARS&VEH	3,105	3,157
84839090	OTH COMPONENTS FOR VEHICLES	408,635	496,064
84841010	SPIRAL WOUNDS	57,791	56,732
84841021	GASKET&JOINT,AGR-TRACTO EXC4*4	26,471	24,467
84841022	GASKET WATER-PUMP VEH-87032193	5,520	2,377
84841029	OTHER GASKETS & SIMILAR JOINTS	249,422	226,559
84841090	OTHER GASKETS&SIMILAR JOINTS METAL	386,402	344,651
84842010	SPIRAL WOUNDS MECHANICAL SEALS	5,596	12,778
84842020	METAL JACKET GASKETS	43,304	109,413
84842090	OTHER MECHANICAL SEALS	462,120	396,686
84849000	OTHER GASKET&SIMILAR JOINT,DISSIMILAR IN COMPOSITION	614,194	896,933
84862000	MACH FOR MANUF ELE INTEGRA CIR	4,034	1,463
84863000	MACH FOR MANUF FLAT PANEL DISP	-	887
84864000	MACH FOR MANU OF I-CIRCUIT,NES	12,164	1,744



## PCT CHAPTER WISE BREAKUP OF IMPORTS

Rs. In Thousands

HSCODE	COMMODITY	Jul-Jan 2017-18	Jul-Jan 2018-19
	<b>MACHINARY/ COMPONENTS</b>		
84869000	PARTS&ACCE OF MACH MANU S-COND	237	2,881
84871000	SHIPS/BOATS,PROPELLERS&BLADES	6,239	4,196
84879010	OTH OIL SEALS FOR VEHICL CH-87	162,282	162,195
84879090	O-PARTS&ACCE NOT CON ELE-CONNE	151,812	577,411
	<b>TOTAL MACHINARY/ COMPONENTS</b>	<b>412,286,135</b>	<b>414,322,545</b>
	<b>ELECTRICAL MACHINERY,EQUIP,PARTS</b>		
85011000	ELECTRIC MOTOR OUTPUT NOT >37.5.WATT	755,822	876,805
85012000	UNIVERSAL AC/DC MOTOR >37.5 W	714,613	693,368
85013110	PHOTOVOLT.GENERAT.WITH CELLS	75,586	64,391
85013190	OTH DC MOTOR/GEN 0-P=750 WATT	250,826	249,920
85013210	O-DC MOTOR/GEN 0-P-750W-75KW	12,221	29,940
85013290	OTH DC MOTOR/GENERA>75KW<3750W	42,430	131,071
85013300	OTHER DC MOTOR/GENERATOR OUTPUT>75KW BUT NOT>375KW	23,742	314,219
85013400	OTHER DC MOTOR/GENERATOR OUTPUT >375KW	144,825	344,605
85014010	OTHER AC MOTOR SINGLE PHASE OUTPUT NOT >60 WATTS	548,574	731,008
85014090	OTHER AC MOTORS	1,067,442	711,861
85015110	SUBMERSIBLE MOTORS OUTPUT<750W	11,037	88,437
85015120	CLUTCH MOTOR SEWING MAC<750W	17,814	2,220
85015190	OTH AC MOTORS MULTI-PHASE<750W	355,278	878,639
85015210	SUBMERS MOTOR OUTPUT>750W<75KW	125,094	163,698
85015220	CLUTCH MOTOR SEW MAC >750<75KW	23,453	14,115
85015230	GEARED MOTORS >750W BUT <75KW	439,587	413,948
85015290	OTH AC MOTOR M-PH >750W <75KW	1,088,943	889,342
85015310	AC MOTORS OUTPUT>75KW BUT NOT EXCEEDING >375 KW (500 HP)	183,622	118,874
85015320	SUBMERSIBLE MOTOR STAINLESS STEEL	3,956	1,265
85015330	GEARED MOTORS	117,578	74,214
85015340	H.T. MOTOR WITH OPERATING INPUT VOLTAGE ABOVE 1KV	107,825	12,317
85015390	OTHER AC MOTORS SINGLE PHASE	796,200	455,443
85016100	AC GENERATORS OUTPUT NOT >75 KVA	295,433	370,522
85016200	AC GENERATORS OUTPUT >75KVA BUT NOT EXCEEDING 375KVA	179,598	141,683
85016300	AC GENERATOR OUTPUT >375KVA BUT NOT >750KVA	50,846	24,766
85016410	AC GENERATOR O-PUT 750-1100KVA	47,110	40
85016490	OTH AC GENERATOR/ELEC MOTOR	512,913	251,152
85021110	ELECTRIC GENERATING SET INTERNAL COMBUSTION ENGINES NOT >5KVA	149,517	26,228
85021120	ELE-GENERATER DIESEL 5-20 KVA	292,886	368,401
85021130	ELE-GENERATER DIESEL 20-50 KVA	648,453	664,106



## PCT CHAPTER WISE BREAKUP OF IMPORTS

Rs. In Thousands

HSCODE	COMMODITY	Jul-Jan	Jul-Jan
		2017-18	2018-19
	<b>ELECTRICAL MACHINERY,EQUIP,PARTS</b>		
85021190	OTHER GENERATING SETS INTERNAL COMBUSTION PISTON ENGINES	248,340	2,116,381
85021200	GENERATING SET WITH INTERNAL COMBUSTION ENGINE >75 BUT NOT >375KVA	1,674,498	1,654,122
85021310	GENERATING SET INTERNAL COMBUSTION ENGINES >375 BUT NOT >1100 KVA	1,509,221	1,138,775
85021390	OTHER GENERATING SET INTERNAL COMBUSTION PISTON ENGINES	2,478,179	2,148,651
85022010	GENER SET(SP-ING ENG)OP<5KVA	-	343,938
85022020	GENER SET(SP-ING ENG)OP>375KVA	4,136,761	292,615
85022090	OTH GENER SETS (SP-IG)	-	1,169,521
85023100	GENERATING SETS,WIND POWERED	36,390,162	2,117,424
85023900	OTHER GENERATING SETS	12,490,178	6,916,061
85024000	ELECTRIC ROTARY CONVERTERS.	352	1,743
85030010	PARTS OF MACHINE HEAD 85.01	3,096,103	1,100,229
85030020	PARTS MACHINE HEAD 85.01&85.02	544,835	785,224
85030090	OTH PARTS MOTORS GENERATORS	1,247,950	4,432,793
85041000	BALLAST FOR DISCHARGE LAMPS/TUBES	86,977	54,628
85042100	LIQUID DI-ELECTRIC TRANSFORMER HAVING POWER HANDLING CAPACITY NOT>650KVA	139,314	453,712
85042200	LIQUID DI-ELECTRIC TRANSFORMER POWER HANDLING CAPACITY>650 BUT NOT >10,000	689,293	78,575
85042300	LIQUID DI-ELECTRIC TRANSFORMER >10000 KVA	4,887,294	4,223,540
85043100	OTHER TRANSFORMER WITH POWER HANDLING CAPACITY NOT>1 KVA	662,074	540,749
85043200	OTHER TRANSFORMER >1KVA BUT <16KVA	112,519	38,919
85043300	OTHER TRANSFORMER >16 KVA BUT <500 KVA	932,780	466,820
85043400	OTHER TRANSFORMER WITH POWER HANDLING CAPACITY >500 KVA	4,897,016	707,000
85044010	STATIC CONVERTERS UNINTERRUPTED SUPPLY OF POWER(UPS) RATING UPTO 1.5 KVA	306,462	486,190
85044020	BATTERY CHARGERS	1,093,660	1,251,735
85044030	CHARG STATION FOR ELEC. VEH	-	6,588
85044090	OTHER UNINTERRUPTED POWER SUPPLY	7,444,042	8,423,513
85045000	OTHER INDUCTORS	546,650	1,524,642
85049010	ON LOAD TAPE CHANGER TRANSFORMERS	310,933	90,522
85049020	BUSHINGS FOR POWER TRANSFORMERS	52,317	60,010
85049030	PARTS STATIC CONVERTERS(UPS)	159,087	47,503
85049040	TOROIDAL CORES&STRIPS -150 MM	11,191	24,286
85049090	OTHER PARTS FOR POWER TRANSFORMERS	726,983	351,940
85051100	PERMANENT MAGNETS AND ARTICLES	99,635	153,115
85051900	OTHER PERMANENT MAGNETS & ARTICLES	190,342	305,589
85052000	ELECTRO-MAGNETIC COUPLINGS,CLUTCHES&BRAKES ETC	22,692	35,140
85059000	OTHER ELECTRO-MAGNETIC INCLUDING PART HD 85.05	153,153	82,769
85061000	MANGANESE DIOXIDE PRIMARY CELLS & BATTERIES	643,575	662,789
85063000	MERCURIC OXIDE PRIMARY CELL&BATTERIES	34	49

## PCT CHAPTER WISE BREAKUP OF IMPORTS

Rs. In Thousands

HSCODE	COMMODITY	Jul-Jan	Jul-Jan
		2017-18	2018-19
	<b>ELECTRICAL MACHINERY,EQUIP,PARTS</b>		
85064000	SILVER OXIDE PRIMARY CELL&BATTERIES	45	-
85065000	LITHIUM PRIMARY CELL&BATTERIES	207,388	303,234
85066000	AIR ZINC PRIMARY CELL&BATTRIES	6,900	3,871
85068000	OTHER PRIMARY CELL&BATTERIES	335,031	314,513
85069010	BRASS CAPS FOR DRY BATTERY CELL	-	2
85069090	OTHER PARTS PRIMARY CELL&BATTERIES	21,191	19,568
85071010	MEANT M-CARS H-87.03&VEH-4,11	83,014	25,359
85071020	MEANT FOR VEH H-87.01,2,4	555	752
85071090	OTH LEAD-ACID -STARTING ENGINE	11,731	10,974
85072010	LEAD-ACID BATTERY FOR TELE EXCH	10,814	346,885
85072090	OTHER LEAD-ACID ACCUMULATORS	3,853,925	3,481,157
85073000	NICKEL-CADMIUM ACCUMULATORS	26,975	63,364
85074000	NICKEL-IRON ACCUMULATORS	97	-
85075000	BATTERIES NICKEL-METAL HYDRIDE	10,801	15,372
85076000	BATTERIES LITHIUM-ION	236,785	762,611
85078000	OTHER ACCUMULATORS	186,303	255,923
85079000	PARTS ELECTRIC ACCUMULATORS INCLUDING SEPERATORS,WHETHER OR NOT RECTANGULAR	209,695	276,542
85081110	VACUM CLEANER POWER NOT>1500W	-	989
85081190	VACUUM CLEANER POWER NOT>1500W	61,188	99,129
85081910	OTH VAC CLEANER SELF MOT CKD/S	-	19
85081990	OTH VACUUM CLEANERS SELF MOTOR	31,090	35,576
85086011	INDUST VACUUM CLEANER CKD/SKD	-	8,436
85086019	INDUTRIAL VACUUM CLEANER	12,332	21,961
85086099	OTH INDUSTRIAL VACUUM CLEANER	2,086	13,509
85087000	PARTS OF VACCUM CLEANERS	3,802	9,702
85094010	FOOD GRINDERS ELECTRO MECHANICAL DOMESTIC APPLIANCES	245,938	288,973
85094020	FRUIT MIXER ELECTRO MECHANICAL DOMESTIC APPLIANCES	37,671	19,906
85094030	FRUIT/VEGETABLE JUICE EXTRACTORS ELECTRO-MECHANICAL DOMESTIC APPLIANCES	162,240	203,525
85098000	OTHER ELECTRO-MECHANICAL DOMESTIC APPLIANCES	49,750	88,366
85099000	PARTS ELECTRO-MECHANICAL DOMESTIC APPLIANCES	365,750	367,444
85101000	SHAVERS	65,519	107,285
85102000	HAIR CLIPPERS	78,728	22,585
85103000	HAIR-REMOVING APPLIANCES	63,217	26,037
85109000	PART OF SHAVER/CLIPPER/REMOVER	7,350	22,032
85111000	SPARKING PLUGS	764,029	1,030,570
85112010	MAGNETO FOR VEH OF HEAD-8711	24,474	10,793
85112090	OTH IGNITION MAGNETOS/DYNAMOS	40,434	37,796

## PCT CHAPTER WISE BREAKUP OF IMPORTS

Rs. In Thousands

HSCODE	COMMODITY	Jul-Jan	Jul-Jan
		2017-18	2018-19
	<b>ELECTRICAL MACHINERY,EQUIP,PARTS</b>		
85113010	IGNITION COILS FOR VEH, H-8711	39,021	22,439
85113020	OTH IGNITI-COIL FOR CARS/M-VEH	209,341	142,010
85113090	OTH DISTRIBUTORS/IGNITI-COILS	27,817	40,755
85114011	S-MOTOR-AG-TRACTOR-H-8701.9020	481	209
85114012	OTH STARTER-MOTOR M-CARS&VEH	26,232	47,197
85114019	OTH STARTER-MOTOR S	77,188	68,520
85114090	DUAL PURPOSE STARTER GENERATORS	55,479	91,374
85115010	ALTERNATOR ASSEMBLY OF TRACTOR	50	551
85115020	ALTERNATOR ASSEMBL OF CARS/VEH	10,018	26,495
85115090	OTH ALTNATOR ASSEMBLY FOR OTH	42,568	20,627
85118010	HEATER/GLOW PLUGS- AGR-TRACTOR	180	-
85118020	HEATER/GLOW PLUGS-M-CARS&VEH	5,366	10,667
85118030	CAPACIT DIS IGNI UNIT(CDI)8711	28,106	12,876
85118040	CDI UNIT FOR CARS & VEHICLES	11,199	10,653
85118090	O/EQUIP(IGNI COIL,CUT-OUT,ETC)	7,554	22,863
85119010	ALUM CASTED DISTRI CASE M-CARS	94	-
85119020	OTHER PARTS FOR M-CARS & VEHIC	692,891	928,070
85119090	OTH ELECTRI IGNI/STARTING EQUI	18,691	54,721
85121000	LIGHTING OR VISUAL SIGNALLING EQUIPMENT FOR BICYCLE USE	1,557	291
85122010	HEAD LIGHT FOR MOTOR VEHICLES	36,636	53,526
85122020	HEAD LIGHT FOR VEH-H-8701.9020	1,953	550
85122090	OTHER LIGHTING SIGNALLING EQUIPMENT	1,380,851	2,013,752
85123010	SOUND SIGN EQU VEH H-8703,4,11	58,442	67,157
85123020	SOUND SIGN EQU VEH H-8701,2	91	196
85123030	ANTI-THEFT ALARM OF VEH CH 87	30,913	25,146
85123090	OTH SOUND SIGNILING EQUIPMENT	75,201	47,159
85124010	WIPER ARM,BLA CAR-H-8703 V-3,4	11,211	17,454
85124020	WIPER ARM,BLAD VEH-H-8704.2219	772	708
85124090	OTH LINK ASSEMBLY WIPER ARM/BL	25,048	21,031
85129010	PARTS OF PRODUCT H-85124011,12	159	2,150
85129020	KNOB OF LITE SWITCH OF TRACTOR	-	4
85129030	KNOB FOR LITE SWITCH OF CAR-VE	384	18
85129090	OTH ELECTRI LIGH/SIGNAL EQUIPM	179,349	142,218
85131010	MINER'S SAFETY LAMPS	11,434	18,378
85131020	OTHER SAFETY LAMPS; MORES SIGNALLING LAMPS;EXAMINATION LAMPS	165	748
85131030	RECHARGEABLE EMERGENCY LIGHT	737,621	557,827
85131040	TORCHES	266,681	354,146

## PCT CHAPTER WISE BREAKUP OF IMPORTS

Rs. In Thousands

HSCODE	COMMODITY	Jul-Jan	Jul-Jan
		2017-18	2018-19
	<b>ELECTRICAL MACHINERY,EQUIP,PARTS</b>		
85131050	HURICANE LANTERNS	8,735	179
85131090	OTHER PORTABLE ELECTRIC LAMPS	23,270	30,601
85139010	PARTS OF MINERS SAFTY LAMPS	10	49
85139090	OTH PARTS OF ELECTRIC LAMPS	3,756	1,607
85141000	RESISTANCE HEAT FURNANCE/OVEN	66,629	46,714
85142000	FUR/OVE BY INDUCTION/DIELE LOS	248,446	567,441
85143000	OTH FURNANCES AND OVENS	828,175	895,843
85144000	OTH INDUCTION/DI-ELECTRIC HEATING EQUIPMENT	190,561	139,660
85149000	PARTS OF INDUS/LAB FURN & OVEN	96,409	180,288
85151100	SOLDERING IRON AND GUNS	47,234	82,037
85151900	OTHER BRAZING/SOLDERING IRONS&GUNS	126,041	220,878
85152100	MACHINES&APPARATUS FOR RESISTANCE WELDING OF METAL	29,761	26,921
85152900	OTHER MACHINES RESISTANCE WELDING OF METAL	126,563	83,715
85153100	MACHINES&APPARATUS FOR ARC WELDING METAL FULLY/PARTLY AUTOMATIC	53,786	38,079
85153900	OTHER MACHINES/APPARATUS ARC WELDING METAL	581,551	398,809
85158000	OTHER MACHINES/APPARATUS HOT SPRAYING METAL	98,622	237,640
85159000	PARTS(OF HEADING NO.85.15)	113,718	367,248
85161010	ELE INST/IMERSION HEATER CKD/S	-	824
85161090	ELE INSTANEOUS/IMERSION HEATER	68,326	43,806
85162100	STORAGE HEATING RADIATORS	16,555	8,848
85162900	OTHER ELECTRIC SPACE/SOIL HEATNG APPARATUS	180,504	262,926
85163100	HAIR DRYERS	35,578	55,104
85163200	OTHER HAIR DRESSING APPARATUS	37,264	47,401
85163300	HAND DRYING APPARATUS	7,437	4,393
85164000	ELECTRIC SMOOTHING IRONS	131,332	112,867
85165010	MICROWAVE OVENS CKD/SKD	-	547
85165090	MICROWAVE OVENS	147,493	49,195
85166010	ELECTRIC OVEN	70,633	60,088
85166020	ELECTRIC RANGES	1,117	511
85166030	ELECTRIC ROASTERS/GRILLERS	5,419	4,719
85166090	OTHER APPLIANCES USED DOMESTIC PURPOSE	181,858	200,782
85167100	ELECTRIC COFFEE OR TEA MAKERS	44,095	37,862
85167200	ELECTRIC TOASTERS	34,839	78,537
85167910	INSECT KILLER	14,290	19,860
85167990	OTH ELECTRO THERMIC APPLIANCES	155,643	189,505
85168010	ELECTRIC HEATING ELEMENT FOR REFRIGERATORS	62,740	81,365
85168090	OTHER ELECTRIC HEATING RESISTOR	75,421	81,274



## PCT CHAPTER WISE BREAKUP OF IMPORTS

Rs. In Thousands

HSCODE	COMMODITY	Jul-Jan	Jul-Jan
		2017-18	2018-19
	<b>ELECTRICAL MACHINERY,EQUIP,PARTS</b>		
85169000	PARTS ELECTRO-THERMIC APPLIANCES H-85.16	1,005,899	1,190,892
85171100	LINE TELEPHONE CORDLESS HANDSETS	76,493	37,765
85171211	CELLULAR MOBILE PHONE CKD/SKD	-	27
85171219	OTH CELLULAR MOBILE PHONE	48,714,756	55,112,909
85171220	FIXED WIRELESS TERMINAL & CDMA	2,202	2,778
85171230	SATELLITE MOBILE PHONE	4,643	9,488
85171290	OTH T-PH FOR CELL/WIRELESS NET	419,299	407,754
85171810	VIDEO PHONE FOR CEL/W-LESS NET	2,540	2,680
85171890	OTH VIDEO PHONE CEL/W-LESS NET	98,649	89,667
85176100	BASE STATIONS FOR WIRELESS N-W	2,528,974	8,336
85176210	VOICE FREQUECY TELEGRAPHY MACH	208,799	878
85176220	MODEMS	1,340,067	86,537
85176230	HIGH BITRATE DI HIERC SYS(SDH)	195	2,331
85176240	DIGITAL LOOP CARRIER SYS (DLC)	46,049	1,002
85176250	SYNCHRONOUS DI-HIE-SYS (SDH)	7,422	31,922
85176260	MULTIPLEXER, STATISTICAL M-PLX	12,413	15,642
85176270	ROUTERS	861,124	1,785,307
85176290	OTH RECEP/TRANS/ROUT/ MACH	15,600,803	19,473,218
85176910	MODEMS	1,957	16,409
85176920	CONCENTRATORS	105	-
85176940	OTHER MULTIPLEXERS	2,067,305	2,658,465
85176950	SET TOP BOX FOR INTERNET ACCES	28	8,355
85176960	OTH ATTACHMENT FOR TELEPHONE	-	622
85176970	OTH LAN HUBS,BRIDGE,SWITC	1,982,522	2,136,386
85176980	MULTISTATION ACCESS UNITS	99,865	52,728
85176990	OTHER APPARATUS FOR RECP/TRANS	982,273	1,563,114
85177000	PARTS OF NETWORKING EQUIP	4,579,105	5,224,861
85181010	MICROPHONE FREQUENCY 300 TO HZ-3.4 KHZ	14,042	5,161
85181090	OTHER MICROPHONE AND STANDS	53,878	70,042
85182100	SINGLE LOUD SPEAKERS MOUNTED IN ENCLOSURE	256,153	231,805
85182200	MUPLE LOUD SPEAKER MOUNTED IN ENCLOSURE	140,318	306,771
85182910	LOUD SPEAKER WITHOUT HOUSING FREQUENCY RANGE OF 300HZ TO 3.4KHZ	7,996	9,591
85182990	OTHER LOUD SPEAKER NOT MOUNTED IN ENCLOSURE	603,211	593,904
85183000	HEADPHONES/EARPHONES/MICRO PHONE SPEAK SET	472,880	568,672
85184000	AUDIO FREQUENCY ELECTRIC AMPLIFIER	44,161	48,952
85185000	ELECTRIC SOUND AMPLIFIER SETS	47,009	48,803
85189000	PARTS & ACCESSORIES HEAD 85.18	91,541	103,341

## PCT CHAPTER WISE BREAKUP OF IMPORTS

Rs. In Thousands

HSCODE	COMMODITY	Jul-Jan	Jul-Jan
		2017-18	2018-19
	<b>ELECTRICAL MACHINERY,EQUIP,PARTS</b>		
85192000	APPA OPERATED BY COINS,BANKNOT	-	2,253
85193000	TURNTABLES (RECORD-DECKS)	124	79
85198110	DUBBING SYSTEM OF FILM STUDIOS	5,793	10
85198190	O-DUBBING SYSTEM PRODU HOUSES	2,335	593
85198910	OTH COMPACT DISK PLAYERS	41	134
85198920	DUBBING SYST FILM STUD/P-HOUSE	18	200
85198930	MP-3 PLAYER	18,044	13,488
85198990	OTH SOUND RECOR/REPRODU APPA	17,589	40,358
85211010	V.C.R	10	-
85211090	OTHER MAGNETIC TAPE TYPE VIDEO RECORDING	59,158	45,637
85219010	LASER VIDEO DISC PLAYER	52	302
85219090	OTHER VIDEO RECORDING/REPRODUCING APPARATUS	125,034	115,787
85229000	OTHER EQUIPMENT/ACCESSORIES HEADING 85.19-85.21	585,146	1,207,549
85232100	CARDS INCORPORTAING MAG STRIPE	158,606	617,637
85232910	MAGNETIC DISCS	1,305	173
85232930	AUDIO CASSETTES	6	18
85232940	VIDEO CASSETES	-	269
85232990	OTH MAGNETI MEDIA	4,867	5,126
85234110	COMPACT DISC (CD)UN-RECORDED	23,237	16,534
85234120	DIGITAL VERSATILE(CD)UNRECORDE	21,594	17,730
85234190	OTHER OPTICAL MEDIA UNRECORDED	8,418	6,859
85234910	OPTICAL MEDIA CONTAIN SOFTWARE	5,937,684	7,653,810
85234920	DISCS FOR LASER READIND SYSTEM	4,848	66,633
85234990	OTH OPTCAL MEDIA CON SOFTWARE	90,131	15,325
85235110	OTH OPTICAL MEDIA	21,775	38,799
85235120	OTH MULT MEDIA STORAGE DEVICE	19,981	15,483
85235130	STORAGE DEVICES CONT. SOFTWARE	1,194,726	76,318
85235190	OTH SEMICONDUCTOR MEDIA	69,633	81,561
85235210	SIM CARDS	1,002,275	914,951
85235220	MEMORY CARDS	754,552	882,810
85235290	OTHER SMART CARDS	231,734	288,204
85235910	PROXIMITY CARDS AND TAGS	176,497	282,135
85235990	OTHER SEMICONDOC MEDIA	14,504	21,915
85238010	DATA/SOUND RECORDED AUTO.DPM	81	314
85238020	GRAMOPHONE RECORDS	-	50
85238030	INFORMATION TECH SOFTWARE	-	35,480
85238040	EDUCATIONAL VIDEO TAPES	21	52

## PCT CHAPTER WISE BREAKUP OF IMPORTS

Rs. In Thousands

HSCODE	COMMODITY	Jul-Jan	Jul-Jan
		2017-18	2018-19
	<b>ELECTRICAL MACHINERY,EQUIP,PARTS</b>		
85238050	DIGITAL QURAN	195	10,116
85238090	OTH MEDIA FOR RECORDING SOUND	548,659	23,183
85255010	DIG-RADIO/MOBILE N-WORKS SYST	736	2,781
85255020	TV BROADCAST TRANSMITTER	12,026	87
85255030	COMMUNICATION JAMMING EQUIP	4,496	-
85255040	WIRELESS MICROPHONE	1,270	789
85255090	OTHER TRANSMISSION APPARATUS	55,925	59,133
85256010	BLUE TOOTH CONN TO DP MACHINE	2,397	2,905
85256020	RADIO PAGING APPARATUS	106	154
85256030	MODEMS FOR TRANSMISSION APPARA	153,523	276,817
85256050	OTH SATELLITE COMMUNICAT EQUIP	2,756	7,249
85256060	VEHICLE TRACKING SYSTEM	107,898	145,563
85256090	OTH TRANSMISSION RECEPTION APP	122,702	46,366
85258010	CLOSE CIRCUIT TV CAMERAS	316,226	443,229
85258020	MULMEDIA STILL/VIDEO CAMERA	3,253	3,953
85258030	TELEVISION CAMERAS	3,053	2,232
85258040	DIGITAL CAMERAS	79,314	85,801
85258050	VIDEO CAMERA RECORDERS	31,851	6,657
85258090	OTH TV/VIDEO/DIGITAL CAMERA	1,248,855	333,724
85261000	RADAR APPARATUS	342,104	197,074
85269100	RADIO NAVIGATIONAL AND APPARATUS	39,778	70,320
85269200	RADIO REMOTE CONTROL APPARATUS	1,735	5,264
85271200	POCKETSIZE RADIOCASSETTE PLAYER	43	468
85271300	OTHER APPARATUS WITH SOUND RECORDING/REPRODUCING APPARATUS	5,347	49
85271900	OTHER RADIO/BROADCAST/RADIO TELEPHONY/TELEGRAPHY	19,531	12,757
85272110	RADIO-BROA RECE FOR VEH-H-8703	60,221	38,574
85272190	OTH REC COMB W/SOUND RECO APPA	1,648	1,127
85272910	OTH RADIO B-RECEIVE VEH H-8703	121,063	118,231
85272990	OTH RADIO APPA CAPABLE OF REC	800	1,208
85279100	OTH APPA COMB W/SOUND REC/PRO	54	68
85279200	APPA NOT COMB W-S-RECOR/REPROD	538	-
85279910	MODEMS FOR SUND RECOD APPA	-	36
85279990	OTH REPROD APPA COMBIN W-CLOCK	4,155	2,535
85284200	OTH MONITOR	1,277	5,871
85284900	OTH CATHODE-RAY TUBE MONITORS	115,322	7,287
85285200	OTH MONITOR DATA PROCESSING SY	342,614	625,753
85285900	OTHER MONITORS	205,465	102,319

## PCT CHAPTER WISE BREAKUP OF IMPORTS

Rs. In Thousands

HSCODE	COMMODITY	Jul-Jan	Jul-Jan
		2017-18	2018-19
	<b>ELECTRICAL MACHINERY,EQUIP,PARTS</b>		
85286210	MULTIMEDIA PROJECTOR	179,080	130,316
85286290	OTH MULT PROJ FOR DP H 84.71	10,924	6,173
85286900	OTHER PROJECTORS FOR DP H84.71	72,009	27,270
85287110	TV SETS	47,745	21,007
85287190	OTH RECEPTION APPARATUS,(S-S)	9,497	6,167
85287211	LIQUID CRYSTAL DISPLAY(LCD) TV	166,373	176,159
85287213	LCD,LED, OLED TV IN CKD/SKD	-	2,947,802
85287219	OTH COLOR TV SETS	5,308,609	542,363
85287290	OTH RECEPTION APPARAT COLOUR	318,058	333,738
85287300	OTH BL&WHITE/MONOCROME R-APA	367	103
85291010	PARTS ACCESSORIES FOR CABLE,TV/SATELLITE RECEIVER	27,322	28,712
85291020	LNB ACTUATORS	46,186	41,014
85291090	OTH AERIALS/AERIAL REFLECTORS	75,794	63,477
85299020	T.V. TUNERS	17,536	23,405
85299030	T.V. COVERTER BOX	1,472	3,530
85299090	OTH CABLE TV/SATELLITE EQUIPMENT/APPARATUS HEADING 85.25-85.28	1,365,422	3,045,717
85301000	ELECTRICAL SIGNALLING EQUIPMENT FOR RAILWAY/TRAMWAY	3,015,358	436,907
85308000	OTHER SIGNAL EQUIPMENT ELECTRICAL TRAFFIC CONTROL	1,438,150	207,298
85309000	PARTS OF EQUIPMENT HEAD 85.30	37,242	41,615
85311000	BURGLAR/FIRE ALARMS/SIMILAR APPARATUS	211,038	436,494
85312000	INDICATOR PANELS INCORPORATING LCD(LIQUID CRYSTAL DEVICE)/LED(LIGHT EMITTING DIO	659,519	166,274
85318000	OTHER APPARATUS	661,467	488,179
85319010	PANIC BUTTON	4,043	3,770
85319020	PARTS OF APPARATUS SUBHEAD 8531.2000	14,651	1,877
85319090	OTHER PARTS ELECTRIC-SOUND/VISUAL SIGNALLING APPARATUS	123,127	699,768
85321000	FIX ED CAPACITORS FOR 50/60 HZ CAPACITY NOT <0.5KVAR(POWER CAPACITORS)	207,104	175,454
85322100	TANTALUM, FIXED CAPACITOR	551	1,128
85322200	ALUMINIUM ELECROLYIC FIXED CAPACITORS	6,860	3,504
85322300	CERAMIC DIELECTRIC,SINGLE-LAYR FIXED CAPACITORS	6,746	6,700
85322400	CERAMIC DIELECTRIC MULTI-LAYER FIXED CAPACITORS	28,181	59,740
85322500	DIELECTRIC OF PAPER OR PLASTIC FIXED CAPACITORS	16,055	10,190
85322900	OTHER FIXED CAPACITORS	198,762	228,999
85323090	OTH VARIA/ADJUST(PRE-SET) CAPA	9,148	24,189
85329010	CAPACITERS DECKS WITH TERMINAL	4,299	738
85329020	TERMINAL OF ELETRIC-CAPACITERS	15,318	12,763
85329090	OTHER PARTS OF ELECTRIC- CAPACITORS	21,078	14,005
85331000	FIXED CARBON RESISTORS COMPOSITION/FILM TYPE	91,335	127,313



## PCT CHAPTER WISE BREAKUP OF IMPORTS

Rs. In Thousands

HSCODE	COMMODITY	Jul-Jan	Jul-Jan
		2017-18	2018-19
	<b>ELECTRICAL MACHINERY,EQUIP,PARTS</b>		
85332100	OTHER FIXED RESISTOR CAPACITY NOT > 20 W	9,321	4,274
85332900	OTHER FIXED RESISTORS	212,392	64,828
85333100	WIRE WOUND RESISTOR CAPACITY NOT >20 W	10,745	15,939
85333900	OTHER WIRE WOUND VARIABLE RESISTORS	27,768	44,951
85334000	OTHER VARIABLE RESISTORS INCLUDING RHEOSTATS AND POTENTIOMETERS	96,769	102,781
85339000	PARTS FOR ELECTRICAL RESISTORS	5,852	2,844
85340000	PRINTED CIRCUITS	295,105	855,245
85351000	FUSES FOR VOLTAGE >1000 VOTTS	59,535	67,784
85352110	AUTOMATIC CIRCUIT-BREAKERS UPTO 17.5 KV	508,172	534,583
85352190	OTHER AUTOMATIC CIRCUIT-BREAKER OF VOLTAGE <72.5 KV	34,235	12,654
85352900	OTHER AUTOMATIC CIRCUIT BREAKER	1,313,860	417,026
85353010	ISOLATING SWITCH FOR VOLTAGE UPTO 145 KV	398,337	231,592
85353090	OTHER ISOLATING/ MAKE & BREAK SWITCHES	464,798	254,468
85354010	VOLTAGE LEMITERS UPTO 245 KV	119,232	441,263
85354090	OTHER VOLTAGE LIMITERS/ARRESTORS	149,897	96,721
85359000	ELECTRIC APPARATUS FOR SWITCHING/PROTECTING ELECTRIC CIRCUITS>1000 VOLTS	1,267,051	468,650
85361010	FUSES FOR CAR/VEH <1000 VOLT	-	22,778
85361090	OTH FUSES FOR VOLTAGE <1000 VO	104,165	84,072
85362010	AUTO CIRCUIT BREAKER>10AMP	1,401,394	1,563,744
85362020	AIR CIRCUIT BREAKER MULTIPHASE	174,064	206,650
85362090	OTHER AUTO CIRCUIT BREAKERS	463,785	296,003
85363000	OTHER APPARATUS PROTECTING ELECTRIC CIRCUITS	193,469	284,578
85364110	RELAYS FOR VEH/CAR NOT>60V	-	32,586
85364190	RELAYS FOR VOLTAGE NOT>60V	78,651	68,961
85364910	OTHER, RELAYS FOR VEH/CAR	-	3,844
85364990	OTHER, RELAYS	1,302,778	906,130
85365010	PRESSURE SWITCHES	64,600	218,205
85365021	IGN SW W/O STEA LOC CAR H-8703	68,451	73,038
85365022	NENTRAL SAFETY SW,VEH-H 8701	9,577	6,639
85365029	OTHER SWITCHES	85,401	81,216
85365091	DOOR SW M-CAR H-8703,VEH-H8704	92,237	126,326
85365099	OTH SOCK,LAMP HOLD NOT>1000VOL	395,187	453,462
85366100	LAMP HOLDERS	51,626	63,294
85366910	PLUGS&SOCKET PINS 16& ABOVE	167,967	183,889
85366990	OTH ELEC SWITCH,RELAYS,FUSES	937,751	1,108,428
85367000	CONNECTORS FOR OPTICALFIBRES	44,654	72,448
85369010	WAFER PROBES ELECTRICAL	16,602	16,267

## PCT CHAPTER WISE BREAKUP OF IMPORTS

Rs. In Thousands

HSCODE	COMMODITY	Jul-Jan	Jul-Jan
		2017-18	2018-19
	<b>ELECTRICAL MACHINERY,EQUIP,PARTS</b>		
85369030	MAGNETIC CONTRACTOR/THERMAL PROTECTORS FOR MOTORS	241,306	263,717
85369090	OTHER ELECTRICAL APPARATUS SWITCH/PROTECTING ELECTRICAL CIRCUITS	1,251,416	972,153
85371010	FUSE BOX VEH H-8711 NOT >1000 V	1,081	743
85371020	FUS BOX OTH CAR/VEH NOT >1000V	57,793	77,339
85371090	OTH BOARDS, PANELS, CONSOLES	9,853,541	8,305,367
85372000	BODIES, CONSOLE ETC VOLTAGE >1000V	6,829,742	2,087,730
85381000	BOARD,PANELS GOODS HEAD 85.37	261,536	343,060
85389010	VACCUUM INTERRUPTERS CIRCUIT BREAKER	19,557	17,168
85389090	OTHER PARTS HEAD 8535,8536,8537	1,755,229	1,994,986
85391000	SEALED BEAM LAMP UNITS	120,135	104,333
85392110	AUTO BULBS	223,676	218,767
85392190	OTHER TUNGSTEN HALOGEN LAMPS	87,268	49,316
85392200	OTHER LAMPS 200W FOR VOLTAGE>100V	38,848	47,618
85392910	BULBS FOR AUTOMOTIVE VEHICLES	13,551	25,164
85392920	BULBS FOR FLASH LIGHT	810	45
85392990	OTHER FILAMENT LAMP EXCLUDING ULTRA VIOLET /INFRARED/ARC LAMPS	283,466	190,992
85393110	FLORESCENT CATHOD ENERGY SAV L	2,247,467	526,769
85393120	FLORESCENT CATHOD ENERGY SAV T	101,117	115,691
85393190	OTH.DISCHARGE FLORESCENTLAMPS	56,552	37,937
85393210	MERCURY OR SODIUM VAPOUR LAMPS	9,127	1,118
85393220	ENERGY SAV. TUBE(MERCURY/SODIM	2,974	412
85393290	OTH.MERC,SODI,METAL HALID LAMP	78,886	55,066
85393900	OTH MERCURY/SOD VAPOR LAMP	13,239	26,605
85394100	ARC-LAMPS (ELECTRIC)	5,525	4,242
85394910	INFRA-RED LAMPS	8,831	10,218
85394920	ULTRA-VOILET LAMPS	25,780	30,187
85395010	LED LAMP BULB	4,205,914	3,576,876
85395020	LED LAMP TUBE	260,876	300,349
85399010	TUNGSTEN FILAMENT FOR 6,12,24V	65,718	58,032
85399020	LEAD WIRE/BASE CAP FOR-AUTO BULBS & TUBELIGHTS	111,586	154,941
85399030	PARTS OF ENERGY SAVING LAMPS	180	3,314
85399040	PARTS OF ENERGY SAVING LAMPS	220,176	124,618
85399090	OTHER PART ELECTRIC FILAMENT OR DISCHARGE LAMPS	65,221	526,440
85404000	DATA/GRAPHIC DISPLAY TUBE,COLO	4	14
85406000	OTHER CATHODE-RAY TUBES	1,292	-
85407100	MAGNETRONS	344,466	370,411
85407900	OTHER,MICROWAVE TUBE,CARCINOTRONS	7,840	141

## PCT CHAPTER WISE BREAKUP OF IMPORTS

Rs. In Thousands

HSCODE	COMMODITY	Jul-Jan	Jul-Jan
		2017-18	2018-19
	<b>ELECTRICAL MACHINERY,EQUIP,PARTS</b>		
85408100	RECEIVER OR AMPLIFIER VALVES/TUBES	935	186
85408900	OTHER VALVES AND TUBES,N.S.	2,278	1,442
85409900	OTH PARTS OF HEADING NO.85.40	1,780	877
85411000	DIODES,OTHER THAN PHOTSENSITIVE OF LIGHT EMITTING DIODES	165,900	219,479
85412100	TRANSISTOR OTHER THAN PHOTSENSITIVE	6,799	8,270
85412900	OTHER TRANSISTOR DISSIPATION RATE OF <1W	104,522	73,695
85413000	THYRISTORS DIACS AND TRIACS	12,202	9,803
85414000	PHOTSENSITIV SEMICONDUCTOR DEVICES	16,704,873	28,904,195
85415000	OTH SEMICONDUCTOR DEVICES	40,960	19,090
85416000	MOUNTED PIEZO-ELECTRIC CRYSTAL	47,898	65,170
85419000	PARTS OF APPARATUS OF H-85.41	27,972	31,713
85423100	PROCESSORS & CONTROLLERS	268,341	368,206
85423200	MEMORIES	33,330	27,217
85423300	AMPLIFIERS	34,268	28,829
85423900	OTH ELECTRO INTEGRATED CIRCUIT	558,495	468,587
85429000	PARTS OF THE HEADING NO,85,42	129,891	109,302
85431000	PARTICLES ACCELERATORS	163	21
85432000	SIGNAL GENERATORS	7,862	13,081
85433000	MACHINES&APPARATUS FOR ELECTROPLATING, ELECTROLYSIS OR ELECTROPHORESIS	174,044	256,069
85437010	REMOTE CONTROL	574,560	715,302
85437020	INFRARED INSECT KILLER	45,689	70,267
85437030	ULTRAVIOLET INSECT KILLER	290	1,881
85437090	O-MCH/APPA-INDIVIDUAL FUNCTION	1,842,971	1,201,404
85439010	PART MACH 8543.1900&8543.2000	15,650	12,131
85439090	OTH PART ELEC MACH&APPLIANCES	251,925	244,923
85441110	ENAMELLED WIRE WITH NYLON COVER	18,552	7,807
85441190	OTHER ENAMELED COPPER WIRE	216,547	241,109
85441900	OTHER WINDING WIRE OF COPPER	601,063	364,886
85442000	CO-AXIAL CABLE & CONDUCTORS	791,164	1,532,160
85443011	WIRING/CABLE CAR/VEH-8703,4,11	75,734	4,746
85443012	WIRING/CABLE SETS VEH-H-8701,2	360	41
85443019	OTH IGN WRIN SET VEH/SH/A-CRFT	63,388	96,556
85443090	OTH WRING SET VEH/SHIP/A-CRAFT	53,652	632,959
85444210	COMPUTER LEADS WITH CONNECTOR	193,608	258,106
85444221	WIRI,CABLE SETS VEH-8703,04,11	6,214	5,844
85444222	WIRIN,CABLE SET VEH-8701,02,04	-	30
85444229	OTH WIRING SETS VEH-UPTO1000V	4,668	443

## PCT CHAPTER WISE BREAKUP OF IMPORTS

Rs. In Thousands

HSCODE	COMMODITY	Jul-Jan	Jul-Jan
		2017-18	2018-19
	<b>ELECTRICAL MACHINERY,EQUIP,PARTS</b>		
85444290	OTH CABLE SETS VEH-UPTO 1000V	805,034	1,105,577
85444910	ELECTRIC TELEPHONE CABLES	24,394	7,433
85444920	MULTI CORE,FLEXIBLE CABLE-COPP	1,120,212	419,783
85444990	OTH ELECTRIC CONDUCTORS VOLTAGE >80V BUT NOT>1000V	3,635,147	6,524,594
85446010	OTH EL CON FOR VOLTAGE >1000V	2,460,426	2,997,067
85446090	OTH EL CON FOR VOLTAGE	-	2,374,531
85447000	OPTICAL FIBRE CABLES	1,381,005	520,829
85451100	ELECTRODES USED IN FURNACES	196,684	548,294
85451900	OTHER ELECTRODES	9,808	9,199
85452000	CARBON BRUSHES	48,560	70,838
85459010	OTHER CARBON MOTOR VEHICLE/TRACTOR	1,564	2,341
85459020	CARBON RODS DRY BATTERY CELLS	10,211	14,905
85459090	OTHER LAMP CARBON&CARBON ARTICLE	19,421	5,815
85461000	ELECTRICAL INSULATOR OF GLASS	3,321	189
85462000	ELECTRICAL INSULATOR CERAMICS	1,546,371	340,049
85469000	OTHER ELECTRICAL INSULATORS OTHER THAN GLASS,CERAMICS	282,750	177,883
85471000	INSULATING FITTINGS OF CERAMIC	170,879	126,015
85472000	INSULATING FITTINGS OF PLASTIC	11,593	87,302
85479000	OTHER INSULATING FITTINGS OF PLASTICS/CERAMICS	354,068	491,437
85481010	BATTERIES PLATES	13,386	3,923
85481090	OTH SCRAP OF CELL,BATTERY	1,241,222	721,797
85489000	OTHER,PARTS ELECTRIC MACHINE/APPARATUS NES	3,685	6,417
	<b>TOTAL ELECTRICAL MACHINERY,EQUIP,PARTS</b>	<b>299,482,529</b>	<b>271,387,081</b>
	<b>RAILWAY, LOCOMOTIVE, ROLLING STOCK</b>		
86011000	RAIL LOCOMO POWERED ELECTRICITY	194	-
86012000	RAIL LOCOMO POWERED ELE ACCUMU	-	27
86021000	DIESEL ELECTRIC LOCOMOTIVES	4,796,286	-
86029000	OTHER,RAIL LOCOMOTIVE,LOCOMOTIVE TENDERS	1,480	-
86031000	RAILWAY,TRAMWAY POWRD EXT ELEC	7,706,320	-
86040000	RAILWAY/TRAMWAY MAINTENANCE OR SERVICE VEHICLE	1,157,804	487,585
86063000	SELF DISCHARGING VANS,WAGONS	732,478	-
86069900	OTHER RAILWAY,TRAMWAY GOOD VAN/WAGONS(NSP)	1,077,627	-
86071100	DRIVING BOGIES&BISSSEL-BOGIES	1,202	75
86071900	OTHER INCLUDING PARTS AXELS/WHEEL	631,800	209,361
86072100	AIR BRAKES AND PARTS THEREOF	32,309	183,198
86072900	OTHER BRAKES LOCOMOTIVE&PARTS THEREOF	133,468	696

## PCT CHAPTER WISE BREAKUP OF IMPORTS

Rs. In Thousands

HSCODE	COMMODITY	Jul-Jan 2017-18	Jul-Jan 2018-19
	<b>RAILWAY, LOCOMOTIVE, ROLLING STOCK</b>		
86073000	HOOKS, COUPLIN DEVICES, BUFFERS	873	3,504
86079100	OTHER PARTS OF LOCOMOTIVES	2,155,173	1,216,152
86079900	OTHER RAILWAY LOCOMOTIVE STOCK PART	9,288	1,375
86080000	RAILWAY/TRAMWAY TRACK FIXTURES	3,184,778	528,306
86090000	CONTAINERS DESIGNED & EQUIPPED FOR CARRIAGE BY 1 OR MORE MODES OF TRANSPORT	182,272	289,621
	<b>TOTAL RAILWAY, LOCOMOTIVE, ROLLING STOCK</b>	<b>21,803,352</b>	<b>2,919,900</b>
	<b>VEHICLES OTHER THAN RAILWAY, ROLLING STOCK</b>		
87011090	OTHER PEDESTRIAN CONTROLLED TRACTORS	1,427	-
87012010	ROAD TRACTOR CKD/SKD CONDITION	4,197,310	2,232,743
87012020	ROAD TRACT-S-TRAILER CBU<280hp	1,504,259	264,298
87012030	R-TRACTOR ANY KIT FORM-280HP/>	3,649,207	3,975,243
87012040	PEDEST CONT TRACTOR CBU>280HP	1,388,879	3,992,849
87012090	OTHER ROAD TRACTOR SEMI-TRAILER	38,311	-
87013090	OTHER TRACK-LAYING TRACTORS	102,980	-
87019100	TRACK LAYING TRACTOR <18 KW	341	6,855
87019220	AGRI TRACT, ENG CAP>26KW <37 KW	3,928	-
87019290	OTH TRACT, ENG CAP>26 KW <37 KW	51,465	18,766
87019320	AGRICULTURE TACTOR-37 TO 75KW	3,139,590	2,013,562
87019390	OTHER TRACTORS 37 TO 75 KW	19,367	-
87019400	AGR TRACT, ENG CAP>75 KW<130 KW	41,426	11,313
87019500	AGRI TRACT, ENG CAP>130 KW	1,938	-
87021010	MOTOR VEHICLE DIESEL ENGINE CKD/SKD CONDITION OF 10 PERSONS	2,845,995	2,971,214
87021090	OTHER MOTOR VEHICLE DIESEL ENGINE 10-PERSON	3,286,715	3,289,565
87022090	OTH M.V DIESEL&ELEC.10 OR>PERS	-	441,699
87024090	OTH M. VEH ELECTRIC.10 OR>PERS	-	2,999
87029090	OTHER MOTOR VEHICLE DIESEL ENGINE	903,205	692,285
87031000	MOTOR VEHICLE	28,528	26,441
87032111	COMP VEH, IN AKF, 800CC, SP-IGNI	5,534,681	6,163,755
87032112	COMPONENTS, MINI VAN VEH, IN AKF	3,110,451	3,044,895
87032113	MINI VANS (CBU)	2,694,079	3,170,304
87032114	C-ASSEM/MANUF AU-RICKSHAW, AKF	478,005	536,874
87032119	OTH VEH CY-CAPACITY NOT>800CC	8,259,098	5,674,361
87032191	COMPEN VEH, IN AKF, 800 -1000CC	14,781,242	19,597,830
87032193	4X4 VEHICLES (CBU), 800-1000CC	-	22,101
87032194	COPM.A/M.MINI VAN AKF 800-1000	226,596	309,721
87032195	MINI VAN (CBU) 800CC-1000CC	25,605	47,093

## PCT CHAPTER WISE BREAKUP OF IMPORTS

Rs. In Thousands

HSCODE	COMMODITY	Jul-Jan	Jul-Jan
		2017-18	2018-19
	<b>VEHICLES OTHER THAN RAILWAY, ROLLING STOCK</b>		
87032199	OTH VEHICLES, 800CC TO 1000CC	4,469,047	3,153,422
87032210	VEHICLE 1000-1300CC CKD/SKD CONDITION	11,992,744	20,414,524
87032220	OTHER MOTOR VEHICLE 1000-1300CC	367,402	145,017
87032240	OTHER MOTOR VEHICLE >1300-1500CC	268,141	5,648
87032290	OTH VEH CYL-CPA 1000-1500CC	6,440,022	1,626,274
87032311	COMPEN VEH,IN AKF1500-1800CC	10,949,317	15,768,380
87032319	OTH VEHICLE CYC 1500-3000CC	1,479,673	517,633
87032321	COMPEN VEH,IN AKF1800-3000CC	4,665,373	1,477,495
87032322	COPM.A/M.SPORTS VEH.1800-3000	1,030	9,294
87032323	SPORTS VEH(SUS.4X4)1800-3000	6,445	25,206
87032329	OTH VEHICLE CYC 1800-3000CC	1,910,568	1,435,511
87032490	OTH VEHICLE CYC EXCE- 3000CC	2,893,846	2,207,041
87033129	OTH VEH(DIES ENG)CY-800-1000CC	-	14,980
87033219	OTH VEH,CYC-1500-2500CC-DIESEL	5,458	-
87033222	COMP VH(SPORT-DI)1800-2500-AKF	3,429	-
87033223	SPORTS UTILITY VEHIC (SUVS 4X4	39,441	62,065
87033227	TWIN CABIN(DIESL)1800-2500-CBU	-	498
87033229	OTH VEH 1500-2500&1800-2500CC	4,066	82,394
87033310	COMP INDUS VEH>2500CC,AKF-DIES	156,406	2,307,363
87033390	OTH VEH CYC->2500CC,DIESEL	138,603	71,450
87034019	OTH.M.VEH SP.IG&ELEC =800CC	830	3,234
87034029	OTH VEH SP.IG&ELEC>800=1000C	2,226	770
87034032	VEH.SP.IG&ELEC>1000=1300CC	4,572	89,397
87034039	OTH.V.SP.IG&ELEC>1000=1300CC	4,186,549	7,576,214
87034049	OTH.V.SP.IG&ELEC>1500=1800CC	1,131,886	1,424,356
87034059	OTH.V.SP.IG&ELEC>1800=3000CC	56,404	61,108
87034069	OTH.VEH.SP.IG&ELEC>3000CC	153,259	9,267
87035039	OTH.V.DIES&ELEC>1000=1500CC	154,858	260,590
87035049	OTH.V.DIES&ELEC>1500=1800CC	24,547	80,493
87035059	OTH.V.DIES&ELEC>1800=2500CC	207,621	329,088
87035069	OTH.V.DIES&ELEC>1800=2500CC	11,958	34,604
87036039	OTH.VH.SP.IG&ELE CH>1000=1300C	14,681	-
87036049	OTH.VH.SP.IG&ELE CH>1500=1800C	3,673	-
87036059	OTH.VH.SP.IG&ELE CH>1800=3000C	268,651	189,713
87036069	OTH.VEH.SP.IG&ELE CHRGE>3000C	32,759	80,387
87037039	OTH.V.DIES&ELE CHRGE>1000=1500	659	-
87037049	OTH.V.DIES&ELE CHRGE>1500=1800	1,260	-

## PCT CHAPTER WISE BREAKUP OF IMPORTS

Rs. In Thousands

HSCODE	COMMODITY	Jul-Jan	Jul-Jan
		2017-18	2018-19
	<b>VEHICLES OTHER THAN RAILWAY, ROLLING STOCK</b>		
87037069	OTH.V.DIES&ELE CHRGE>2500CC	2,893	13,188
87038010	COPM.A/M.OF ELECTRIC VEH AKF	45	-
87038090	OTH .V. WITH ONLY ELEC. MOTOR	10,453	24,914
87039000	OTHER MOTOR CAR/MOTOR VEHICLE FOR PERSONS	12,858	88,450
87041010	DUMP TRUCKS WITH LIMITED SPEED	-	108,430
87041090	OTH MOTOR VEHICLES FOR GOODS	2,313,672	1,076,694
87042110	OTHER VEHICLE DIESEL G.V.W<5 TON CKD/SKD CONDITION	5,240,707	6,892,810
87042190	OTHER VEHICLE DIESEL G.V.W < 5 TON	2,685,013	1,134,852
87042211	CA,VEH GOODS,AKF,5-8-TON,DIESE	3,377,706	4,170,900
87042212	GVW>5TON <8TON CBU 2 AXLE	579,282	19,260
87042213	GVW>5TON <8TON CBU ABOVE 2 AXL	1,957	-
87042214	GVW>5TON<8TON HYB.ELEC.VEH.CBU	847	2,667
87042219	OTH VEH FOR GOODS 5-20 TON,DIE	36,128	286,594
87042291	CA,VEH GOODS,AKF,5-20-TON,DIES	3,733,955	2,577,780
87042292	GVW >8TON <20TON CBU 2 AXLE	526,463	117,634
87042293	GVW >8TON <20TON CBU ABOVE 2 A	190,026	13,210
87042299	OTH ,VEH GOODS,5-20-TON,DIESEL	243,568	236,416
87042310	VEHICLE >20 TONNES CKD/SKD DIESEL	218,210	1,410,123
87042330	GVW EXCEED 20TON CBU ABOVE 2 A	1,213,043	1,871,285
87042390	OTHER VEHICLE DIESEL >20 TONNES	97,592	-
87043110	VEHICLE NOT EXCEEDING 5 TONNES CKD/SKD	2,787,183	2,698,535
87043120	COPM.AS/MU. MINI CARGO VAN.AKF	29,340	164,935
87043130	MINI CARGO VAN(CBU)	1,803	600
87043140	COPM.A/M.3-WH CARGO LOADER.AKF	462,709	1,320,902
87043150	3-WHEELER CARGO LOADER(CBU)	505,255	99,400
87043190	OTHER VEHICLE NOT EXCEEDING 5 TONNES	82,127	87,942
87043210	VEHICLE EXCEEDING 5 TONNES CKD/SKD CONDITION	-	2,337
87043290	OTHER VEHICLE EXCEEDING 5 TONNES	1,292	-
87049090	OTHER VEHICLE FOR TRANSPORT OF GOODS	108	-
87051000	CRANE LORRIES	1,277,153	653,709
87052000	MOBILE DRILLING DERRICKS	-	364,130
87053000	FIRE FIGHTING VEHICLES	204,953	217,235
87054000	CONCRETE-MIXER LORRIES	800,220	444,759
87059000	OTHER SPECIAL PURPOSE MOTOR VEHICLE	1,449,233	516,785
87071000	BODIES/CABS,VEHICLE OF HEADING 87.03/MOTOR-CARS	34,822	22,008
87079010	BODIES M-VEH H-87042190&3190	628	229
87079090	BODIES OTH M-VEH H-8701TO 8705	42,167	4,764

## PCT CHAPTER WISE BREAKUP OF IMPORTS

Rs. In Thousands

HSCODE	COMMODITY	Jul-Jan	Jul-Jan
		2017-18	2018-19
	<b>VEHICLES OTHER THAN RAILWAY, ROLLING STOCK</b>		
87081010	BUMPERS(SHEET METAL)FOR VEHICLES OF SUB-HEADING 8701.2020, .2090, .9040 & .9060	1,345	3,340
87081020	FR/RE BUMPERS ETC M-CAR H-8703	38,728	34,274
87081090	OTH BUMPERS AND PARTS THEREOF	102,361	1,904,344
87082110	SAFETY SEAT BELTS M-CAR,H-8703	25,537	21,872
87082120	SAFETY SEAT BELTS VEH,H-8701,4	448	12
87082190	OTHER SAFETY SEAT BELTS	312,588	378,909
87082911	PARTS/ACCE OF BODIES VH-H-8701	16,193	1,474
87082919	OTH PARTS /ACC OF BODIES M-VEH	2,864	5,060
87082920	BODY PARTS, VH-H-87021090,9090	17	396
87082931	AIR OUTLET ASSEMB M-CAR H-8703	528,409	771,087
87082932	BODY PARTS OF VEH H-8703.2113	127,245	135,631
87082939	BODY PARTS OF VEH H-8703.2190	6,206,453	7,551,697
87082941	BODY PARTS OF VEH H-8704.2190	7,893	7,431
87082942	BODY PARTS OF VEH H-8704.2219	-	178
87082949	BODY PARTS OF OTH VEHICLES	76,808	60,362
87082990	PARTS/ACC M-VEH H-8701 TO 8705	330,492	360,302
87083010	BRAKES VEH H-87032115-87043190	28,897	39,937
87083020	BRAKE PATS H-87021090, 9090	44,587	25,296
87083031	BRAKE PART VH-H-87042190&.3190	3,882	4,039
87083032	BRAKE- P V-8704.2219,2299,2390	226	174
87083039	OTH BRAKE PATS VH-H-8704.22&23	186,921	210,150
87083090	OTHER BRAKE PATS OF OTHER VEH	690,616	499,274
87084010	GEAR BOXES FOR AGRI-TRACTOR	1,940	1,811
87084090	OTHER GEAR BOXES FOR VEHICLE	2,381,122	2,040,944
87085010	BUILT UP DRIVE AXE VH-8701,2,4	95,599	105,319
87085020	BUILT UP DRIVE AXEL AGRI-TRACT	75,940	64,542
87085090	DRIVE AXLES WITH DIFFERENTIAL	428,270	294,603
87087010	ROAD WHEELS,RIMS-CARS H-8703,4	138,436	147,830
87087020	ROAD WHE,RIM,VEH-8701,2,4(6X2)	615,312	220,202
87087090	OTH ROAD WHEELS,PARTS & ACCE	351,577	325,645
87088010	SUSPE S-ABSORBERS CARS 87.03,4	49,555	59,739
87088020	PIN FOR SHOCK ABSORB (4X2 VEH)	1,004	227
87088090	OTH SUSPENSION SHOCK-ABSORBERS	959,945	1,161,870
87089110	RADIATORS WITH ALUMINUM CORE	45,697	33,743
87089120	RADI O/TH ALU CORE CAR-8703,4	5,815	11,925
87089130	RADI O/T ALU CORE VH-8701,4*4	545	115
87089190	OTH PARTS AND ACCESSORIES	221,507	281,970



## PCT CHAPTER WISE BREAKUP OF IMPORTS

Rs. In Thousands

HSCODE	COMMODITY	Jul-Jan	Jul-Jan
		2017-18	2018-19
	<b>VEHICLES OTHER THAN RAILWAY, ROLLING STOCK</b>		
87089210	SILENCERS,EXH-PIPE CAR 87.03,4	10,947	7,867
87089220	SILENCER,EXH-PIPE VEH-8701,2,4	234	12
87089290	OTH SILENCER AND EXH-PIPE	18,478	19,898
87089310	UPP/LOWER PLA CLUCH CAR 8703,4	2,508	6,617
87089320	LOWER PLATE CLUCH VH-87032193	6,616	3,164
87089390	OTH CLUTCHES AND PARTS VEH	209,675	270,574
87089410	STEERING WHEELS M-CARS 8703,4	6,378	6,786
87089420	STEERING GEARS CAR-8703-800CC	131	9
87089490	OTH STEERING WHEELS/BOXES	597,981	558,541
87089500	SAFETY AIRBAGS INFLATER SYSTEM	1,020	2,046
87089910	O-PART VEH H-87012020,90,40,60	123,109	5,171
87089920	COMPONEN FOR VEH-87021090&9090	4,871	1,086
87089930	COMPONENTS MOTOR CAR H-8703	107,031	183,780
87089940	COMPONENTS VH-87042190,3190	31,794	63,410
87089950	COMPONEN VH-87042219,2290,2390	1,062	1,930
87089990	PARTS & ACCESSORIES OF MOTOR VEHICLES	4,618,100	5,750,711
87091100	WORK TRUCKS SELF-PROPELLED ELECTRICAL	6,131	4,436
87091900	OTHER WORK TRUCK SELF PROPELLED NOT-FITTED WITH LIFTING/HANDLING EQUIPMENT	83,128	90,533
87099000	PARTS,H-NO.87.09 OF WORK TRUCK	10,286	25,236
87100010	ARMOURED CASH CARRYING VEHICLE	89,836	5,487
87100090	TANKS,OTH ARMOUD FITGHING VEH	849	-
87111010	MOTOR CYCLE EXCEEDING 50 CC CKD/SKD CONDITION	-	12
87111090	OTHER MOTOR CYCLE NOT EXCEEDING 50CC	1,979	194
87112010	MOTOR CYCLE 50-250 CC CKD/SKD CONDITION	6,423,700	8,172,536
87112090	OTHER MOTOR CYCLE CAPACITY 50-250CC	121,366	113,513
87113010	AUTO RICKSHAW WITH BODIES	-	8,017
87113020	MOTOR CYCLE IN CKD/SKD CONDITION	79,061	-
87113090	OTH MOTOR CYCLES,OF A CYLINDER	124,229	9,897
87114090	OTH MOTORECYCLE 500-800CC	78,885	38,960
87115090	OTH MOTORCYCLE EXCEDING 800CC	89,314	134,377
87116020	ELEC-POW 2-WHEEL DEVICE(HOVER)	1,227	279
87116090	OTH. ELECTRIC M.CYLCLC	5,145	5,325
87119010	OTHER MOTOR CYCLE ,CKD/SKD CONDITION	116	5,573
87119090	OTHER MOTOR CYCLE/MOPEDS	549	146
87120000	BICYCLES,OTHER DELIVERY TRICYCLES, NOT MOTORISED	813,649	646,018
87131000	CARRIAGES FOR DISABLED PERSONS, NOT MECHANICALLY PROPELLED	238,516	373,964
87139000	OTHER INVALID CARRIAGES MOTORISED	12,993	39,507

## PCT CHAPTER WISE BREAKUP OF IMPORTS

Rs. In Thousands

HSCODE	COMMODITY	Jul-Jan	Jul-Jan
		2017-18	2018-19
	<b>VEHICLES OTHER THAN RAILWAY, ROLLING STOCK</b>		
87141010	SADDLES OF MOTORCYCLES,MOPEDS	6	77
87141020	COMPONNENT FOR VEHICLE-H-8711	1,230,803	1,215,860
87141030	DRUM GEAR SHIFT OF VEHI-H-8711	65,745	81,668
87141040	COMPONENTS FOR VEH HEAD 87.11	410,254	311,855
87141090	OTH PART ACC VEH H-87.11-87-13	2,991,106	3,016,846
87142000	PART ACCESSORIES OF CARRIAGES FOR DISABLED PERSONS	1,341	3,655
87149100	FRAMES,FORKS & PARTS THEREOF	1,558	674
87149200	WHEEL RIMS AND SPOKES	24,483	27,082
87149310	FREE WHEEL SPRO BICYCLE H-8712	58,846	80,248
87149390	OTH FREE WHEEL SPROCK BICYCLE	1,421	5,247
87149400	BRAKES,COASTER BRAKING HUBS,HUB BRAKES,& PARTS THEREOF	15,756	18,094
87149500	OTHER, SADDLES	30,948	30,680
87149600	PEDALS,CRANK-GEAR,& PARTS THEREOF	6,248	5,234
87149900	OTHER,PARTS AND ACCESSORIES	180,431	195,713
87150000	BABY CARRIAGES & PARTS THEREOF	83,345	52,657
87161090	OTH TRAILER/S-TRAILER CRV TYPE	4,721	28,505
87162090	OTH SELF-LOADING/UN-AG-TRAILER	2	140
87163190	TRAILERS FOR TRANSPORT GOODS	25,686	55,058
87163990	OTH TRAILERS/SE-TRAILERS GOODS	404,317	653,035
87164090	OTH TRAILERS & SEMI -TRAILERS	9,175	36,508
87168010	COMPO FOR OTH VEH IN ANY KIT-F	13	1,001
87168090	OTHER VEH NOT MANHNICALLT PROP	209,075	57,059
87169000	PARTS,TRAILER SEMI-TRAILER, H87.16	374,760	771,297
	<b>TOTAL VEHICLES OTHER THAN RAILWAY, ROLLING STOCK</b>	<b>170,681,151</b>	<b>184,583,188</b>
	<b>AIRCRAFT, SPACECRAFT AND PARTS THEREOF</b>		
88010000	GLIDERS AND HANG GLIDERS	1,107	3,805
88021100	HALICOPTER UNLADN WT!>2000 KG	-	22,481
88021200	HALICOPTER UNLADEN WEIGHT>2000 KG	93,799	-
88023000	AEROPLANE UNLADEN WEIGHT>2000 BUT NOT >15000KG	-	622,937
88024000	AEROPLANE UNLADEN WEIGHT>15000KG	5,625,837	12,346
88031000	PROPELLERS,ROTORS & PARTS THEREOF	1,666	10,861
88032000	UNDER CARRIAGES/PARTS THEREOF	9,323	5,792
88033000	OTHER PARTS OF AEROPLANE/HELICOPTER	949,151	379,218
88039000	OTHER PARTS OF H-88.01 OR 88.02	3,284,115	4,474,496
88040000	PARACHUTES AND ROTOCHUTES,PARTS & ACCESSORIES THEREOF	707	571
88051000	AIRCRAFT LAUNCHING GEAR,DECK-ARRESTOR	-	107

## PCT CHAPTER WISE BREAKUP OF IMPORTS

Rs. In Thousands

HSCODE	COMMODITY	Jul-Jan 2017-18	Jul-Jan 2018-19
	<b>AIRCRAFT, SPACECRAFT AND PARTS THEREOF</b>		
88052900	OTHER GROUND FLYING TRAINER ,PART	73	-
	<b>TOTAL AIRCRAFT, SPACECRAFT AND PARTS THEREOF</b>	<b>9,965,778</b>	<b>5,532,614</b>
	<b>SHIP, BOATS &amp; FLOATING STRUCTURES</b>		
89011000	CRUISE SHIPS,BOATS FOR PERSONS	281,534	10,775
89012000	TANKERS	30,296,970	-
89019000	OTHER VESSELS FOR PERSONS/GOODS	1,951,189	105,848
89031000	INFLATABLE YACHTS&OTHER VESSEL FOR PROCESSING/PRESERVING FISHERY PRODUCTS	4,186	132
89039100	SAILBOATS,WITH/WITH OUT AUXILIARY-MOTOR	-	518
89039200	MOTORBOAT,OTHER THAN OUTBOARD MOTOR-BOATS	5,598	7,805
89039900	OTH INFLATABLE YACHTS	19,564	157,245
89040000	TUGS AND PUSHER CRAFT.	146,146	3,374,912
89051000	DREDGERS	9,654	13,150
89059000	OTH LIGHT VESSELS,FLO-CRANES	657,397	51,749
89071000	INFLATABLE RAFTS	-	1,246
89079000	OTHER; FLOATING STRUCTURES	33,068	364,415
89080000	VESSEL,FLOATING-STRUCTOR FOR BREAKING UP	31,104,874	17,022,581
	<b>TOTAL SHIP, BOATS &amp; FLOATING STRUCTURES</b>	<b>64,510,180</b>	<b>21,110,376</b>
	<b>OPTICAL,PHOTOGRAPHIC,CINEMATOGRAPHIC,MEASURING,MEDICAL OR SURGICAL INSTRUMENTS AND APPARATUS,PARTS AND ACCESSORIES</b>		
90011000	OPTICAL FIBRES,OPTICAL FIBRE BUNDLES AND CABLES	366,474	827,908
90012000	SHEETS/PLATES OF POLARISING MATERIAL	-	5
90013000	CONTACT LENSES.	19,875	20,275
90014000	SPECTACLE LENSES OF GLASS.	44,661	55,493
90015000	SPECTACLE LENSES OF OTHER MATERIAL	11,042	26,928
90019000	OTHER LENSES, PRISMS, MIRRORS	4,698	83,953
90021100	OBJETIVE LENSES FOR CAMERA/PROJECTORS OR PHOTOGRAPHIC ENLARGERS OR REDUCERS	14,250	14,970
90021900	OTHER OBJECTIVE LENSES.	20,169	19,217
90022000	FILTERS	2,155	778
90029000	OTHER,MOUNTED OPTICAL ELEMENTS	24,595	12,246
90031100	FRAMES,MOUNTINGS OF PLASTICS	42,818	1,890
90031900	FRAMES,MOUNTING OF OTHER MATERIAL	147,618	204,876
90039000	PART FOR FRAMES&MOUNTINGS FOR SPECTACLES	736	976
90041000	SUNGLASSES	355,380	118,476
90049000	OTHER SPECTACLES,GOGGLE&THE LIKE,CORRECTIVE, PROTECTIVE OR OTHER	65,310	92,961
90051000	BINOCULARS	18,085	28,947
90058000	OTHER INSTRUMENTS	5,501	22,084
90059000	PARTS & ACCESSORIES (INCLUDING MOUNTINGS)	476	1,173

## PCT CHAPTER WISE BREAKUP OF IMPORTS

Rs. In Thousands

HSCODE	COMMODITY	Jul-Jan	Jul-Jan
		2017-18	2018-19
	<b>OPTICAL, PHOTOGRAPHIC, CINEMATOGRAPHIC, MEASURING, MEDICAL OR SURGICAL INSTRUMENTS AND APPARATUS, PARTS AND ACCESSORIES</b>		
90061000	CAMERA FOR PREPARING PRINTING PLATES OR CYLINDERS	2	75
90063000	CAMERA USED IN UNDERWATER SURVEY	1,939	138
90064000	INSTANT PRINT CAMERAS	1,059	1,770
90065100	CAMERA(SLR-SINGLE LENS REFLEX) FOR ROLL FILM OF WIDTH NOT >35MM	42	99
90065900	OTHER CAMERA PHOTOGRAPHIC NS	1,825	5,555
90066100	DISCHARGE LAMP(ELECTRONIC) FLASHLIGHT APPARATUS	433	608
90066900	OTHER PHOTOGRAPHIC FLASHLIGHT APPARATUS	1,812	1,513
90069100	PARTS, ACCESSORIES PHOTOGRAPHIC CAMERA	7,751	11,483
90069900	PART, ACCESSORIES PHOTOGRAPHIC FLASHLIGHT APPARATUS	4,986	5,557
90071000	CINEMATOGRAPHIC CAMERAS S-R/RE	704	2,731
90072000	CINEMATOGRAPHIC PROJECTORS	14,802	3,954
90079100	PARTS, ACCESSORIES FILM CAMERA	459	7,811
90079200	PARTS, ACCESSORIES FOR FILM PROJECTOR	2,211	3,475
90085000	PROJECTORS, ENLARGERS & REDUCERS	134	980
90089000	PARTS/ACCESSORIES OF HEADING NO.90.08	1,789	1,189
90101000	APPARATUS, EQUIPMENT AUTOMATICALLY DEVELOPING FILM	18,760	21,077
90105000	OTHER APPARATUS EQUIPMENT PHOTO-GRAPHIC LABORATORIES	14,839	28,682
90106000	PROJECTION SCREENS	57,539	26,901
90109000	PART ACCESSORIES OF APPARATUS/EQUIPMENT H-90.10	12,951	13,120
90111000	STEREOSCOPIC MICROSCOPES	26,057	23,088
90112000	OTHER MICROSCOPES, PHOTO-MICROGRAPHY, CINEPHOTOMICROGRAPHY OR MICROPROJECTION	1,033	1,552
90118000	OTHER MICROSCOPES	188,212	117,761
90119000	PARTS, ACCESSORIES OF OPTICAL MICROSCOPE	4,787	25,370
90121000	MICROSCOPE OTHER THAN OPTICAL MICRO-SCOPES; IFFRACTION APPARATUS	45,291	138,804
90129000	PARTS, ACCESSORIES MICRO-SCOPE OTHER THAN OPTICAL MICROSCOPES;	16,265	284
90131000	TELESCOPIC SIGHTS FITTING TO ARMS	3,170	21,399
90132000	LASERS OTHER THAN LASER DIODES	45,400	50,814
90138000	OTHER DEVICES APPLIANCES & INSTRUMENTS	340,270	331,512
90139000	PARTS, ACCESSORIES OF SUB GROUP-90.13	9,601	32,933
90141000	DIRECTION FINDING COMPASSES	4,105	7,315
90142000	INSTRUMENTS/APPLIANCES FOR AERONAUTICAL OR SPACE NAVIGATION	202,984	10,333
90148000	OTHER INSTRUMENTS/APPLIANCES (NAVIGATIONAL)	54,091	5,767
90149000	PART, ACCESSORIES OF SUB GROUP OF 90.14	1,745	1,315
90151000	RANGEFINDERS	38,534	104,795
90152000	THEODOLITES AND TACHEOMETERS	16,467	10,253
90153000	LEVELS	32,752	42,226
90154000	PHOTOGRAMMETRICAL SURVEYING INSTRUMENTS/APPLIANCES	404	269

## PCT CHAPTER WISE BREAKUP OF IMPORTS

Rs. In Thousands

HSCODE	COMMODITY	Jul-Jan	Jul-Jan
		2017-18	2018-19
	<b>OPTICAL,PHOTOGRAPHIC,CINEMATOGRAPHIC,MEASURING,MEDICAL OR SURGICAL INSTRUMENTS AND APPARATUS,PARTS AND ACCESSORIES</b>		
90158000	OTHER INSTRUMENTS AND APPLIANCE	1,414,792	1,281,135
90159000	PARTS AND ACCESSORIES OF SUB GROUP 90.15	219,486	225,350
90160010	BALANCES, ELECTRONIC	29,956	31,521
90160090	OTHER BALANCES OF SENSITIVITY OF 5 CG OR BETTER, WITH OR WITHOUT WEIGHTS	12,331	19,873
90171010	TEXTILE GARMENT DESIGNING MACHINES,WITH CAD/CAM/CIM SYSTEM	20,823	16,919
90171090	OTHER TEXTILE GARMENT DESIGNING MACHINES	9,297	8,807
90172000	OTHER DRAWING MARKING OUT/MATHMATICAL CALCULATING INSTRUMENTS	100,737	101,869
90173010	MICROMETERS	5,444	6,081
90173020	CALLIPERS AND GAUGES	33,477	38,504
90178010	MEASURING RODS AND TAPES	95,520	106,103
90178090	OTHER INSTRUMENT FOR MEASURING LENGTH	27,008	37,217
90179000	PARTS/ACCESSORIES OF SUB GROUP 90.17	7,004	4,416
90181100	ELECTRO-CARDIOGRAPHS	106,301	80,936
90181200	ULTRASONIC SCANNING APPARATUS	1,125,674	764,379
90181300	MAGNETIC RESONANCE IMAGING APPARATUS	492,685	1,613,563
90181400	SCINTIGRAPHIC APPARATUS	131,136	109,858
90181900	OTHER ELECTRO-DIAGNOSTIC APPARATUS	4,327,675	5,065,611
90182000	ULTRA VIOLET/INFRA-RED RAY APPARATUS	58,048	19,209
90183110	SYRINGES WITH NEEDLES	1,923,608	1,907,112
90183120	SYRINGES WITHOUT NEEDLES	70,130	41,937
90183200	TUBULAR METAL NEEDLE/NEEDLES FOR SUTURES	241,026	254,414
90183910	DEXTROSE,SALINE INFUSION SETS	19,164	230,527
90183920	DEXTROSE&SALINE INFUSION SET,NEEDLES	732,370	975,177
90183931	SUCTION CATHETER	8,712	4,965
90183933	FOLY'S CATHETER	52,342	88,694
90183939	OTHER CATHETER	1,030,012	1,502,815
90183940	CANNULA	651,384	1,040,524
90183950	SURGICAL NEEDLES	39,256	42,097
90183960	ENDO TRACHEAL TUBE CATHETER	38,885	24,633
90183970	BALLOONS CATHETER	3,400	3,184
90183990	OTHER NEEDLES,CATHETERS,CANNULA ETC	3,921,210	5,497,331
90184100	DENTAL DRILL ENGINES,DENTAL EQUIPMENT	2,881	10,352
90184900	OTHER;INSTRUMENT/APPLIANCES USED IN DENTAL SCIENCE	173,278	193,793
90185000	OTHER,OPHTHALMIC INSTRUMENT & APPLIANCES	371,625	413,839
90189010	ANESTHESIA APPARATUS	336,834	431,891
90189020	STETHOSCOPES	101,647	28,576
90189030	SURGICAL SCISSORS	66,007	4,973

## PCT CHAPTER WISE BREAKUP OF IMPORTS

Rs. In Thousands

HSCODE	COMMODITY	Jul-Jan	Jul-Jan
		2017-18	2018-19
	<b>OPTICAL,PHOTOGRAPHIC,CINEMATOGRAPHIC,MEASURING,MEDICAL OR SURGICAL INSTRUMENTS AND APPARATUS,PARTS AND ACCESSORIES</b>		
90189040	SURGICAL KNIVES	13,412	15,358
90189050	SPHYGMOMANO-METER	283,891	294,506
90189060	INFANT INCUBATORS	39,640	41,638
90189070	FIBRE DIALIZERS	62,791	125,173
90189090	OTHER INSTRUMENT,APPLIANCES USED IN MEDICAL/SURGICAL/VETERINARY	7,237,886	4,960,154
90191000	MECHANO-THERAPY,MESSAGE/PSYCHOLOGICAL APTITUDE TESTING APPARATUS	241,219	186,365
90192010	OXYGENATOR WITH ACCESSORIES	304,101	249,927
90192020	OZONE THERAPY APPARATUS	40	-
90192030	ACROSOL THERAPY APPARATUS	311,429	406,576
90192090	OTHER THERAPEUTIC RESPIRATION APPARATUS	565,590	484,245
90200010	GAS MASKS	24,190	13,326
90200020	OTHER BREATHING APPLIANCES	168,149	189,139
90211000	ORTHOPAEDIC/FRACTURE APPLIANCES	54,348	61,202
90212100	ARTIFICIAL TEETH	1,494	1,107
90212900	OTHER; DENTAL FITTINGS	22,324	27,072
90213100	ARTIFICIAL JOINTS	425,925	684,143
90213900	OTHER ARTIFICIAL PARTS OF BODY	1,136,683	1,349,882
90214000	HEARING AIDS,EXCLUDING PART/ACCESSORIES	95,274	226,710
90215000	PACEMAKERS FOR STIMULATING HEART MUSCLES,	553,790	1,238,421
90219000	OTHER;APPLIANCES WORN/CARRIED/IMPLANTED IN BODY TO COMPENSATE DEFECT/DISABILITY	205,207	222,735
90221200	APPARATUS FOR X-RAY,MEDICAL,SURGICAL,DENTAL USES	1,355,086	1,349,066
90221300	OTHER, APPARATUS X-RAY DENTAL USES	58,551	28,527
90221400	OTHER ,X-RAY APPARATUS FOR MEDICAL,SURGICAL	2,734,432	3,033,269
90221900	OTHER, APPARATUS BASED ON USE OF X-RAY	433,406	356,393
90222100	APPARATUS FOR USE OF ALPHA,BETA RADIATIONS	381,875	165,050
90222900	APPARATUS FOR ALPHA,BETA GAMMA RADIATIONS	96,857	25,813
90223000	X-RAY TUBES	53,982	181,029
90229000	OTHER,APPARATUS BASED X-RAY,ALPHA,BETA,GAMMA RADIATIONS	226,749	486,390
90230000	APPARATUS,INSTUMENT,DESIGNED FOR DEMONSTRATIONAL PURPOSES	1,177,303	1,583,249
90241000	HARDNESS/STRENGTH/COMPRESSIBILITY TESTING MACHINES & APPLIANCES	101,712	67,530
90248000	OTHER,HARD,STRENGTH,COMPRESSIBILITY TESTING MACHINES	430,425	380,029
90249000	PARTS ACCESSORIES OF SUB GROUP 90.24	52,290	75,791
90251110	THERMOMETERS CLINICAL	72,534	38,415
90251190	OTHER,LIQUID-FILLED THERMOMETER	29,088	30,390
90251900	OTHER THERMOMETERS/PYROMETERS	209,001	169,335
90258010	HYDROMETERS	4,883	5,444
90258020	PSYCHROMETERS	459	710

## PCT CHAPTER WISE BREAKUP OF IMPORTS

Rs. In Thousands

HSCODE	COMMODITY	Jul-Jan	Jul-Jan
		2017-18	2018-19
	<b>OPTICAL, PHOTOGRAPHIC, CINEMATOGRAPHIC, MEASURING, MEDICAL OR SURGICAL INSTRUMENTS AND APPARATUS, PARTS AND ACCESSORIES</b>		
90258030	TEMPERATURE GUAGES AG -TRACTOR	170	1,203
90258090	OTHER, INSTRUMENT RECORDING COMBINATION	169,706	205,298
90259000	PARTS, ACCESSORIES SUB GROUP- 90.25	61,220	62,126
90261010	FUEL GUAGES FOR AGRI-TRACTOR	33	94
90261020	OIL LEVEL INDICATOR AG-TRACTOR	538	1,767
90261030	OTH MEASURIN APPA FOR M-VEH	23,347	37,614
90261090	OTH MEASURIN APPA FOR LIQUIDS	281,245	465,570
90262000	APPARATUS, MEASURING/CHECKING PRESSURE.	667,287	1,410,939
90268000	OTHER, APPARATUS, MEASURING VARIABLES OF LIQUID/GASES	1,294,613	1,466,143
90269000	PARTS, ACCESSORIES OF SUB GROUP 90.26.	193,858	233,571
90271000	GAS/SMOKE ANALYSIS APPARATUS.	264,167	199,639
90272000	CHROMATOGRAPHS/ELECTROPHORESIS INSTRUMENTS	695,291	570,872
90273000	SPECTROMETER, SPECTROPHOTOMETERS & SPECTROGRAPH USING OPTICAL RADIATIONS	461,055	365,725
90275000	OTHER, INSTRUMENT USING OPTCAL RADIATION	906,592	970,608
90278000	OTHER, INSTRUMENT FOR PHYSICAL OR CHEMICAL ANALYSIS	2,466,429	3,069,582
90279000	MICROTOMES; PARTS/ACCESSORIES APPARATUS-90.27	398,083	482,445
90281000	GAS METERS	1,949,368	1,053,583
90282000	LIQUID METERS	8,892	9,258
90283000	ELECTRICITY METERS	238,768	204,262
90289010	SHAFT/ASSEMBLY ELECTRIC METER	56	939
90289020	OTHER PARTS FOR ELECTRIC METER	64,918	41,696
90289090	OTHER PRODUCTION/CALIBRATING METERS	411,245	364,918
90291010	TAXIMETERS AND PEDOMETERS	16	143
90291020	MILEO METERS	158	213
90291090	OTHER; PRODUCTION COUNTERS&LIKE; SPEED INDICATORS&TACHOMETERS	11,636	7,075
90292011	SPEED INDICATOR- VEH-8703,11,4	3,123	2,445
90292013	SPEED INDICATORS FOR OTH M-VEH	65,817	50,841
90292019	OTH SPEED INDICATOR/TACHOMETER	29,445	31,354
90292020	STROBOSCOPES	1,452	566
90299000	PARTS ACCESSORIES OF ARTICLE H- 90.29	118,156	119,471
90301000	INSTRUMENT/APPARATUS, MEASURE IONISING RADIATIONS	69,313	509,325
90302000	CATHODE-RAY OSCILLIOSCOPE/OSCILLIOGRAPHS	33,478	14,454
90303100	MULTIMETERS	82,563	31,051
90303200	MULTIMETER WITH RECORD DEVICE	27,835	46,487
90303310	BATTERY METER FOR AGR -TRACTOR	120	104
90303320	OTH METERS FOR M-CARS & VEHICL	37	181
90303330	AMPERE-METER	37,512	19,869

## PCT CHAPTER WISE BREAKUP OF IMPORTS

Rs. In Thousands

HSCODE	COMMODITY	Jul-Jan	Jul-Jan
		2017-18	2018-19
	<b>OPTICAL,PHOTOGRAPHIC,CINEMATOGRAPHIC,MEASURING,MEDICAL OR SURGICAL INSTRUMENTS AND APPARATUS,PARTS AND ACCESSORIES</b>		
90303390	OTH APPA (MEASURING RADIATION)	146,367	169,997
90303900	O-OSCILLOSCOPE W-RECOD DEVICE	86,015	125,307
90304000	OTHER,INSTRUMENT,SPECIALY DESIGNED FOR TELECOMMUNICATIONS(CROSS TALK METER ETC)	330,381	56,065
90308200	OTHER,INSTRUMENT,MEASURE OR CHECK SEMICONDUCTOR WAFERS/DEVICE	267	1,504
90308400	OTH,APPA,WITH RECORDING DEVIC	21,149	82,402
90308900	OTHER,INSTRUMENT,MEASURE ELECTRICAL QUANTITIES.	326,070	347,126
90309000	PARTS ACCESSORIES OF SUB GROUP 90.30	39,144	125,187
90311000	MACHINE BALANCING MECHANICAL PARTS	57,606	46,113
90312000	TEST BENCHES	217,559	39,204
90314100	OTHER,OPTICAL INSTRUMENT CHECKING SEMICODUCTOR WAFERS OR DEVICES	142	53
90314900	OTHER,OPTICAL INSTRUMENT & APPLIANCES.	515,030	275,786
90318000	OTHER,INSTRUMENT APPLIANCES & MACHINES.	1,288,928	1,483,204
90319000	PART,ACCESSORIES OF ARTICLE H- 90.31	198,690	293,233
90321010	THERMOSTAT REFRIGERATOR / AIRCONDITIONERS	236,942	292,153
90321090	OTHER THERMOSTAT	95,961	160,770
90322000	MANOSTAT(PRESSURE REGULATORS)	10,053	11,763
90328100	OTHER,INSTRUMENT/APPARATUS HYDRAULIC OR PNEUMATIC	113,993	21,484
90328910	TEMP CONT SWIT VEH-H-8703.2115	14,839	2,366
90328920	OTH SWITCHES FOR M-CARS/VEH	20,627	30,667
90328990	OTH AUTOMATIC CONT INSTUMENTS	1,986,973	3,720,546
90329000	PARTS,ACCESSORIES OF ARTICLE H- 90.32	126,540	229,331
90330010	PART ACCESSORIES MEDICAL APPLIANCES OF HEARING AIDS	3,103	844
90330020	PACING WIRE	562	1,305
90330090	OTHER,PARTS ACCESSORIES(NOT ELSEWHERE SPECIFIED)MACHINES/APPLIANCES/APPRAT CH-90	456,775	225,662
	<b>TOTAL OPTICAL,PHOTOGRAPHIC,CINEMATOGRAPHIC,MEASURING,MEDICAL OR SUR</b>	<b>56,817,487</b>	<b>63,371,461</b>
	<b>CLOCKS AND WATCHES AND PARTS THEREOF</b>		
91011100	WRIST WATCHES,ELECTRICALLY OPERATED,MECHANICAL DISPLAY ONLY	3,387	153
91011900	OTHER,WRIST WATCH,BATTERY POWERED	237,703	33,023
91012900	OTHER,WRIST-WATCH,WHETHER OR NOT INCORPORATING STOP-WATCH FACILITY	3,200	4,405
91019100	OTHER,POCKET-WATCH ELECTRICALLY OPERATED	43	239
91019900	OTHER,POCKET-WATCHES&OTHER WATCHES	1,872	971
91021100	WRIST WATCH,ELECTRICALLY OPERATED,MECHANICAL DISPLAY	68,075	90,342
91021200	WRIST WATCH,ELE OPE,ELEC DISPL	87	98
91021900	OTHER,WRIST WATCH,BATTERY ,PRECIOUS METAL	213,449	164,975
91022100	OTHER,WRIST-WATCH,AUTOMATIC WIND	9,581	56,780
91022900	OTHER,WRIST-WATCH,OTHER THAN PRECIOUS METAL	268,176	293,475



## PCT CHAPTER WISE BREAKUP OF IMPORTS

Rs. In Thousands

HSCODE	COMMODITY	Jul-Jan	Jul-Jan
		2017-18	2018-19
	<b>CLOCKS AND WATCHES AND PARTS THEREOF</b>		
91029100	OTHER, POCKET-WATCH ELECTRICALLY OPERATED	4	1,107
91029900	OTHER,POCKETWATCH OTHER THAN PRECIOUS METAL	6,360	1,545
91031000	CLOCK WATCH MOVE ELECTRICALLY OPERATED	65	39
91039000	OTHER,CLOCKS WATCH MOVEMENT EXCLUDING CLOCKS OF H-91.04	6,333	1,206
91040010	INSTRUMENTAL PANEL CLOCK FOR AIR/SPACE CRAFT.	211	-
91040020	CLOCKS FOR VEH H-8703.3223	-	19
91040030	CLOCKS FOR M-CARS & VEHICLES	130	2,255
91040090	OTHER,INSTRUMENT PANEL CLOCK VEHICLE/VESSELS	22	-
91051100	ALARAM CLOCK,ELECTRICALLY OPERATED.	7,068	11,624
91051900	OTHER, ALARAM CLOCK	9,886	5,639
91052100	WALL CLOCK,ELECTRICALLY OPERATED	18,666	9,248
91052900	OTHER, WALL CLOCKS	69,583	66,255
91059100	OTHER,CLOCK ELECTRICALLY OPERATED	6,589	7,578
91059900	OTHER, CLOCKS,NOT ELSEWHERE SPECIFIED.	4,019	427
91061010	HOOR-METERS/METER AGR-TRACTOR	3	-
91061020	OTH METERS FOR M-CARS & VEHICL	11	-
91061090	OTH TIME-REGISTER/TIM-RECORDER	1,766	2,803
91069000	OTHER,TIME OR DAY RECORDING APPARATUS	44,097	42,660
91070000	TIME SWITCHES WITH CLOCK/WATCH	80,410	176,776
91081100	WATCH MOVEMENT,COMPLETE&aSSEMBLED,ELECTRICALLY OPERATED MECHANICAL DISPLAY	316	135
91081200	WATCH OPTO-ELECTRONIC DISPLAY	-	190
91081900	OTHER,WATCH MOVEMENT ELECTRICALLY OPERATED	268	988
91089000	OTHER,WATCH MOVEMENT COMPLETE & ASSEMBLED	513	309
91091000	ELE OPER.CLOCK MOVE COMP/ASSEM	1,083	17
91099000	OTHER ELECTRICALLY OPERATED CLOCK	1,119	2,738
91101100	COMPIETE MOVEMENT,UNASSEMBLED/PARTLY ASSEMBLED WATCHES	1,572	13,000
91101200	INCOMPLETE MOVEMENT,ASSEMBLED OF WATCH	35	-
91109000	OTHER,COMPLETE MOVEMENT OF WATCH/CLOCK UN-ASSEMBLED	6,907	15,484
91111000	WATCH CASES PRECIOUS METAL/METAL CLAD WITH PRECIOUS METAL	38	-
91112000	WATCH CASES BASE METAL,WHETHER OR NOT GOLD OR SILVER PLATED	1,541	-
91118000	OTHER;WATCH CASES	2,910	2,083
91119000	PARTS OF WATCH CASES	5,329	17,755
91122000	CLOCK CASES & CASES OF SIMILAR GOODS	931	1,074
91129000	PART OF CLOCK CASE/SIMILAR CASE	3,088	1,080
91131000	WATCH STRAPS,BAND OF PRECIOUS METAL.	-	87
91132000	WATCH STRAPS,BAND OF BASE METAL	102	47
91139000	OTHER,WATCH STRAPS,BANDS & PARTS	10,895	48,850



## PCT CHAPTER WISE BREAKUP OF IMPORTS

Rs. In Thousands

HSCODE	COMMODITY	Jul-Jan	Jul-Jan
		2017-18	2018-19
	<b>CLOCKS AND WATCHES AND PARTS THEREOF</b>		
91141000	SPRINGS,INCLUDING HAIR-SPRINGS	23	118
91143000	DIALS	501	274
91149000	OTHER;CLOCKS OR WATCH PARTS,NOT SPECIFIED.	39,001	71,634
	<b>TOTAL CLOCKS AND WATCHES AND PARTS THEREOF</b>	<b>1,136,968</b>	<b>1,149,505</b>
	<b>MUSICAL INSTRUMENTS,PARTS AND ACCESSORIES</b>		
92011000	UPRIGHT PIANOS	146	217
92012000	GRAND PIANOS	42	1
92019000	OTHER,HARPSICHORD OR OTHER KEYBOARD STRINGEDINSTRUMENTS	1,928	21,656
92021000	PLAYED WITH A BOW	15	484
92029000	OTHER ,STRING MUSICAL INSTRUMENT(E,G GUITARS, VIOLINS,HARPS) ,NOT SPECIFIED.	25,381	66,425
92051000	BRASS-WIND INSTRUMENTS	178	-
92059000	OTHER,WIND MISICAL INSTRUMENTS(CLARINETS,TRUMPETS,BAGPIPES)	168	3,037
92060000	PERCUSSION MUSICAL INSTRUMENTS,DRUM ETC	404	785
92071000	KEYBOARD INSTRUMENTS,OTHER THAN ACCORDIONS	1,341	1,892
92079000	OTHER,MUSICAL INSTRUMENT E.G.GITARS,ACCORDIONS ETC	21,929	5,019
92081000	MUSICAL BOXES	1,750	2,067
92089000	OTHER;MECHANICAL STREET ORGAN/INSTRUMENTS	32,385	40,933
92093000	MUSICAL INSTRUMENT STRINGS	93	54
92099100	OTHER PARTS & ACCESSORIES FOR PIANOS.	-	1
92099200	PARTS & ACCESSORIES OF MUSICAL INSTRUMENT H-92.02	236	396
92099400	PARTS & ACCESSORIES MUSICAL INSTRUMENT H-92.07	1	51
92099900	OTHER;PARTS & ACCESSORIES OF MUSIAL INSTRUMENTS(CARDS PER-FORAT)	1,357	627
	<b>TOTAL MUSICAL INSTRUMENTS,PARTS AND ACCESSORIES</b>	<b>87,354</b>	<b>143,645</b>
	<b>ARMS &amp; AMMUNITION, PARTS AND ACCESSORIES</b>		
93011000	ARTILERY WEAPONS(GUNS/MORTAR)	-	4,712
93019010	FULLY AUTOMATIC SHOTGUNS	-	3,965
93019023	RIFLES FULLY AUTOMATIC	-	186
93019049	OTH SUB-MACHINE-GUNS	1,986	15,391
93019090	OTH MILITARY WEAPONS	-	1,887
93020019	OTH REVOLVERS PROHIBITED BORE	-	286
93020092	OTH PISTOLS SIGN BARREL,SEMI-A	1,682	2,234
93020099	OTH REVOLVERS & PISTOLS	-	6,565
93032011	SHOTGUNS, S-BARREL PUMP-ACTION	-	401
93032012	SHOTGUNS, S-BARREL SEMI-AUTOMA	-	1,334
93032019	OTH SHOTGUNS, SINGLE-BARREL	43	50
93032090	OTH SPORTING, HUNTING -RIFLES	101	60

## PCT CHAPTER WISE BREAKUP OF IMPORTS

Rs. In Thousands

HSCODE	COMMODITY	Jul-Jan	Jul-Jan
		2017-18	2018-19
	<b>ARMS &amp; AMMUNITION, PARTS AND ACCESSORIES</b>		
93033010	OTH SPOR,HUNT-RIFLES S-SHORT	401	710
93033090	OTH SPOR,HUNT-TAGET SHOOT RIFL	110	206
93039000	OTHER;FIREARMS,DEVICES OPERATED BY FIRING OF AN EXPLOSIVE CHARGE	1,143	12,372
93040000	OTHER,ARMS OF HEADING NO.93.07	36,599	34,314
93051090	OTH PARTS/ACCE REVOLVER&PISTOL	50	-
93052030	RILFE FRAM&REC, PISTON&O/PARTS	-	56
93059900	OTHER PART&ACCESSORIES ARTILERY H93.01 TO 93.04	489	46
93062100	SHORTGUN CARTRIDGES	3,028	2,441
93062900	OTHER,PARTS OF SHORTGUNS CARTRIDGES	4,551	2,287
93063010	CARTRIDGES RIVETING SIMI TOOL.	23	-
93063090	OTH,CARTRIDG & PARTS THEREOF.	33,501	170,783
93069000	OTHER;AMMUNITION OF WAR & PARTS.	157	174,653
93070000	SWORDS,CUTLASSES,BAYONETS,LANCES & SIMILAR ARMS & PARTS THEREOF	233	49
	<b>TOTAL ARMS &amp; AMMUNITION, PARTS AND ACCESSORIES</b>	<b>84,097</b>	<b>434,988</b>
	<b>FURNITURE,BEDDING,MATTRESSES,LAMPS AND LIGHT FITTINGS,ILLUMINATED NAME-PLATES,PREFABRICATED BUILDINGS</b>		
94011000	SEATS OF A KIND USED,AIRCRAFT.	11,885	14,221
94012010	SEATS FOR M-VEH H-8703 & 4	2,271	3,145
94012020	SEATS FOR M-VEH H-8701,2,4	375	1,278
94012090	OTH SEATS OF KIND USED FOR VEH	12,445	8,528
94015200	SEATS OF BAMBOO	15	-
94015300	SEATS OF BAMBOO OR RATTAN	54	270
94015900	OTH SEATS W/N CONVERTIBLE-BED	9,125	6,931
94017100	OTHER,SEATS UPHOLSTERED METAL FRAMES	101,252	130,005
94017900	OTHER SEATS;WITH METAL FRAMES	427,423	286,665
94018000	OTHER SEATS WITH METAL FRAMES	234,297	180,509
94019010	SEAT PARTS-FOAM CAR/VEH-8703,4	321,533	335,857
94019020	SEAT PAR-FOAM CAR/VEH-8701,2,4	1,490	629
94019030	OTH PARTS OF SEATS-M-CARS/VEH	1,274,387	1,369,073
94019090	OTH SEATS W/N CONVERTIBLE-BED	501,986	422,218
94021010	DENTISTS' CHAIRS	67,060	44,861
94029010	OPERATING TABLES	353,609	392,249
94029090	OTHER,MEDICAL,DENTAL,SURGICAL FURNITURE	408,574	285,800
94031000	METAL FURNITURE USED IN OFFICE	268,774	80,297
94032000	OTHER,METAL FURNITURE OTHER THAN OFFICE	230,343	147,034
94035010	WOODEN CABINETS	41,983	33,646
94035020	WOODEN BEDS	107,163	112,863

## PCT CHAPTER WISE BREAKUP OF IMPORTS

Rs. In Thousands

HSCODE	COMMODITY	Jul-Jan	Jul-Jan
		2017-18	2018-19
	<b>FURNITURE,BEDDING,MATTRESSES,LAMPS AND LIGHT FITTINGS,ILLUMINATED NAME-PLATES,PREFABRICATED BUILDINGS</b>		
94035030	OTH FURNITURE & PARTS THEREOF	377,874	165,253
94037000	FURNITURE OF PLASTICS	52,827	63,642
94038200	FURNITURE OF BAMBOO OR RATTAN	74	102
94038300	FURNITURE OF RATTAN	102	1,796
94038900	OTHER FURNITURE OF CANE, OSIER	51,717	25,322
94041000	MATTRESS SUPPORTS	11,151	55,655
94051010	CHANDELIERS	193,854	155,011
94051020	FITTING BASE METAL OF FLOURESCENT TUBES	71,632	68,791
94051030	LIGHT FITTINGS WIT LED,SMD,COB	-	1,180,474
94051090	OTHER ELECTRICAL CEILING & WALL FITTINGS.	2,130,728	725,772
94052000	ELECTRIC TABLES,DESK,BEDSIDE	78,099	51,350
94053000	LIGHTING SETS FOR CHRISTMAS TREES	699,507	747,364
94054010	LIGHT SYSTEM FILM SHOOTING	27,686	21,448
94054020	OTH LIGHT FITTINGS WIT LED,SMD	-	269,658
94055010	NON-ELEC TUBULAR DAY LIGHT DEV	11	1,070
94055090	NON-ELE LAMPS LIHTING FITTING.	7,053	6,164
94056000	ILLUMINATED SIGNS,NAMEPLATES AND LIKE	475,842	218,790
94059110	PARTS OF GLASS OF CHANDELIER	91,794	147,238
94059190	OTHER,PART OF LAMP FITTING OF GLASS.	65,670	166,458
94059200	PARTS OF PLASTIC H-94.05,NOT ELSEWHERE SPECIFIED	9,793	11,885
94059900	OTHER PARTS H-NO.94.05,NOT ELSEWHERE SPECIFIED.	175,162	664,850
94061010	GREEN HOUSES OF WOOD	28,243	3,665
94061020	LIVE ST&POULTRY SHEDS OF WOOD	7,046	-
94061030	SILOS OF WOOD	155,911	255,163
94061040	PRE.FAB COLD STORAGE OF WOOD	23,762	1,747
94061090	OTH. PRE.FAB. BUILD OF WOOD	217,295	51,993
94069010	OTHER GREEN HOUSES	180,529	370,868
94069020	DAIRY,LIVESTOCK POULTRY SHEDS	3,634	12,460
94069030	OTHER SILOS	90,394	325,620
94069040	PREFAB BUILD FOR COLD STORAGE	30,221	90,092
94069050	MODULAR CLEAN ROOM PANELS	-	171,782
94069090	OTHER PRE. FABRICATED BUILD	2,465,886	2,059,040
	<b>TOTAL FURNITURE,BEDDING,MATTRESSES,LAMPS AND LIGHT FITTINGS,ILLUMINAT</b>	<b>12,099,541</b>	<b>11,946,602</b>

**PCT CHAPTER WISE BREAKUP OF IMPORTS**

Rs. In Thousands

HSCODE	COMMODITY	Jul-Jan	Jul-Jan
		2017-18	2018-19
	<b>GRAND TOTAL</b>	1,384,280,406	1,376,137,036
	<b>GRAND TOTAL (Million US\$)</b>	12,538.77	9,922.40

Year : 2018-19 1 USD = 138.69 PKR

Year : 2017-18 1 USD = 110.40 PKR