



EXPORTS/ IMPORTS STATISTICS

of

Engineering Industry

of

Pakistan

(JUL-DEC 2018-19 & 2017-18)

ENGINEERING DEVELOPMENT BOARD

Ministry of Industries & Production

5-A Constitution Avenue, Islamabad

Phone: 9208463, 9201892

Email: edb@edb.gov.pk

Web: www.engineeringpakistan.com

Year Wise Exports / Imports of Engineering Goods

EXPORTS FROM PAKISTAN

(Million US \$)

Year	Exports of Engineering Goods		Total Country Exports		Engineering share in Total Exports (%)	Avg. Dollar Rate (1 USD in PKR)
	Actual	% Inc/Dec over previous year	Actual	% Inc/Dec over previous year		
2000-2001	232	14.29	9,202	7.41	2.5	67
2001-2002	257	10.78	9,135	-0.73	2.8	60
2002-2003	332	29.18	11,160	22.17	3.0	58
2003-2004	369	11.14	12,313	10.33	3.0	58
2004-2005	540	46.34	14,410	17.03	3.7	60
2005-2006	588	8.88	16,414	13.91	3.6	60
2006-2007	702	19.39	17,155	4.51	4.1	60
2007-2008	782	11.40	19,146	11.60	4.08	62.50
2008-2009	797	1.92	17,627	-7.93	4.52	78.50
2009-2010	844	5.89	19,301	9.49	4.37	83.80
2010-2011	1,018	20.61	24,805	28.51	4.10	85.50
2011-2012	1,162	14.14	23,654	-4.64	4.91	89.23
2012-2013	1,215	4.56	24,467	3.43	4.96	96.72
2013-2014	1,205	0.82	25,118	2.66	4.79	102.85
2014-2015	1,058	-12.20	23,669	-5.77	4.47	101.29
2015-2016	899	-15.03	20,789	-12.17	4.33	104.23
2016-2017	854	-5.01	20,423	-1.76	4.19	104.69
2017-2018	1,025	20.03	23,262	13.90	4.41	109.84
Value in Million PKR:						
2008-2009	62,595		1,383,718		4.52	
2009-2010	70,699	12.95	1,617,458	16.89	4.37	
2010-2011	87,027	23.09	2,120,847	31.12	4.10	
2011-2012	103,641	19.09	2,110,605	-0.48	4.91	
2012-2013	117,517	13.38	2,366,478	12.12	4.96	
2013-2014	123,945	5.46	2,583,463	9.16	4.79	
2014-2015	107,165	-13.54	2,397,512	-7.19	4.47	
2015-2016	93,703	-12.57	2,166,846	-9.62	4.33	
2016-2017	89,405	-4.59	2,138,186	-1.33	4.19	
2017-2018	112,586	25.93	2,555,043	19.50	4.41	

Source: Pakistan Bureau of Statistics

Year Wise Exports / Imports of Engineering Goods

IMPORTS OF PAKISTAN

(Million US \$)

Year	Imports of Engineering Goods		Total Country Imports		Engineering share in Total Imports (%)	Avg. Dollar Rate (1 USD in PKR)
	Actual	% Inc/Dec over previous year	Actual	% Inc/Dec over previous year		
2000-2001	2781	0.47	10729	4.08	26.0	67
2001-2002	2980	7.16	10340	-3.63	29.0	60
2002-2003	3837	28.76	12220	18.19	32.0	58
2003-2004	5,167	34.66	15,592	27.60	33.1	58
2004-2005	7,737	49.74	20,624	32.27	37.5	60
2005-2006	11,099	43.45	28,519	38.28	38.9	60
2006-2007	12,135	9.33	30,863	8.22	39.3	60
2007-2008	13,173	8.55	40,193	30.23	32.77	62.50
2008-2009	11,401	-13.45	34,695	-13.68	32.86	78.50
2009-2010	10,461	-8.24	34,737	0.12	30.11	83.80
2010-2011	10,603	1.35	40,412	16.33	26.23	85.50
2011-2012	11,186	5.49	44,930	11.17	24.89	89.23
2012-2013	11,801	5.49	44,974	0.09	26.23	96.72
2013-2014	12,301	4.23	45,022	0.10	27.32	102.85
2014-2015	14,716	19.63	45,850	1.84	32.10	101.29
2015-2016	16,587	12.72	44,696	-2.52	37.11	104.23
2016-2017	20,576	24.05	52,915	18.39	38.89	104.69
2017-2018	22,600	9.84	60,951	15.19	37.08	109.84
Value in Million PKR:						
2008-2009	894,989		2,723,570		32.86	
2009-2010	876,661	-2.05	2,910,975	6.88	30.11	
2010-2011	906,531	3.40	3,455,286	18.69	26.23	
2011-2012	998,155	10.10	4,009,093	16.02	24.89	
2012-2013	1,141,349	14.34	4,349,880	8.50	26.23	
2013-2014	1,265,185	10.84	4,630,521	6.45	27.32	
2014-2015	1,490,615	17.81	4,644,151	0.29	32.09	
2015-2016	1,728,871	15.98	4,658,748	0.31	37.11	
2016-2017	2,154,130	24.59	5,539,720	18.91	38.88	
2017-2018	2,482,384	15.24	6,694,897	20.86	37.08	

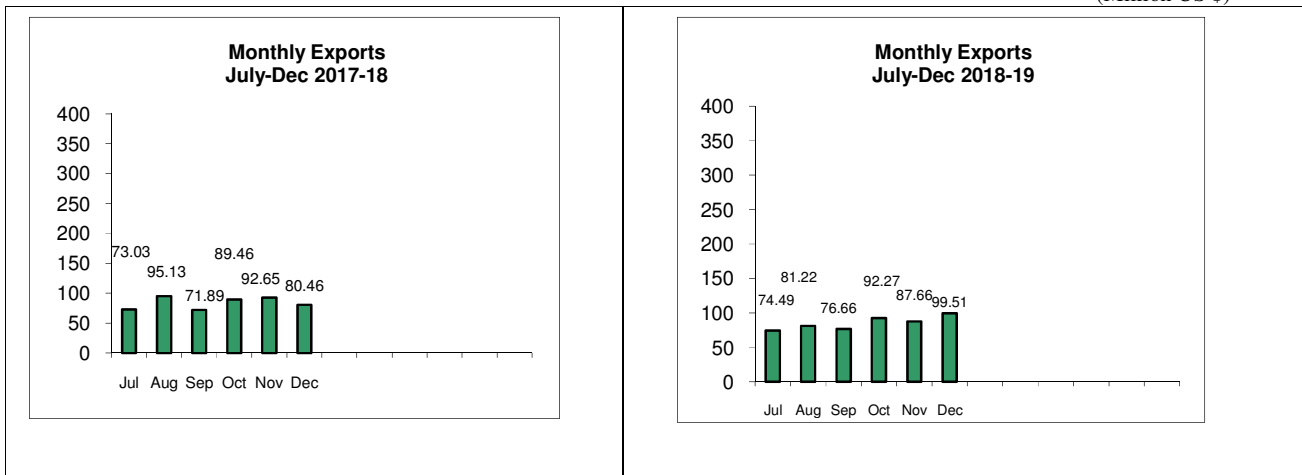
Monthly Exports / Imports of Engineering Goods

(Million US \$)

MONTH	EXPORT 2017-18	IMPORT 2017-18	Dollar Rate (2017-18)	EXPORT 2018-19	IMPORT 2018-19	Dollar Rate (2018-19)
JUL	73.03	1947.17	105.42	74.49	1584.39	124.35
AUG	95.13	1868.26	105.30	81.22	1602.02	123.78
SEP	71.89	1550.66	105.32	76.66	1449.63	124.08
OCT	89.46	1716.20	105.33	92.27	1528.00	130.38
NOV	92.65	1698.03	105.36	87.66	1382.23	133.50
DEC	80.46	1885.30	108.69	99.51	1446.47	138.47

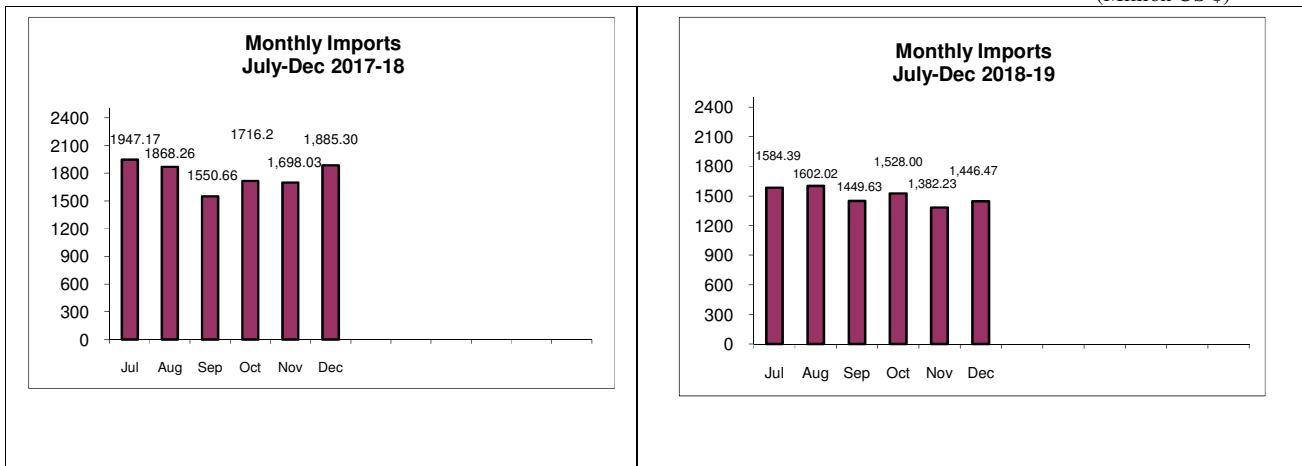
MONTHLY EXPORTS

(Million US \$)



MONTHLY IMPORTS

(Million US \$)



Cumulative Exports / Imports of Engineering Goods

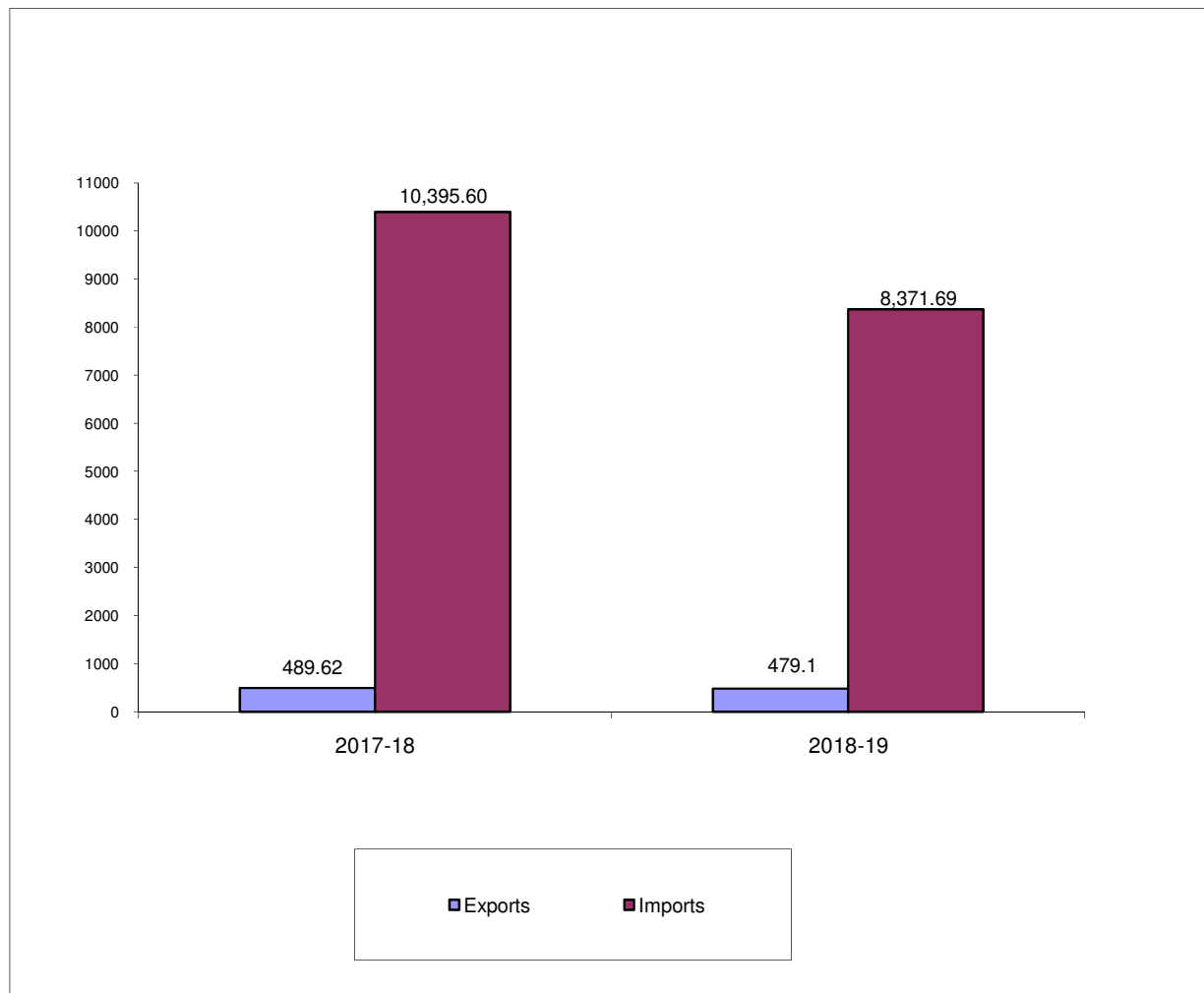
(Million US \$)

MONTH	EXPORT 2017-18	IMPORT 2017-18	Dollar Rate (2017-18)	EXPORT 2018-19	IMPORT 2018-19	Dollar Rate (2018-19)
JUL	73.03	1947.17	105.42	74.49	1584.39	124.35
AUG	168.24	3817.65	105.30	156.05	3193.70	123.78
SEP	240.10	5367.58	105.32	232.33	4635.61	124.08
OCT	329.53	7083.27	105.33	313.38	5939.62	130.38
NOV	422.09	8779.28	105.36	393.71	7183.04	133.50
DEC	489.62	10395.60	108.69	479.10	8371.69	138.47

CUMULATIVE EXPORTS / IMPORTS

JULY - DEC

(Million US \$)



Source: Pakistan Bureau of Statistics

Provisional Figures of Exports/Imports & Balance of Trade for January, 2018

(Rupees in Million)
(Dollar in Million)

Series	* January, 2019		* December, 2018		% Change in January, 2019 over December, 2018	
	Rs.	\$ (1 \$= Rs. 138.69)	Rs.	\$ (1 \$= Rs. 138.39)	Rs.	\$
Exports	283,372	2,043	287,798	2,080	-1.54	-1.78
Imports	624,644	4,504	615,030	4,444	1.56	1.35
Balance of Trade	-341,272	-2,461	-327,232	-2,364	4.29	4.10

Series	* January, 2019		January, 2018		% Change in January, 2019 over January, 2018	
	Rs.	\$ (1 \$= Rs. 138.69)	Rs.	\$ (1 \$= Rs. 110.40)	Rs.	\$
Exports	283,372	2,043	216,948	1,965	30.62	3.97
Imports	624,644	4,504	614,925	5,570	1.58	-19.14
Balance of Trade	-341,272	-2,461	-397,977	-3,605	-14.25	-31.73

Series	* July-January, 2018-2019		July-January, 2017-2018		% Change in July-January, 2018-19 over July-January, 2017-18	
	Rs.	\$	Rs.	\$	Rs.	\$
Exports	1,730,534	13,231	1,379,907	12,941	25.41	2.24
Imports	4,234,784	32,495	3,654,290	34,265	15.89	-5.17
Balance of Trade	-2,504,250	-19,264	-2,274,383	-21,324	10.11	-9.66

* Provisional figures based on figures provided by the Director (R&S) FBR, Islamabad.

NOTE:-

1. Rupee value is converted into US Dollar on average monthly exchange rate provided by S.B.P. January, 2019 (1\$ = Rs. 138.695078), December, 2018 (1\$=Rs. 138.392833) and January, 2018 (1 \$ = Rs.110.403041)
2. Due to rounding effects some totals and percentages may not tally

EXPORTS

PCT Chapter Wise Cumulative Report of Engineering Sector

(Jul-Dec 2018-19 & 2017-18)

Million USD *

PCT CHAPTER	ITEMS	Jul-Dec 2017-18	Jul-Dec 2018-19	% INC/ DEC
72	IRON AND STEEL	25.82	16.54	-35.95
73	ARTICLES OF IRON AND STEEL	32.67	26.87	-17.74
74	COPPER AND ARTICLES THEREOF	75.95	110.16	45.04
75	NICKEL AND ARTICLES THEREOF	0.00	0.06	0.00
76	ALUMINIUM AND ARTICLE THEREOF	11.77	11.44	-2.79
79	ZINC AND ARTICLES THEREOF	1.67	2.37	42.08
80	TIN AND ARTICLES THEREOF	0.30	0.00	-100.00
81	OTHER BASE METALS,CERAMICS,ARTICLES	0.04	0.08	96.09
82	TOOLS,IMPLEMENTS,CUTLERY,PARTS THEREOF	48.26	45.32	-6.10
83	MISC. ARTICLES OF BASE METALS	0.88	0.83	-5.32
84	MACHINERY/ COMPONENTS	35.91	37.03	3.10
85	ELECTRICAL MACHINERY,EQUIP,PARTS	40.18	21.89	-45.51
86	RAILWAY, LOCOMOTIVE, ROLLING STOCK	0.02	0.07	353.53
87	VEHICLES OTHER THAN RAILWAY, ROLLING STOCK	19.02	16.63	-12.56
88	AIRCRAFT, SPACECRAFT AND PARTS THEREOF	0.10	0.03	-66.54
89	SHIP, BOATS & FLOATING STRUCTURES	0.18	0.28	54.19
90	OPTICAL,PHOTOGRAPHIC,CINEMATOGRAPHIC,MEASURING,MEDICAL OR SURGICAL INSTRUMENTS AND APPARATUS,PARTS AND ACCESSORIES	186.36	180.33	-3.23
91	CLOCKS AND WATCHES AND PARTS THEREOF	0.35	0.81	133.10
92	MUSICAL INSTRUMENTS,PARTS AND ACCESSORIES	1.86	1.80	-3.27
93	ARMS & AMMUNITION, PARTS AND ACCESSORIES	2.36	1.88	-20.38
94	FURNITURE,BEDDING,MATTRESSES,LAMPS AND LIGHT FITTINGS,ILLUMINATED NAME-PLATES,PREFABRICATED BUILDINGS	5.93	4.68	-21.10
	TOTAL	489.62	479.10	-2.15

Year : 2018-19 1 USD = 138.47 PKR

Year : 2017-18 1 USD = 108.69 PKR

IMPORTS

PCT Chapter Wise Cumulative Report of Engineering Sector

(Jul-Dec 2018-19 & 2017-18)

Million USD *

PCT CHAPTER	ITEMS	Jul-Dec 2017-18	Jul-Dec 2018-19	% INC/ DEC
72	IRON AND STEEL	1,698.96	1,608.75	-5.31
73	ARTICLES OF IRON AND STEEL	398.14	362.70	-8.90
74	COPPER AND ARTICLES THEREOF	95.83	97.69	1.94
75	NICKEL AND ARTICLES THEREOF	10.38	9.30	-10.42
76	ALUMINIUM AND ARTICLE THEREOF	185.84	157.82	-15.07
78	LEAD AND ARTICLES THEREOF	36.51	24.59	-32.65
79	ZINC AND ARTICLES THEREOF	37.04	26.30	-29.00
80	TIN AND ARTICLES THEREOF	2.71	4.39	61.57
81	OTHER BASE METALS,CERAMICS,ARTICLES	5.40	4.82	-10.64
82	TOOLS,IMPLEMENTS,CUTLERY,PARTS THEREOF	60.11	51.36	-14.56
83	MISC. ARTICLES OF BASE METALS	50.61	38.59	-23.75
84	MACHINERY/ COMPONENTS	3,088.73	2,541.40	-17.72
85	ELECTRICAL MACHINERY,EQUIP,PARTS	2,273.72	1,643.91	-27.70
86	RAILWAY, LOCOMOTIVE, ROLLING STOCK	189.60	19.00	-89.98
87	VEHICLES OTHER THAN RAILWAY, ROLLING STOCK	1,358.33	1,159.99	-14.60
88	AIRCRAFT, SPACECRAFT AND PARTS THEREOF	87.96	34.59	-60.68
89	SHIP, BOATS & FLOATING STRUCTURES	261.46	120.78	-53.81
90	OPTICAL,PHOTOGRAPHIC,CINEMATOGRAPHIC,MEASURING,MEDICAL OR SURGICAL INSTRUMENTS AND APPARATUS,PARTS AND ACCESSORIES	446.99	380.24	-14.93
91	CLOCKS AND WATCHES AND PARTS THEREOF	9.37	6.83	-27.09
92	MUSICAL INSTRUMENTS,PARTS AND ACCESSORIES	0.60	0.94	56.37
93	ARMS & AMMUNITION, PARTS AND ACCESSORIES	0.65	3.10	375.19
94	FURNITURE,BEDDING,MATTRESSES,LAMPS AND LIGHT FITTINGS,ILLUMINATED NAME-PLATES,PREFABRICATED BUILDINGS	96.64	74.63	-22.78
	TOTAL	10,395.60	8,371.69	-19.47

Year : 2018-19 1 USD = 138.47 PKR

Year : 2017-18 1 USD = 108.69 PKR

EXPORTS

TOP 15 ITEMS OF ENGINEERING SECTOR (Based on Cumulative Figures Jul-Dec 2018-19)

Million US \$

ITEMS	EXPORTS	
	Jul-Dec 2017-18	Jul-Dec 2018-19
OPTICAL,PHOTOGRAPHIC,CINEMATOGRAPHIC,MEASURING,MEDICAL OR SURGICAL INSTRUMENTS AND APPARATUS,PARTS AND ACCESSORIES	186.36	180.33
COPPER AND ARTICLES THEREOF	75.95	110.16
TOOLS,IMPLEMENTS,CUTLERY,PARTS THEREOF	48.26	45.32
MACHINARY/ COMPONENTS	35.91	37.03
ARTICLES OF IRON AND STEEL	32.67	26.87
ELECTRICAL MACHINERY,EQUIP,PARTS	40.18	21.89
VEHICLES OTHER THAN RAILWAY, ROLLING STOCK	19.02	16.63
IRON AND STEEL	25.82	16.54
ALUMINIUM AND ARTICLE THEREOF	11.77	11.44
FURNITURE,BEDDING,MATTRESSES,LAMPS AND LIGHT FITTINGS,ILLUMINATED NAME-PLATES,PREFABRICATED BUILDINGS	5.93	4.68
ZINC AND ARTICLES THEREOF	1.67	2.37
ARMS & AMMUNITION, PARTS AND ACCESSORIES	2.36	1.88
MUSICAL INSTRUMENTS,PARTS AND ACCESSORIES	1.86	1.80
MISC. ARTICLES OF BASE METALS	0.88	0.83
CLOCKS AND WATCHES AND PARTS THEREOF	0.35	0.81

Year : 2018-19 1 USD = 138.47 PKR

Year : 2017-18 1 USD = 108.69 PKR

EXPORTS

TOP 15 COUNTRIES OF ENGINEERING SECTOR

(Based on Cumulative Figures Jul-Dec 2018-19)

Million US \$

COUNTRY	EXPORTS	
	Jul-Dec 2017-18	Jul-Dec 2018-19
China	34.84	107.54
U.S.America	76.85	72.37
Germany	31.23	31.15
United Kingdom	25.76	23.41
United Arab Emirates	42.87	23.38
Afghanistan	39.04	21.77
India	16.22	18.23
Australia	12.13	11.38
Saudi Arabia	10.61	10.60
France	8.22	9.71
Italy	11.64	8.06
Japan	11.99	6.59
Brazil	6.57	6.50
Canada	7.08	6.45
South Africa	9.06	5.66

Year : 2018-19 1 USD = 138.47 PKR

Year : 2017-18 1 USD = 108.69 PKR



EXPORTS

Region Wise Exports of Engineering Sector (Summary)

Million US \$

REGION	Jul-Dec 2017-18	Jul-Dec 2018-19
	VALUE	VALUE
AFRICA	28	23
AMERICA (Continent)	104	99
ASIA	223	238
ASIA-PACIFIC ECONOMIC COOPERATION (APEC)	191	237
ASIA-PACIFIC TRADE AGREEMENT (APTA)	87	142
ASSOCIATION OF SOUTH-EAST ASIAN NATIONS (ASEAN)	12	12
CENTRAL ASIAN REPUBLICS	1	1
COMMONWEALTH OF INDEPENDENT STATES (CIS)	5	6
DEVELOPED MARKET ECONOMIES	215	189
DEVELOPING MARKET ECONOMIES	260	275
ECONOMIC COOPERATION ORGANIZATION (ECO)	45	26
EUROPE	115	102
EUROPEAN UNION (EU 25)	108	94
G7 (Group of Seven Countries)	173	158
MIDDLE EAST	70	51
NORTH AMERICAN FREE TRADE AGREEMENT (NAFTA)	89	84
ORGANIZATION OF PETROLEUM EXPORTING COUNTRIES (OPEC)	65	45
ORGANIZATION OF THE ISLAMIC CONFERENCE (OIC)	131	93
SOUTH ASIAN ASSOCIATION FOR REGIONAL COOPERATION (SAARC)	29	29

Year : 2018-19 1 USD = 138.47 PKR

Year : 2017-18 1 USD = 108.69 PKR

Breakup of Exports

JUL-DEC 2018-19 & 2017-18

PCT CHAPTER WISE BREAKUP OF EXPORTS

Rs. In Thousands

HSCODE	COMMODITY	Jul-Dec	Jul-Dec
		2017-18	2018-19
	IRON AND STEEL		
72015000	ALLOY PIG IRON; SPIEGELEISEN	-	30,579
72039000	OTHER FERROUS PRODUCTS	1,237	-
72041010	WASTE/SCRAP CAST IRON RE-ROLLABLE	191	-
72041020	WASTE & SCRAP OF AUTOPARTS	602	73
72041090	OTHER WASTE/SCRAP OF CAST IRON	33,094	24,794
72042100	WASTE/SCRAP OF STAINLESS STEEL	638,076	775,106
72042900	WASTE/SCRAP OF OTHER ALLOY STEEL	8,138	655
72044100	OTHER WASTE/SCRAP TURNINGS/SHAVINGS/CHIPS	-	4,229
72044990	OTHER WASTE AND SCRAP	-	5,116
72069000	OTHER PRIMARY FORM (EXCL H-72.03)	394,412	-
72072010	IRON/STEEL CROSS SECTION 165 MM X 1	-	111
72072090	OTHER SEMI FINISHED PRODUCT IRON/STEEL	-	205
72083990	OTH COIL-HR I/NA-S TH < 3 mm	37,838	-
72091590	OTH COIL I/NA-S CR TH 3mm OR >	-	3,846
72091690	OTH CR COIL IR / NA-S TH 1-3mm	-	94,541
72091790	OTH CR COIL I /NA-S TH 0.5-1mm	45,088	81,997
72091890	OTH CR COIL I/NA-ST TH < 0.5mm	-	3,265
72092690	OTHER IRON/STEEL COLD-ROLLED THICKNESS >1MM BUT <3MM	777	-
72092890	OTHER COLD-ROLLED IRON/STEEL THICKNESS < 0.5 MM	1,125	-
72101290	OTH I/STL PLAT/COAT TIN<0.5MM	26,985	10,497
72103090	OTH FR I/NA-S ELECTRO P/C ZINC	6,383	-
72104990	OTH FR I/NA-S P/C ZINC T 600mm	1,477,428	1,144,683
72107090	OTHER VCM SHEET PRINTED VARNISHED	102,666	55,531
72112920	COLD ROLL STL STRIP TH<0.5MM	100	-
72131010	BAR&ROD I/NA-S HR(RIBS,GRO)S-Q	838	-
72132090	OTH BAR&ROD HR FREE CUT STEEL	84	-
72139199	OTH BAR&ROD HR I/S DIA<14mm	2,542	-
72141090	OTH BAR&ROD I/S HR FORGED	1,111	1,587
72172000	WIRE OF IRON/STEEL PLATED/COATED WITH ZINC	-	9,071
72173010	WIRE IRON STEEL PLATED/COATED MAUFACTURING AUTO TYRE	203	-
72173090	OTHER PLATED/COATED IRON/STEEL WIRE WITH OTHER BASE-METAL	137	3,787
72189900	OTHER SEMI-FINISHED PRODUCTS STAINLESS STEEL	-	212
72221900	OTHER BAR/ROD STAINLESS STEEL NOT FURTHER WORKED THAN HOT DRAWN	2,379	134
72241000	INGOTS&OTHER PRIMARY-FORMS OTHER ALLOY STEEL	-	7,393
72262000	FLAT ROLLED PRODUCTS HIGH SPEED STEEL	-	248
72279090	OTH BAR/ROD H/ROLL W/COIL A/ST	2,380	-
72281000	BAR/RODS OF HIGH SPEED STEEL	22,757	28,289

PCT CHAPTER WISE BREAKUP OF EXPORTS

Rs. In Thousands

HSCODE	COMMODITY	Jul-Dec	Jul-Dec
		2017-18	2018-19
	IRON AND STEEL		
72282090	OTHER BAR/RODS OF HIGH SPEED STEEL	-	43
72284000	OTHER BAR/ROD NOT FURTHER WORKED THAN FORGED	-	4,138
72299000	OTHER, WIRE OF OTHER ALLOY STEEL	63	122
	TOTAL IRON AND STEEL	2,806,634	2,290,252
	ARTICLES OF IRON AND STEEL		
73012000	ANGLE SHAPES & SECTIONS OF IRON/STEEL	4,526	4,369
73023000	SWITCH BLADES, CROSSING FROGS, OTHER CROSSING PIECES	-	93,360
73029000	OTHER MATERIALS JOINTING RAILS	7,857	24,802
73030000	TUBE/PIPE, HOLOW PROFILE CAST IRON	210	620
73041100	L.P FOR OIL&GAS S-STL SEAMLESS	16,955	19,691
73041900	OTH LINE PIPE I/S FOR OIL&GAS	4,104	-
73042400	OTHER PIPE OF STAINLESS STEEL	2,197	-
73042900	OTHER CASTING, TUBEING PIPE DRIL OIL/GAS	-	4,466
73043900	OTHER CIRCULAR CROSS SECTION IRON NON ALLOY STEEL	6,219	5,116
73044900	OTHER CIRCULAR CROSS SECTION STAINLESS STEEL	-	214
73049000	OTHER SEAMLESS TUBE/PIPE HOLLOW PROFILES	-	52
73059000	OTHER, TUBES AND PIPES	51,986	121
73061900	OTH-LINE PIPE O/G PIPELINE I/S	-	304
73062900	O-CASING/TUB LINE PIPE O/G I/S	1,151	-
73063010	COPPER COATED MILD STEEL TUBES 6.5MM DIA	826	-
73063090	OTHER WELDED CIRCULAR CROSS SECTION IRON STEEL	9,034	27
73066100	O-TUBE, PIPE WELD SQUARE C-SEC	-	10,825
73069000	OTHER TUBE PIPE/HOLLOW PROFILES, IRON/STEEL	2,166,937	2,719,472
73071190	OTHER TUBE/PIPE FITTING CAST IRON	-	74
73071920	SEMI FINISHED MALLEABLE IRON PIPE FITTING	1,521	-
73071990	OTHER MALLEABLE IRON PIPE FITTING	16,643	1,043
73072200	THREADED EIBOWS, BENDS, SLEEVES STAINLESS STEEL	6,677	2,134
73072900	OTHER TUBE, PIP FITTING STAINLESS STEEL	-	4,382
73079120	OTH FLANGES FOR M-CARS&VEHI	335	440
73079200	THREADED EIBOWS, BENDS/SLEEVES IRON/STEEL	-	301
73079900	OTHER TUBE, PIPE FITTING IRON STEEL NEC	584	2,272
73081000	BRIDGES AND BRIDGE-SECTIONS	-	147
73082000	TOWERS AND LATTICE MASTS	-	8,693
73083000	DOORS, WINDOWS/FRAMES, THRESHHOLD FOR DOORS	20,614	13,242
73084000	EQUIPMENT FOR SCAFF FOLDING SHUTTERING PROPPINGS FOR PITPROPPINGS	9,894	26,492
73089010	PILLARS ETC FOR STRUCTURS I/S	15,992	60,200

PCT CHAPTER WISE BREAKUP OF EXPORTS

Rs. In Thousands

HSCODE	COMMODITY	Jul-Dec	Jul-Dec
		2017-18	2018-19
	ARTICLES OF IRON AND STEEL		
73089020	OTH GANGWAYS,GIRDERS,HANGERS	673,226	139,380
73089090	OTH COLUMNS ETC FOR STRUCT I/S	56,698	21,498
73090000	RESERVOIRS,TANKS,VATS SIMILAR CONTAINERS FOR ANY MATERIAL	447	370
73101000	TANKS,CASKS,DRUMS,CANS,BOX OF CAPACITY >50	12,324	37,531
73102100	CANS,CLOSED BY SOLDERING/CRIMPING CAPACITY<50	16,592	9,044
73102900	OTHER TANK,CASK,DRUM,BOX CAPACITY<50	7,319	5,141
73110020	CONTAINERS FOR LPG OF IRON/STL	9,440	4,385
73110030	CONTAINERS FOR CRYOGENIC I/STL	-	5,989
73110090	OTH CONT FOR LIQEID/GAS OF I/S	54	11,858
73121010	IRON AND STEEL WIRE	-	595
73121020	IRON AND STEEL ROPE	1,297	4,222
73121090	OTHER IRON AND STEEL CABLE	1,755	246
73129090	OTHER STANDARD WIRE,ROPE&CABLE	4,896	3,142
73130000	BARBED WIRE OF IRON/STEEL TWISTED HOOP	5,024	1,754
73143900	OTHER GRILL NETTING FENCING AT INTER SECTION	-	335
73144900	OTHER CLOTH GRILL NETTING /FENCING	-	407
73151190	OTHER ROLLER CHAIN	532	-
73151200	OTHER CHAIN, ARTICULATED LINK	3,644	6,543
73158900	OTHER CHAIN	-	64
73159000	OTHER PARTS	742	-
73160000	ANCHORS,GRAPNELS PARTS IRON/STEEL	1,403	-
73170010	NAILS OF IRON OR STEEL	1,962	159
73170020	TACKS OF IRON OR STEEL	-	2,632
73170090	OTHER ARTICLES OF IRON OR STEEL	271	869
73181100	COACH SCREW IRON/STEEL THREADED	112	968
73181200	OTHER WOOD SCREW IRON/STEEL THREADED	6	816
73181300	SCREW HOOKS,SCREW,RINGS,RIVETS OF IRON/STEEL	32	617
73181510	HIGH TENSILE SCREW&BOLT IRON/STEEL	-	3,396
73181520	U BOLTS LEAF SORINGS VEH CH-87	-	2,371
73181590	OTHER SCREW&BOTLS IRON/STEEL	430	16,936
73181610	HIGH TENTION NUTS IRON/STEEL	51	-
73181690	OTHER NUTS THREADED OF IRON/STEEL	2	-
73181900	OTHER BOLT,NUT,WASHER,RIVET IRON/STEEL TH	4,629	2,713
73182210	THURST WASHER FOR VEHICLE H87	-	664
73182290	OTH WAHSERS	2	30
73182300	RIVETS, NON-THREADED	-	219
73182900	OTHER COACH SCREW,BOLTS,NUT IRON STEEL	7,084	1,451

PCT CHAPTER WISE BREAKUP OF EXPORTS

Rs. In Thousands

HSCODE	COMMODITY	Jul-Dec	Jul-Dec
		2017-18	2018-19
	ARTICLES OF IRON AND STEEL		
73194000	SAFETY PINS & OTHER PINS	612	3,132
73199010	SEWING,DARNING/EMBROIDRY NEDLS	158	9
73199090	OTH KNITTING NEDLS,CRO HOOKS	3,591	614
73202000	HELICAL SPRINGS	-	96
73209090	OTHER, SPRING AND LEAVES.	2	581
73211111	COOKING RANGES CKD/SKD	15,116	-
73211119	OTHER COOKING RANGES	-	365
73211190	OTHER COOKING APPLIANCES&PLATE WARMERS GAS	12,062	11,223
73211900	O-COKING APPLI INCL SOLID FUEL	-	3
73218200	OTHER APPLIANCES FOR LIQUID FUEL	-	37
73218900	OTH APPL INCL APPLI SOLID FUEL	-	123
73219000	PARTS OF IRON/STEEL,COOKING APPLIANCES & PLATE WARMERS	20,827	22,766
73221100	RADIATORS/PARTS CAST IRON E-EL	109	59,586
73221900	OTHER RADIATOR AND PARTS THEREOF	421	111
73229010	AIR HEATERS&HOT AIR DISTRIBUTORS	-	80
73229090	OTHER PARTS OF RADIATORS	216	250
73231000	IRON/STEEL WOOL,POT SCOURERS ETC	12,532	7,256
73239100	OTHER BUCKETS OF CAST IRON NOT ENAMELLED	-	2
73239200	OTHER HOUSE HOLD ARTICLES CASTIRON ENAMELLED	12	-
73239300	OTHER DOMESTIC UTENSILS STAINLESS STEEL	106,133	76,670
73239400	OTHER DOMESTIC UTENSILS IRON/STEEL	254	270
73239900	OTHER HOUSE HOLD ARTICLES, PARTS THEREOF	57,938	41,216
73241010	SINKS OF STAINLESS STEEL	7	-
73242900	OTHER BATH,SINK,WASH-BASIN ENAMELLED IRON	8,529	6,045
73249000	OTHER, INCLUDING PARTS	3,997	4,619
73251000	OTHER CAST ARTICLES IRON/STEEL OF NON MALLEABLE CAST IRON	613	1,378
73259900	OTHER CAST ARTICLES OF IRON/STEEL NES	5,106	7,839
73261910	FORGING OF CRANK SHAFT	36,770	54,864
73261920	FORGING SURGICAL/DENTAL INSTRUMENTS	1,182	19
73261930	STEEL FORGINGS EXCE 150KG I/S	1,245	-
73261990	OTHER ARTICLES FORGED/STAMPED NOT FURTHER WORKED NES	10,891	3,742
73262000	ARTICLES OF IRON OR STEEL WIRE	7,523	10,623
73269040	STL BALLS NOT EXCE 1MM DIA I/S	-	8
73269050	CLIPS,BRACK ETC.FOR ELE-WIRING	739	1,364
73269060	CLAMPS,HOSE CLIPS, HANGERS I/S	-	1,860
73269070	COSMETICS/CIGARE CASES ECT I/S	1,292	1,466
73269090	OTHER ARTICLES OF IRON/STEEL FORGED/STAMPED NOT FURTHER WORKED	88,556	113,495

PCT CHAPTER WISE BREAKUP OF EXPORTS

Rs. In Thousands

HSCODE	COMMODITY	Jul-Dec	Jul-Dec
		2017-18	2018-19
	TOTAL ARTICLES OF IRON AND STEEL	3,550,669	3,720,916
	COPPER AND ARTICLES THEREOF		
74010000	CEMENT COPPER (PRECIPITATED)	3,915	-
74020000	UN-REFINED COPPER, COPPER ANODES FOR ELECTROLYTIC REFINING	90,156	382,901
74031200	REFINED COPPER WIRE-BARS	629	-
74031300	REFINED COPPER, BILLETS	19,328	440,899
74031900	OTHER, REFINED COPPER	1,245,792	12,191,676
74032100	COPPER-ZINC BASE ALLOYS(BRASS)	350,498	99,511
74032200	COPPER-TIN BASE ALLOYS(BRONZE)	9,327	-
74032900	OTHER COPPER ALLOYS(OTHER THAN MASTER ALLOYS OF HEADING H-74.05)	-	42,191
74040010	BRASS SCRAP	698,631	1,267,601
74040090	OTH COPPER WASTE AND SCRAP	5,334,279	64,519
74071020	RODS OF REFINED COPPER	20	-
74071090	OTHER PROFILES OF COPPER	95,994	349,107
74072100	COPPER BAR,ROD PROFILES OF COPPERER ZINC BASE ALLOYS(BRASS)	2,285	-
74072900	OTHER BAR,ROD,PROFILES COPPER ALLOYS	72	1,407
74081100	WIRE REFERENCE COPPER MAXIMUM CROSS SECTIONAL DIAMETER >6MM	470	-
74081900	OTHER, WIRE OF REFINED COPPER	137,164	187,134
74082100	WIRE OF COPPER ALLOY ZINC BASE	326	2,198
74082900	OTHER WIRE OF COPPER ALLOYS ETC	9,183	-
74091100	PLATES,SHEET,STRIP REFINED COPPER COIL	2,310	-
74091900	OTHER PLATES,SHEETS &STRIP OF REFINED COPPER	-	20
74099000	PLATES/SHEETS/STRIPS OTHER COPPER ALLOYS NS	-	42
74112900	OTHER TUBE&PIPE OF OTHER COPPER ALLOYS	48	64
74122000	COPPER TUBE/PIPE FITTINGS COPPER ALLOYS	-	346
74151000	NAILS,TACKS,DRAWING PINS,STAPLES & SIMILAR ARTICLES	-	2,195
74152100	WASHERS/INCLUDING SPRING WASHERS NOT THREADED	7	-
74152900	OTHER NOT THREADED ARTICLES COPPER	1,503	-
74153300	OTHER THREADED SCREW,BOLT,NUT COPPER	2,207	2,619
74153900	OTHER THREAD ARTICLES OF COPPER	1,987	2,325
74181000	TABLE,KITCH/OTH HOUSEHOLD ARTI	181	2,404
74182000	OTHER SANITARY WARE,PARTS COPPER	241,993	208,295
74191000	CHAIN,PARTS THEREOF OF COPPER	731	767
74199990	OTHER, ARTICLES OF COPPER	6,066	5,772
	TOTAL COPPER AND ARTICLES THEREOF	8,255,102	15,253,993
	NICKEL AND ARTICLES THEREOF		
75030000	NICKEL WASTE AND SCRAP.	-	1,067

PCT CHAPTER WISE BREAKUP OF EXPORTS

Rs. In Thousands

HSCODE	COMMODITY	Jul-Dec	Jul-Dec
		2017-18	2018-19
	NICKEL AND ARTICLES THEREOF		
75072000	TUBE OR PIPE FITTING NICKEL	-	6,918
75089010	NICKEL ROTARY PRINTING SCREEN	158	-
75089090	OTHER NICKLE ROTARY PRINTING SCREEN	185	-
	TOTAL NICKEL AND ARTICLES THEREOF	343	7,985
	ALUMINIUM AND ARTICLE THEREOF		
76012000	ALUMINIUM ALLOYS	-	186
76020010	ALUMINIUM W/SCRAP OF AUTO PART	3,162	-
76020090	OTHER ALUMINIUM WASTE OR SCRAP	8,262	11,314
76042100	HOLLOW PROFILES OF ALUMINIUM ALLOYED	-	160
76069110	ALUMINIUM SHEET NOT ALLOYS ANODIZED/ POLYURETHENE COATED	2,277	20
76069290	OTHER ALUMINIUM SHEET ALLOYS	1,235	4
76071990	OTHER ADHESIVE TAPE	16	239
76072000	ALUMINUM FOIL, BACKED	5,458	9,970
76082000	TUBE, PIPE OF ALUMINIUM ALLOYED	557	-
76090000	ALUMINIUM TUBE,PIPE FITTINGS (E.G COUPLINGS,EIBOWS,SLEEVES)	41	620
76109000	ALUMINIUM STRUCTURE & PARTS N.E.S.	917	1,905
76121000	COLLAPSIBLE TUBULAR CONTAINERS ALUMINIUM	49,677	7,604
76129030	OTH CANS<=400ML W LOGO/BRAND	-	329,993
76129090	OTHER DRUMS CANS BOXES ALUMINIUM	3,827	2,642
76151000	TABLE,KITCH,POT POLISHPAD ALUM	1,175,186	1,192,832
76152000	SANITARY WARE&PATS OF ALUMINIUM	2,216	306
76161000	NAILS,BOLT,NUT,SCREW ETC ALUMINIUM	4,755	9,749
76169910	CASINGS&FORGINGS	87	-
76169920	ALUMINIUM SLUGS	460	-
76169990	OTHER ARTICLE OF ALUMINIUM	20,814	16,410
	TOTAL ALUMINIUM AND ARTICLE THEREOF	1,278,947	1,583,954
	ZINC AND ARTICLES THEREOF		
79020000	ZINC WASTE AND SCRAP.	78,113	232,597
79031000	ZINC DUST(BLUE POWDER)	102,400	92,995
79039000	OTHER ZINC POWDER AND FLAKES	1,101	2,530
79070010	ZINC SLUGS FOR DRY BATTERY CELL CONTAINERS	-	51
79070090	OTHER, ARTICLES OF ZINC	-	570
	TOTAL ZINC AND ARTICLES THEREOF	181,614	328,743
	TIN AND ARTICLES THEREOF		
80012000	TIN ALLOYS	26	-

PCT CHAPTER WISE BREAKUP OF EXPORTS

Rs. In Thousands

HSCODE	COMMODITY	Jul-Dec 2017-18	Jul-Dec 2018-19
	TIN AND ARTICLES THEREOF		
80070010	TIN PLAT, SHET, STRIP TH>0.2MM	32,629	-
80070090	OTH ARTICLES OF TIN	83	-
	TOTAL TIN AND ARTICLES THEREOF	32,738	0
	OTHER BASE METALS, CERAMICS, ARTICLES		
81083000	WASTE AND SCRAP OF TITANIUM	4,304	10,752
	TOTAL OTHER BASE METALS, CERAMICS, ARTICLES	4,304	10,752
	TOOLS, IMPLEMENTS, CUTLERY, PARTS THEREOF		
82011000	SPADES AND SHOVELS	1	2,982
82014000	AXES, BILL HOOKS & SIMILAR HEWING TOOLS	1,039	1,484
82016000	HEDGE SHEARS, TWO-HAND PRUNING SHEARS AND SIMILAR TWO HANDED SHEARS	-	708
82019000	OTHER HAND TOOL AGRICULTURAL, HORTICULTURE OR FORESTRY	6,559	7,148
82021000	HAND SAWS	10,827	-
82022000	BAND SAW BLADES	-	73
82023100	CIRCULAR SAW BLADES WITH STEEL	133	-
82023900	OTHER CIRCULAR SAW BLADES; INCLUDING PARTS	-	43
82029990	OTHER SAW BLADES	95	29
82031000	FILES, RASPS & SIMILAR TOOLS	1,710	245
82032000	PILERS, PINCERS, TWEEZERS AND SIMILAR TOOLS	67,235	49,990
82033000	METAL CUTTING SHEARS & SIMILAR TOOLS	5,941	747
82034000	PIPE CUTTERS, BOLT CROPPERS, PERFORATING PUNCHES AND SIMILAR TOOLS	650	462
82041100	NON-ADJUSTABLE HAND OPERATED SPANNERS & WRENCHES	-	7
82041200	ADJUSTABLE HAND OPERATED SPANNERS & WRENCHES	95	818
82042000	INTERCHANGEABLE SPANNER SOCKETS WITH OR WITHOUT HANDLES	1,818	309
82051000	DRILLING, THREADING OR TAPPING TOOLS	45,161	132,073
82052000	HAMMERS AND SLEDGE HAMMERS	3,343	1,690
82053000	PLANES, CHISELS, GAUGES AND SIMILAR CUTTING TOOLS FOR WORKING WOOD	845	194
82054000	SCREW DRIVERS	1,112	12,780
82055100	OTHER HAND TOOLS HOUSE-HOLD N.E.S.	10,901	28,460
82055900	OTHER HAND TOOL (GLAZIERS DIAMONDS)	81,409	95,389
82057000	VICES, CLAMPS AND THE LIKE	2	188
82059000	SETS OF ARTICLES OF TWO/MORE OF FORGOING SUB-HEADING	103,240	183,528
82060090	OTH TOOLS H-8202, 8505 R-SALE	188	-
82071900	OTHER INCLUDING PARTS OF ROCK DRILLING OR EARTH-BORING TOOLS	4	5,865
82072000	DIES FOR DRAWING/EXTRUDING METAL	7	417
82073000	TOOL FOR PRESSING, STAMPING/PUNCHING	21	-
82074000	TOOLS FOR TRAPPING OR THREADING	-	174

PCT CHAPTER WISE BREAKUP OF EXPORTS

Rs. In Thousands

HSCODE	COMMODITY	Jul-Dec	Jul-Dec
		2017-18	2018-19
	TOOLS,IMPLEMENTS,CUTLERY,PARTS THEREOF		
82075090	OTHER TOOL FOR DRILLING OTHER THAN ROCK DRILLING	3,917	3,154
82076000	TOOLS FOR BORING OR BROACHING	-	3,648
82079000	OTHER INTERCHANGEABLE TOOLS	1,291	5,584
82081000	KNIVES&CUTTING BLADES FOR METAL WORKING	10,962	9,967
82082000	KNIVES CUTTING BLADES FOR WOOD WORKING	296	236
82083000	KNIVES & CUTTING BLADES FOR KITCHEN APPLIANCES	59	179
82084000	KNIVES&CUTTING BLADE FOR AGRICULTURAL, HORTICULTURAL OR FORESTRY MACHINES	6,167	7,530
82089010	OTH BLADES/KNIVES PAPER MACH	-	185
82089090	OTH BLADES/KNIVES FOR MACHINE	2,899	589
82090000	PLATES STICKS,TIPS AND THE LIKE FOR TOOLS, UNMOUNTED OF CERMET	688	1,369
82100000	HAND-OPERATED MECHANICAL APPLIANCES, WEIGHING 10 KG OR LESS	-	37
82111000	SETS OF ASSORTED ARTICLES	-	875
82119100	TABLE KNIVES HAVING FIX BLADE.	32,608	70,141
82119200	OTHER KNIVES HAVING FIXE BLADES.	483,570	499,689
82119300	KNIVES HAVING OTHER THAN FIX BLADES.	24,225	35,296
82119400	BLADES	140	1,080
82119500	HANDLES OF BASE METAL	3,804	1,909
82121000	RAZORS	540,286	627,156
82122000	SAFETY RAZOR BLADES,	582,506	700,682
82129000	OTHER PARTS	191	2,677
82130000	SCISSORS,TAILOR'S SHEARS & SIMILAR SHEARS AND BLADE	351,151	441,191
82141000	PAPER KNIVES,LETTER OPENERS,ERASING KNIVES, PENCIL SHARPENERS AND BLADES ETC	13,044	13,374
82142000	MANICURE OR PEDICURE SETS AND INSTRUMENTS	2,731,640	3,108,240
82149000	OTHER ARTICLES OF CUTLERY .	20,252	17,217
82151000	SETS OF ASSORTED ARTICLE CONTAINING >= 1 ARTICLE PLATED WITH PRECIOUS METAL	316	633
82152000	OTHER SETS OF ASSORTED ARTICLE.	593	4,955
82159910	SPOONS	136	1,170
82159990	OTHER ARTICLE OF KITCHEN.	92,370	190,605
	TOTAL TOOLS,IMPLEMENTS,CUTLERY,PARTS THEREOF	5,245,447	6,275,171
	MISC. ARTICLES OF BASE METALS		
83012090	OTH LOCKS FOR MOTOR VEHICLES	-	1,675
83013000	LOCKS FOR FURNITURE	6	-
83014000	OTHER LOCKS	213	1,278
83017000	KEYS PRESENTED SEPARATELY	-	16
83021010	HINGES,VEH-H-8704.2299,8703	45	-
83021090	OTH HINGES&FITTINGS FOR FURNI	2,147	404

PCT CHAPTER WISE BREAKUP OF EXPORTS

Rs. In Thousands

HSCODE	COMMODITY	Jul-Dec	Jul-Dec
		2017-18	2018-19
	MISC. ARTICLES OF BASE METALS		
83023090	OTH FITTINGS FOR M-VEHICLES	7,592	25,067
83024100	OTHER MOUNTING,FITTING SUITABLE FOR BUILDING	2,354	94
83024200	OTHER MOUNTING,FITING FURNITURES	-	71
83024900	OTHER FITTINGS OF BASE METAL N.S.	29,808	14,337
83025000	HAT-RACKS,HAT-PEGS,BRACKET&FIX	135	19
83026000	AUTOMATIC DOOR CLOSERS	5,228	8,405
83030000	ARMOURED/REINFORCED SAFES, STRONG BOXES AND DOORS ETC OF BASE METAL.	-	64
83040000	FILING CABINETS,CARD-INDEX CABINET/TRAYS	208	160
83052000	STAPLES IN STRIPS	72	-
83059000	OTHER, INCLUDING PARTS	204	-
83061000	BELLS,GONGS ETC.NON ELECTRIC OF BASE METAL	17,258	13,970
83062900	OTHER; MIRRORS OF BASE METAL	276	3,673
83063000	PHOTOGRAPH,PICTURE OR SIMILAR FRAMES; MIRROR	314	1,966
83071000	FLEXIBLE TUBING OF IRON/STEEL	281	3,572
83079000	FLEXIBLE TUBING OF BASE METAL	4,344	1,691
83081010	HOOKS OF BASE METAL	458	2,677
83081020	EYES & EYE LETS OF BASE METAL	95	1,806
83082000	TUBULAR OR BIFURCATED RIVET	67	-
83089010	CLASPS OF BASE METAL	-	9
83089020	BUCKLE OF BASE METAL	2,178	6,713
83089030	FRAME OF HAND BAG ETC OF BASE METAL	-	930
83089090	OTHER MADE UP ARTICLE OF BASE METAL PART	19,018	20,536
83091000	CROWN CORKS OF BASE METAL	-	24
83099010	ALUM LID CAN OF CARBONAT DRINK	282	-
83099090	OTHER	50	-
83100010	NUMB PLATE ASSEMBLY,AGRI-TRACT	-	62
83100090	OTH SIGN-PLATES, NAME PLATES	-	1,323
83111000	COATED ELECTRODE OF BASE METAL	1,496	4,475
83119000	OTHER WIRE & RODS AGGLOMERATED OF BASE METAL	1,658	527
	TOTAL MISC. ARTICLES OF BASE METALS	95,787	115,544
	MACHINARY/ COMPONENTS		
84012000	MACHINERY/APPARATUS,ISOTOPIC SEPARATION	-	48
84021190	OTHER STEAM & OTHER VAPOUR GENERATING BOILER	558	4,977
84021200	WATER TUBE BOILER STEAM PRODUCTION <45 TON PER HOUR	64	-
84021920	WASTE HEAT BOILER/HYBRID BOILE	11,436	17,219
84021990	OTHER VAPOUR GENERATING BOILERS,	81	-

PCT CHAPTER WISE BREAKUP OF EXPORTS

Rs. In Thousands

HSCODE	COMMODITY	Jul-Dec	Jul-Dec
		2017-18	2018-19
	MACHINARY/ COMPONENTS		
84029010	PARTS STEAM / VAPOUR BOILER	-	2,730
84029090	OTHER PARTS OF BOILER	-	95
84039000	PARTS CENTRAL HEATING BOILERS	-	745
84049090	OTH PARTS VAPOUR POWER UNITS	927	-
84059000	PARTS OF PRODUCER GAS/WATER GAS GENERATORS	-	37
84071000	AIRCRAFT ENGINES	-	13,650
84073390	OTH-RPE- 250-1000 CC VEH CH-87	-	455
84079010	GAS ENGINES	-	331
84082010	DIESEL ENG,AGRI-TRACTOR H-8701	12,408	5,330
84082090	OTH DIESEL / SEMI DIESEL ENGIN	-	2,266
84089000	OTHER ENGINES	16,890	19,134
84099110	RING FOR PISTON OF VEHICLE CHAPTER 87	53	-
84099120	CYLINDER FOR VEHICLES OF CHAPTER 87	1,675	2,447
84099130	CYLINDER FOR VEHICLES OF CHAPTER 87	-	49
84099140	CYLINDER HEADS FOR VEHICLES OF CHAPTER 87	2,410	1,245
84099150	CYLINDER LINER FOR VEHICLES OF CH.87	11,877	14,118
84099199	OTH KITS FOR VEHICLES OF CH-8	323	1,854
84099910	OTHER RING FOR PISTON VEHICLE CH-87	329	3,203
84099920	OTHER CYLINDER FOR VEHICLES OF CH-87	76	5,561
84099999	OTH PARTS OF ENGINES	11,410	6,016
84109090	OTH PART HYD TURBINE®ULA	-	364
84122900	OTHER HYDRAULIC POWER ENGINES & MOTOR	1,465	1,983
84129090	OTH PARTS OF ENG / MOTORS	52	-
84131990	OTHER PUMPS FOR DISPENSING CHEMICALS	3,666	752
84132000	HAND PUMPS NOT WITH MEASURING DEVICE	169	-
84133010	DIESEL FUEL INJECTION PUMPS FOR VEHICLES OF CH-87	14,482	-
84133020	OIL PUMP ASSEM VEH H-87019020	8,347	10,077
84133090	OTHER PUMPS FUEL/LUBRICATION/COOLING	518	746
84134000	CONCRETE PUMP FUEL LUBRICATION	825	-
84137010	SUBMERSIBLE PUMPS	-	22,524
84137090	OTH CENTRIFUGAL PUMPS	102,459	192,287
84138100	OTH PUMPS	224	-
84139110	STAINLESS STEEL IMPELLERS OF PUMPS	64,799	124,472
84139120	LASER WELDED CHAMBERS FOR PUMP	-	758
84139130	OTH PARTS GROUT,ETC PUMPS	2,122	8,209
84139150	PLUNGER & PUMP PART OF VEH H87	-	127
84139190	PARTS OF OTHER PUMPS	5,061	8,982

PCT CHAPTER WISE BREAKUP OF EXPORTS

Rs. In Thousands

HSCODE	COMMODITY	Jul-Dec	Jul-Dec
		2017-18	2018-19
	MACHINARY/ COMPONENTS		
84141000	VACUUM PUMPS	529	170
84142000	HAND OR FOOT OPERATED AIR PUMPS	26	-
84143090	OTHER COMPRESSORS USED IN REFRIGERATING EQUIPMENTS	3,780	-
84144000	AIR COMPRESSORS MOUNTED ON A WHEELED CHASSIS FOR TOWING	409	782
84145110	CEILING FAN	381,541	529,948
84145120	PEDESTAL FAN	202,837	328,292
84145130	TABLE FAN	540	1,684
84145140	EXHAUST FAN	43,026	69,392
84145190	OTHER FANS WITH SELF CONTAINED ELECTRIC MOTOR OF OUTPUT NOT EXCEEDING 125W	376,365	378,036
84145910	BLOWERS	269	1,398
84145990	OTHER FANS	-	1,567
84146000	HOODS HAVING A MAXIMUM HORIZONTAL SIDE NOT > 120CM	31	-
84148010	PISTON TYPE AIR COMPRESSORS	-	6,453
84148020	SCREW COMPRESSORS	-	372
84148090	OTH TABLE,FLOOR,WALL,CEILI FAN	1,446	3,540
84149010	PART MACH H-84141000,8414.3010	379	26,384
84149020	PARTS COMPRESSOR REFRI EQUIP	83	-
84149090	OTHER PARTS OF H-84.14	19,550	3,044
84151019	OTH WINDOW/WALL TYPE AC/SPLIT	1,078	5,170
84151029	S-CON AC/SPLIT INER-OUTER UNIT	3,623	7,556
84151099	OTH AC MACH MOTOR DRIVEN FAN	501	-
84152090	OTH AC FOR PERSONS USED IN VEH	527	-
84159091	OT AC PART H84152010,20,30,90	-	779
84159099	OTH PARTS FOR REFRI/AIRCOND	12,862	4,368
84161000	FURNACE BURNERS LIQUID FUEL	1,053	245
84162000	OTHER FURNACE BURNER INCLUDING COMBINATION BURNERS	-	122
84163000	MECHANICAL STOKERS GRATES ETC	11	-
84169000	PART OF BURNERS OTHER ARTICLES OF 7412	46,113	91,532
84171010	KILNS (FURNACE OVEN)	269	-
84171090	OTHER FURNACES AND OVEN	17,051	4,964
84172000	BAKERY OVENS INCLUDING BISCUIT OVEN	1,836	1,538
84178000	OTHER FURNANCE AND OVENS	2,094	965
84179000	PARTS OF INDUSTRIAL OR LABORATORY FURNACE	-	964
84181010	COMB REFRIG-FREEZ W-DOOR CKD/S	-	41,466
84181090	COMBINED REFRIG-FREEZE W-DOORS	16,415	4,865
84182190	REFRIGES H-HOLD COMPRESS TYPE	99,224	20,735
84182990	OTH REFRIGERATOR HOUSHOLD TYP	43	28,033

PCT CHAPTER WISE BREAKUP OF EXPORTS

Rs. In Thousands

HSCODE	COMMODITY	Jul-Dec	Jul-Dec
		2017-18	2018-19
	MACHINARY/ COMPONENTS		
84183090	FREEZERS CHEST TYPE-800 I CAPA	16,051	5,286
84184090	FREEZERS UPRIGHT TYP-900 ICAPA	1,935	-
84185000	OTHER REFRIGERATOR/FREEZERS CHEST, CABINET, DISPLAY COUNTERS, SHOW CASES ETC	-	110
84186100	HEAT PUMPS O/T AIR CONDIT MACH	-	123
84186920	REFRIGERATIN MACH WITH ENGIN	-	15
84186990	OTH REFRIGERATIN, FREEZING MACH	1,823	1,093
84189990	OTHER PARTS OF REFRIGERATORS/FREEZERS	21	-
84191190	OTH INST GAS WATER HEATER N-EL	1,516	-
84191990	O-INST STRAGE WATER HETER N-EL	263	-
84192000	MEDICAL SURGICAL LABORATORY STERILISERS	3,852	17,806
84193200	DRYERS FOR WOOD, PAPER PULP, PAPER OR PAPER BOARD	-	510
84193900	OTHER DRYERS	99	20,221
84195000	HEAT EXCHANGE UNITS	19	198
84196090	OTH MACH FOR LIQUIFYING AIR/GA	-	1,873
84198100	OTHER MACHINERY PLANT EQUIPMENT FOR HOT DRINKS/COOKING OR HEATING FOOD	-	1,459
84198910	COOLING TOWERS	483	728
84198990	OTH MACHINES AND PLANTS	439	1,897
84199010	PART DRYERS, AGRI, AIR GAS MACH	-	256
84199090	OTH PARTS MACH, PLANT, LAB EQUIP	1,571	16,496
84201000	CALENDERING OR OTHER ROLLING MACHINES	6,715	11,593
84209100	CYLINDERS (FOR CALENDERING MACHINE)	53	-
84209900	OTHER PARTS OF CALENDERING MACHINE	3,675	7,767
84211200	CLOTHES-DRYERS	-	534
84212100	FILTERING PURIFYING MACHINERY & APPARATUS FOR LIQUIDS	1,362	2,385
84212310	OIL FILTER M-VEH H-8703,4,8711	20,616	52,754
84212320	OTH FUEL FILTER VEH H-87019020	9,679	15,399
84212390	OTH OIL/PETROL FILTERS FOR ENG	100	86
84212900	OTHER FILTER MACHINERY APPARATUS NES	-	1,231
84213110	INTAKE AIR FILT VEH H-8703,11	-	40
84213190	OT FILTERING/PURIFYING MAH,GAS	115	106
84213920	FILTER DRIERS CFC REFRIGERANT GASES	45	-
84213930	MIST ELEMATOR FILTERING MACHINERY	86	1,132
84213940	AIR FILTER FOR PURIFYING GASES	30,891	26,700
84213950	FILTER BAGS FOR GASES	-	242
84213990	OTHER FILTERING PURIFYING MACHINERY GASES	48	16,403
84219190	OTHER PARTS OF CENTRIFUGES	54	-
84219990	OTH PART PURIFYING MACH L/GAS	-	3,954

PCT CHAPTER WISE BREAKUP OF EXPORTS

Rs. In Thousands

HSCODE	COMMODITY	Jul-Dec	Jul-Dec
		2017-18	2018-19
	MACHINARY/ COMPONENTS		
84221100	DISH WASHING MACHINE HOUSE TYPE	722	1,154
84221900	OTHER DISH WASHING MACHINE OF HOUSEHOLD TYPE	47	3,705
84223000	MACHINERY FOR FILLING/CLOSING/SEALING OR LABELLING BOTTLE	19,973	14,353
84224000	OTHER PACKING WRAPPING MACHINE	44,256	35,177
84229010	PARTS DISH WASHING MACHINE	-	4,079
84229090	OT PART FILLING/PACK/WARP MACH	13,546	2,167
84231000	PERSONAL WEIGHING MACHINES	40	26
84232000	SCALES FOR CONTINUOUS WEIGHING OF GOODS ON CONVEYORS	-	114
84233000	CONSTANT WEIGHT SCALES/HOPPER	-	223
84238900	OTHER WEIGHING MACHINERY	400	12
84239000	WEIGHT MACHINE OF ALL KINDS & PARTS	-	71
84241000	FIRE EXTINGUISHERS WHETHER OR NOT CHARGED	-	9,918
84242090	OTH SPRAY GUNS & APPLIANCES	22	1,268
84243000	STEAM OR SAND BLASTING MACHINES AND SIMILAR JET PROJECTING MACHINES	73	-
84249010	PART MAC H-8424.2010,3000,8100	1,673	-
84249090	OTH PART SRAYING/BLASTING MACH	1,909	128
84251100	PULLEY TACKLE HOISTS POWERED BY ELECTRIC MOTOR	-	808
84253100	OTHER WINCHES,CAPSTANS POWERED BY ELECTRIC MOTOR	13	-
84254200	OTHER JACKS AND HOISTS HYDRAULIC	213	152
84254900	OTHER MECHANICAL HANDING EQUIPMENT	789	990
84263000	PORTAL OR PEDESTAL JIB CRANES	31	1,193
84264900	OTHER MACHINERY SELF PROPELLED	132,334	78,057
84269900	OTHER MACHINERY NOT SELF PROPELLED	3,302	923
84279000	OTHER WORK TRUCK FITTED WITH LIFTING/HANDLING EQUIPMENT	-	58
84282000	PNEUMATIC ELEVATORS & CONVEYORS	249	320
84283300	OTHER ELEVATOR/CONVEYOR BELT TYPE	-	245
84283990	OTH CONVEYORS FOR GOODS/MATERI	-	3,507
84289010	HYDRAULIC LIFT ASS AGR-TRACTOR	632	796
84289090	OTH HYDRAULIC LIFT ASSEMBLY	-	1,304
84291900	OTHER; BULLDOZERS/ANGLEDOZERS/TRACK LAYING	105	-
84292000	GRADERS AND LEVELLERS	18,542	1,329
84295100	FRONT-END SHOVEL LOADERS	737	-
84295900	OTHER MECHANICAL SHOVALS,EXCAVATORS AND SHOVAL LOADERS	8,534	4,182
84303900	OTHER SELF PROPELLED COAL/ ROCK CUTTER	121	-
84304900	OTHER BORING/SINKING MACHINERY NOT SELF PROPELLED	1,852	-
84306900	OTHER MACHINERY NOTSELF-PROPELLED	990	-
84313100	PARTS OF LIFTS,SKIP HOISTS & ESCALATORS	-	301

PCT CHAPTER WISE BREAKUP OF EXPORTS

Rs. In Thousands

HSCODE	COMMODITY	Jul-Dec	Jul-Dec
		2017-18	2018-19
	MACHINARY/ COMPONENTS		
84313900	OTHER PARTS LIFTING/HANDLING/LOADING MACHINERY	66,866	20,008
84314100	BUCKETS SHOVELS GRABS & GRIPS	-	2,109
84314300	PARTS FOR BORING/SINKING MACHINERY OF SUBHEADING 8430.41 OR 8430.49	2,641	9,328
84314900	PART MACHINERY HEADING 84.26,84.29-30	16,169	15,289
84321010	CHISEL PLOUGHS	19,514	13,235
84321090	OTHER PLOUGHS	76,084	60,339
84322100	DISC HARROWS	14,044	7,354
84322910	CULTIVATORS	548	-
84322990	OTHER CULTIVATORS	1,966	5,483
84323900	OTH PLANTERS & TRANSPLANTERS	-	556
84328090	OTHER ROTAVATORS	36,936	37,505
84329000	PARTS AGRICULTURAL,HORTICULTURAL MACHINERY	13,368	27,413
84331900	OTHER MOVER FOR LAWN PARKS SPORTS GROUNDS	40	207
84334000	STRAW OR FODDER BALER INCLUDING PICK-UP BALER	-	1,655
84335100	COMBINE HARVESTER-THRESHERS	-	417
84335200	OTHER THRESHING MACHINERY	1,116	1,774
84335900	OTHER HARVESTING MACHINES	-	211
84336000	MACHINES FOR CLEANING, SORTING OR GRADING EGGS, FRUIT, OTHER AGRICULTURAL PRODUCE	3,371	-
84339000	PARTS; MACHINES FOR CLEANING/SORTING OR GRADING EGGS ETC	12,081	8,232
84341000	MILKING MACHINES	1,926	2,238
84342000	DAIRY MACHINERY	524	-
84351010	MACH FOR BEVERAGE MANUFACT	137	-
84351090	OTH MACH FOR BEVERAGE MANF	3	134
84361000	MACHINERY FOR PREPARING ANIMAL FEEDING STUFFS	46	17
84362100	POULTRY INCUBATORS & BROODERS	12,805	-
84362900	OTHER POULTRY KEEPING MACHINERY	245	-
84368000	OTHER MACHINERY	613	4,140
84369100	PARTS POULTRY KEEPING MACHINERY OR POULTRY INCUBATORS AND BROODERS	10,454	-
84371000	MACHINES FOR CLEANING, SORTING OR GRADING SEED, GRAIN, DRIED LEGUMINOUS VEGETABLES	16,049	14,889
84378000	OTHER MACHINERY	2,933	4,657
84379000	PARTS OF MACHINE USE IN MILLING INDUSTRY	6,253	2,105
84381000	BAKERY MACHINERY & MANUFACTURING MACARONI, SPAGHETTI	6,432	468
84382000	MACHINERY FOR MANUFACTURE OF CONFECTIONERY, COCOA OR CHOCOLATE	2,318	21,448
84383010	CRUSHERS FOR SUGARCANE	-	293,512
84383090	OTH MACH FOR SUGAR MANF	-	3,384
84385000	MACHINERY FOR PREPARATION OF MEAT/POULTRY	118	778
84386000	MACHINES FOR PREPERATION OFFRUILTS/NUTS/ VEGETABLES.	16,686	167

PCT CHAPTER WISE BREAKUP OF EXPORTS

Rs. In Thousands

HSCODE	COMMODITY	Jul-Dec	Jul-Dec
		2017-18	2018-19
	MACHINARY/ COMPONENTS		
84388090	OTH MACHINERY OF OTH	8,015	6,216
84389010	PARTS OF MACHINES OF HEADING 8438.3000 & 8438.4000	366,697	558,381
84389090	OTH PART FOOD/DRINK MAKE MACH	3,346	127
84399900	OTHER PARTS OF MACHINERY PAPER OR PAPER BOARD	211	3,254
84401000	BOOK BINDING MACHINERY INCLUDING BOOK SEWING MACHINES	3,049	5,901
84409000	PARTS OF BOOK BINDING MACHINERY	-	1,052
84411000	CUTTING MACHINES	3,175	1,380
84412000	MACHINES MAKING BAGS,SACKS/ENVELOPES	526	-
84418000	OTHER MACHINES FOR MAKING PAPER&PAPER BOARD	19,056	779
84419010	PART MAC H-8441.1000,8441.4000	-	91
84419090	OTH PART PULP/PAPRE MKING MACH	3,848	6,873
84424000	PARTS BOOK BINDING MACHINERY	1,232	1,351
84425000	PRINT TYPE BLOCK PLATE L/GRAPH	242	1,261
84431100	OFF SET PRINTING MACHINERY REEL-FED	54,092	-
84431300	OTH OFFSET PRINTING MACHINERY	-	6,523
84431700	GRAVURE PRINTING MACHINERY	-	2,488
84431920	LABEL PRINTING /EMPOSSING MACH	105	-
84431990	OTH MACH PRINT REPETITIVE WORD	3,003	1,047
84433290	O-MACH CAPABLE TO CONNECT DPM	77	-
84433990	OTH PHOTOCOPYING APPARATUS	37	-
84439100	PART P-MACH PRINT BY PLATE/CYL	2,537	307
84439950	TONER,INK CART OF COMP PRINTER	-	422
84439990	OTH PARTS OF HEAD 84.42	-	3,109
84440000	MACHINES FOR EXTRUDING, CUTTING MAN MADE TEXTILE MATERIAL	1,126	-
84451100	CARDING MACHINES	27,728	67,744
84451300	DRAWING /ROVING MACHINES	8,602	20,821
84451910	OTH BLOW ROOM MACHINERY	-	1,247
84451990	OTH MACH PREPARING TEXT FIBRES	23,925	-
84452000	TEXTILE SPINNING MACHINES	75,634	81,744
84453000	TEXTILE DOUBLING OR TWISTING MACHINES	7,160	-
84454020	CONE/BOBBIN WINDING MACHINES	9,361	5,460
84454090	OTHER TEXTILE WINDING MACHINE	-	18,313
84459000	OTHER MACHINERY,TEXTILE FIBRE	5,099	3,912
84461000	WEAVING MACHINES FABRICS WIDTH NOT > 30 CM	-	23,251
84462900	OTHER MACHINES(LOOMS)	19,169	133,611
84463000	WEAVING MACHINES FABRIC OF WIDTH >30CM SHUTTLELESS TYPE	191,132	332,197
84471100	CYLINDER DIAMETER NOT EXCEEDING 165 MM	-	5,384

PCT CHAPTER WISE BREAKUP OF EXPORTS

Rs. In Thousands

HSCODE	COMMODITY	Jul-Dec	Jul-Dec
		2017-18	2018-19
	MACHINARY/ COMPONENTS		
84471200	CYLINDER DIAMETER EXCEEDING 165 MM	416	-
84472000	FLAT KNITTING MACHINES,STITCH-BONDING MACHINES	2,988	14,524
84479010	MULTI HEAD EMBROIDERY MACHINES	64,122	16,786
84479090	OTH CIRCULAR KNITTING MACHING	2,223	10,846
84481100	DOBBIES JACQUARD,COPYING,PUNCHING OR ASSEMBLING MACHINES ETC	-	208
84482000	PARTS&ACCESORIES MACHINES OF HEADING 84.44 OR OF THEIR AUXILIARY MACHINERY	5,058	-
84483190	OTHER CARD CLOTHING	247	255
84483200	PART ACCESORY MACHINES TEXTILE FIBRE	863	3,174
84483310	SPINDLE FLYER RING TRAVLLERS	-	957
84483320	SPINDLES TEXTILE MACHINES	1,431	1,457
84483330	SPINNING RINGS	-	1,190
84483900	OTHER PARTS&ACCESSORIES 84.45	31,599	17,176
84484210	REEDS FOR LOOMS	737	87
84484290	OTHER HEALDS & HEALDS FRAME	571	5,823
84484910	SHUTTLES	4,038	5,318
84484990	OTH PART ACCESSORIES WEAV MACH	3,630	13,078
84485100	SINKERS NEEDLES & OTHER ARTICLES	-	164
84485900	OTHER PART ACCESSORY MACHINES HEAD 84.47	22,871	1,399
84501190	OTH WASHIN MACH FUL-AUT NOT>10	-	6,932
84501290	O-MACH BUILT-CENTRIFUGAL DRIER	2,200	17,265
84501919	OTH WASH MACH SEMI AUTO<10KG	-	1,797
84501999	O-MACH DRY LINE CAPA -NOT>10KG	53,555	-
84502090	MACHINE DRY LINE CAP EXCE10KG	333	-
84509000	PARTS FOR HOUSE HOLD OR LAUNDRY TYPE WASHING MACHINE	22,304	28,548
84511000	DRY-CLEANING MACHINES	-	1,384
84512100	DRY LINEN CAPACITY NO EXCEEDING 10KG	282	-
84512900	OTHER DRYING MACHINES	1,905	843
84513000	IRONING MACHINES & PRESSES(INCLUDING FUSING PRESSES)	4,201	682
84514010	WASHING MACHINE (INDUSTRIAL)	310	6,545
84514030	DYEING MACHINE	-	1,091
84515000	MACHINES FOR REELING UNREELING FOLDING ETC	443	-
84518010	COATING OR LAMINATING MACHINES	-	1,241
84518020	FLOCKING MACHINES	-	52
84518090	OTHER MACHINES FOR WRINGLING/PASTING	-	11,196
84519000	PARTS FOR DRY CLEAN/DYEING MACHINES	12,432	4,258
84521010	SEWING MACHINES HOUSE-HOLD MACHINES CKD/SKD CONDITION	467	-
84521090	OTHER SEWING MACHINES HOUSEHOLD TYPE	13	434

PCT CHAPTER WISE BREAKUP OF EXPORTS

Rs. In Thousands

HSCODE	COMMODITY	Jul-Dec	Jul-Dec
		2017-18	2018-19
	MACHINARY/ COMPONENTS		
84522100	AUTOMATIC UNITS SEWING MACHINE	449	2,513
84522900	OTHER SWING MACHINES INDUSTRIAL	3,930	2,523
84523000	SEWING MACHINE NEEDLES	12	6,671
84529090	OTH PARTS OTH SEWING MACHINE	235	2,324
84531000	MACHINES FOR PREPARING,TANNING OR WORKING HIDE,SKIN OR LEATHER	4,205	9,049
84532000	MACHINERY FOR MAKING/REPAIRING FOOTWEAR	1,302	995
84538000	OTHER MACHINES FOR REPAIRING HIDES-SKINS/LEATHER	-	14,103
84539000	PARTS OF MACHINE,TANNING,FOOTWEAR	326	-
84542000	INGOT MOULDS & LADLES	-	346
84543000	CASTING MACHINES	384	195
84549000	PARTS OF CONVERTERS LADLES ETC	1,342	201
84552200	COLD, ROLLING MILLS	908	-
84553090	OTHER ROLLS FOR ROLLING MILLS	10,985	16,907
84559000	OTHER PARTS METAL ROLLING MILLS	12,617	675
84569000	O-MAC TOOL REMOV MATE BY LASER	-	1,868
84571000	MACHINING CENTRE FOR WORKING METAL	123	-
84581100	HORIZONTAL LATHES NUMERICALLY CONTROLLED	810	-
84581900	OTHER, HORIZONTAL LATHES	9,310	615
84589100	OTHER LATHES NUMERICALLY CONTROLLED	-	539
84589900	OTHER LATHES REMOVING METALS	15,560	20,378
84591000	WAY TYPE UNIT HEAD MACHINES	5,271	3,881
84592100	OTHER DRILLING MACHINES NUMERICALLY CONTROLLED	-	388
84592990	OTHER DRILLING MACHINES	3,837	590
84594900	OTHER BORING MACHINES	-	200
84595990	OTHER MILLING MACHINES KNEES TYPE	168	-
84601900	FLAT SURFACE GRINDING MACHINES NOT NUMERICALLY CONTROLLED	3,543	844
84602900	GRINDING MACHINES ACCURACY AT LEAST 0.01MM	6,661	2,700
84603100	SHARPENING MACHINES NUMERICALLY CONTROLLED	225	-
84603900	OTHER SHARPENING MACHINES NUMERICALLY CONTROLLED	17	7
84609010	BENCH TYPE GRINDING MACHINE	153	201
84609090	MACHINE TOOLS FOR DEBURRING/POLISHING	-	6,797
84612010	SHAPING MACHINES STROKE UPTO 45 CM	-	757
84612090	OTHER SHAPING/SLOTTING MCHINES	104	378
84614000	GEAR CUTTING,GRINDING/GEAR FINISHING MACHINES	2,513	-
84615090	SAWING OR CUTTING OFF MACHINES	-	92
84619000	MACHINES TOOLS FOR METAL WORKING	105	1,287
84621010	FORGING NON-ALIE STAMPING MACHINE & HAMMERS	104	1,638

PCT CHAPTER WISE BREAKUP OF EXPORTS

Rs. In Thousands

HSCODE	COMMODITY	Jul-Dec	Jul-Dec
		2017-18	2018-19
	MACHINARY/ COMPONENTS		
84621090	OTHER FORGING/DIE STAMPING MACHINES & HAMMERING	293	166
84622100	BEND,FOLD,ETC MACHINES NUMERICALLY CONTROLLED	-	548
84622900	NON NUMERICALLY CONTROLLED BENDING,FOLDING MACHINES	3,733	1,314
84623900	OTHER SHEARING MACHINES NOT NUMERICALLY CONTROLLED	179	907
84624900	OTHER PUNCHING/NOTCHING MACHINES INCLUDING SHEARING	236	-
84629190	OTHER, HYDRAULIC PRESSES	316	-
84629900	OTHER PRESSES FOR WORKING METAL	3,304	1,012
84639000	OTHER MACHINE TOOL WORKING METALS	-	7,131
84642010	GRINDING MACHINES	619	-
84649000	OTHER MACHINE TOOLS WORKING STONE/CERAMICS/CONCRETE	257	5,108
84659190	OTHER, SAWING MACHINES	244	122
84659200	PLAN MILL MOULD MACHINE	96	-
84659300	GRINDING SANDING POLISHING MACHINES	29	21
84659400	BENDING OR ASSEMBLING MACHINES	-	501
84659500	DRILLING OR MORTICING MACHINES	74	-
84659900	OTHER MACHINE TOOLS FOR WOOD ,CORK, ETC	614	6,605
84661000	TOOL HOLDERS SELF OPENING DIE HEADS	-	243
84662000	WORK HOLDERS	-	934
84669100	PART/ACCESSORIES MACHINE TOOLS W/STON ETC	-	2,058
84669200	PART/ACCESSORIES MACHINE TOOL W/WOOD ETC	2,316	2,548
84669310	PART MAC H-8458,8459,8460,8461	15,689	-
84669390	OTH PART MACHINE H-8456TO 8461	367	243
84669490	OTH PARTS MACH H- 8456 TO 8465	742	4,226
84672100	DRILLS OF ALL KINDS	-	6
84672900	OTHER TOOL WITH ELECTRIC MOTOR	32	26
84678900	OTHER TOOL WORKING IN HAND	-	289
84679900	OTHER PART TOOL WORKING IN THE HAND	80	283
84682000	OTHER GAS-OPERATED MACHINERY APPARATUS	5	33
84688000	OTHER MACHINERY AND APPARATUS	225	671
84689000	OTHER PART GAS OPERATED MACHINERY APPARATUS	410	66
84709000	OTHER POSTAGE,TICKET ISSUE MACHINES	-	1,596
84713010	LAPTOP COMPUTERS,NOTEBOOKS	-	116
84713020	PERSONAL COMPUTERS(PCs)	8,917	17,295
84713090	OTHER PORTABLE COMPUTER <10 KG	46,316	127
84715000	DIGITAL PROCESSING UNIT OTHER THAN THOSE OF SUBHEADING 8471.41-42	162	36
84716010	KEY BOARDS	-	11
84716090	OTHER, INPUT OUTPUT UNITS	-	2,726

PCT CHAPTER WISE BREAKUP OF EXPORTS

Rs. In Thousands

HSCODE	COMMODITY	Jul-Dec	Jul-Dec
		2017-18	2018-19
	MACHINARY/ COMPONENTS		
84717020	HARD DISK DRIVE	14,296	22,942
84717040	OPTICAL DISK DRIVE, INCLUDING CD-ROM&DVD Drive	-	10
84717050	OPTICAL&TAPE AUTO LOADER&LIBRARIES/JUKE-BOX	14	6
84717090	OTHER STORAGE UNIT	-	194
84719090	OTHER DATA PROCESSING EQUIPMENTS	2,051	23,029
84729010	AUTOMATED TELLER MACHINES(ATM)	8,576	-
84729090	OTHER OFFICE MACHINES	-	561
84732900	OTH PARTS/ACCESSORIES ELECTRONIC CALCULATING MACHINES	2,988	89
84733010	CASING COMPUTER WITH POWER SUPPLY	3,315	-
84733090	OTHER PARTS/ACCESSORIES MACHINES HEADING 84.71	17,958	6,357
84734000	PARTS/ACCESSORIES MACHINE HEAD 84.72	2,246	-
84735000	PARTS/ACCESSORIES MACHINE HEADING 84.69-84.72	84	-
84741090	OTHER SORT/SCREEN/SEPERATING/WASHING MACHINES	158	-
84742090	OTHER CRUSHING/GRINDING MACHINES	2,397	552
84743190	OTHER MACHINES MIX/KNEAD MINERALS WITH BITUMEN	2,139	-
84743290	OTHER MACHINES FOR MIXING MINERAL WITH BITUMEN	-	65
84748090	MACHINES AGGLOMERAT/SHAPE, MINERALS	1,941	6,494
84749010	PARTS CRASH/ MIX/HYD PRES MACH	4,789	2,423
84749020	PART CEMENT/CONCRTE MIX MACH	7,761	12,029
84749090	OT PART SORTING/SCREENING MACH	4,196	2,549
84752100	MACH FOR MAKING OPTICAL FIBRE	100	2,010
84752900	OTHER GLASS WORKING MACHINES	-	59
84759000	PARTS OF MACHINES H-NO.84.75	1,684	8,342
84762900	OTHER, AUTOMATIC BEVERAGE-VENDING MACHINES	167	-
84768900	OTHER MACHINE INCLUDING MONEY CHANGING MACHINES	-	124
84771000	INJECTION-MOULDING MACHINES	6,550	26,007
84772000	EXTRUDERS	18,047	36,255
84773090	OTHER, BLOW MOULDING MACHINES	3,056	6,266
84774090	OTHER VACCUM MOULDING, THERMOFORM MACHINE	-	616
84775900	OTHER MACHINES FOR MOLDING/FORMING	648	463
84778000	OTHER MACHINES FOR WORKING RUBBER/PLASTICS	79,858	21,814
84779000	PARTS OF MACHINE, WORKING RUBBER/PLASTICS	2,926	760
84781000	MACHINES FOR PREPARING TOBACCO	41,873	8,498
84789000	PARTS OF MACHINES OF HEADING-84.78	4,248	5,125
84791090	MACH FOR PUBLIC WORKS, BUILDING	1,211	-
84796000	EVAPORATIVE AIR COOLERS	9,672	720
84797900	OTH PASSENGER BOARDING BRIDGES	-	11

PCT CHAPTER WISE BREAKUP OF EXPORTS

Rs. In Thousands

HSCODE	COMMODITY	Jul-Dec	Jul-Dec
		2017-18	2018-19
	MACHINARY/ COMPONENTS		
84798100	MACHINES TREATING METAL INCLUDING ELECTRIC WIRE COIL-WINDERS	20	-
84798210	MATCH MAKING MACHINES	1,475	26,594
84798220	SOAP MAKING MACHINES	-	2,472
84798290	OTHER CRUSHING MACHINE	244	10,409
84798910	FASTENING/THREAD SUCKING MACHINES	34	-
84798920	MACHINES ATTACHING RIVETS/BUTTONS	1,053	8
84798930	TABLETING MACHINES	30,682	-
84798990	OTHER MACHINES FOR GARMENTS	12,356	69,154
84799010	PARTS OF MACHINE HEAD 8479.8910	912	14
84799090	OTHER PARTS INDIVIDUAL FUNCTION MACHINES	16,969	26,384
84803000	MOULDING PATTERNS	64	-
84804900	OTHER, MOULDS FOR METAL/CARBIDES	189	94
84806000	MOULDS FOR MINERAL MATERIALS.	-	749
84807100	INJECTION OR COMPRESSION TYPES	-	24,865
84807900	OTHER MOULDS FOR RUBBER/PLASTICS	32,005	4,676
84811000	PRESSURE-REDUCING VALVES	5,377	669
84812000	VALVES,OLEOHYDRAULIC/PNEUMATIC TRANSMISSIONS	1,474	-
84813000	CHECK VALVES	-	1,242
84814000	SAFETY OR RELIEF VALVES	1,049	9,836
84818030	OTH COCKS FOR M-CARS &VEHICLES	5,327	137
84818090	OTH APPLIAN FOR PIPES,BOILERS	16,297	9,310
84819000	PARTS OF APPLICANCE H-NO.84.81	2,189	12,558
84821000	BALL BEARINGS.	9	1,794
84825000	OTHER CYLINDERICAL ROLLER BEARINGS	-	80
84828000	OTHER COMBINED BALL/ROLLER BEARINGS	955	3,384
84829100	BALLS, NEEDLES/ROLLERS PARTS	224	267
84829910	RINGS OF BEARINGS	15,193	23,161
84829990	OTHER BALL OR ROLLRE BEARINGS	223	653
84831011	DIFFEREN SHAFT/PART AG-TRACTOR	6,775	38,426
84831090	OTHER TRANSMISSION SHAFTS/CRANKS	636	4,005
84833010	BEAR HOUSING NOT INCORPORATING PLAIN SHAFT BEARINGS	170	-
84833020	FABRIC BEARING NOT BALL BEARIN	-	3,309
84833090	OTHER BEARING NOT INCORPORATING BALL PLAIN SHAFT-BEARINGS	277	554
84834019	OTH GEARS FOR VEHICLES H-87	840	-
84834090	OTHER GEAR & GEARING OTHER THAN TOOTHED WHEEL	23,555	31,816
84835010	FLYWHEELS	-	1,971
84835090	OTHER FLYWHEELS	1,382	3,535

PCT CHAPTER WISE BREAKUP OF EXPORTS

Rs. In Thousands

HSCODE	COMMODITY	Jul-Dec	Jul-Dec
		2017-18	2018-19
	MACHINARY/ COMPONENTS		
84836099	OTHER CLUTCHES	23	-
84839010	TOOTHED WHEELS ETC AGR-TRACTOR	-	1,483
84839090	OTH COMPONENTS FOR VEHICLES	549	1,885
84841090	OTHER GASKETS&SIMILAR JOINTS METAL	-	652
84842090	OTHER MECHANICAL SEALS	-	9,180
84849000	OTHER GASKET&SIMILAR JOINT,DISSIMILAR IN COMPOSITION	20,612	1,817
84869000	PARTS&ACCE OF MACH MANU S-COND	-	48
84871000	SHIPS/BOATS.PROPELLERS&BLADES	105	6,626
84879090	O-PARTS&ACCE NOT CON ELE-CONNE	8,091	1,975
	TOTAL MACHINARY/ COMPONENTS	3,903,280	5,126,912
	ELECTRICAL MACHINERY,EQUIP,PARTS		
85011000	ELECTRIC MOTOR OUTPUT NOT >37.5.WATT	39	3,470
85012000	UNIVERSAL AC/DC MOTOR >37.5 W	-	13
85013190	OTH DC MOTOR/GEN 0-P=750 WATT	-	13
85014010	OTHER AC MOTOR SINGLE PHASE OUTPUT NOT >60 WATTS	-	1,714
85014090	OTHER AC MOTORS	3,189	949
85015120	CLUTCH MOTOR SEWING MAC<750W	33	-
85015190	OTH AC MOTORS MULTI-PHASE<750W	229	5
85015210	SUBMERS MOTOR OUTPUT>750W<75KW	55,427	80,797
85015290	OTH AC MOTOR M-PH >750W <75KW	421	147
85016490	OTH AC GENERATOR/ELEC MOTOR	397	67
85021120	ELE-GENERATER DIESEL 5-20 KVA	-	25,713
85021200	GENERATING SET WITH INTERNAL COMBUSTION ENGINE >75 BUT NOT >375KVA	3,671	745
85021310	GENERATING SET INTERNAL COMBUSTION ENGINES >375 BUT NOT >1100 KVA	3,366	-
85021390	OTHER GENERATING SET INTERNAL COMBUSTION PISTON ENGINES	-	54,404
85022020	GENER SET(SP-ING ENG)OP>375KVA	17,584	-
85024000	ELECTRIC ROTARY CONVERTERS.	8,899	518
85030010	PARTS OF MACHINE HEAD 85.01	631	-
85030020	PARTS MACHINE HEAD 85.01&85.02	692	-
85030090	OTH PARTS MOTORS GENERATORS	1,658	6,716
85041000	BALLAST FOR DISCHARGE LAMPS/TUBES	421	1,166
85042300	LIQUID DI-ELECTRIC TRANSFORMER >10000 KVA	316	-
85043200	OTHER TRANSFORMER >1KVA BUT <16KVA	14,654	14,234
85043300	OTHER TRANSFORMER >16 KVA BUT <500 KVA	91,488	49,437
85043400	OTHER TRANSFORMER WITH POWER HANDLING CAPACITY >500 KVA	9,552	-
85044010	STATIC CONVERTERS UNINTERRUPTED SUPPLY OF POWER(UPS) RATING UPTO 1.5 KVA	-	3,943

PCT CHAPTER WISE BREAKUP OF EXPORTS

Rs. In Thousands

HSCODE	COMMODITY	Jul-Dec	Jul-Dec
		2017-18	2018-19
	ELECTRICAL MACHINERY,EQUIP,PARTS		
85044020	BATTERY CHARGERS	1,021	172
85044090	OTHER UNINTERRUPTED POWER SUPPLY	2,518	5,357
85049010	ON LOAD TAPE CHANGER TRANSFORMERS	-	63
85049090	OTHER PARTS FOR POWER TRANSFORMERS	14,023	3,042
85051100	PERMANENT MAGNETS AND ARTICLES	-	124
85052000	ELECTRO-MAGNETIC COUPLINGS,CLUTCHES&BRAKES ETC	129	-
85059000	OTHER ELECTRO-MAGNETIC INCLUDING PART HD 85.05	-	182
85069010	BRASS CAPS FOR DRY BATTERY CELL	91	-
85071010	MEANT M-CARS H-87.03&VEH-4,11	106,722	1,376,066
85071020	MEANT FOR VEH H-87.01,2,4	973,041	-
85071090	OTH LEAD-ACID -STARTING ENGINE	-	13,341
85072090	OTHER LEAD-ACID ACCUMULATORS	609	-
85094010	FOOD GRINDERS ELECTRO MECHANICAL DOMESTIC APPLIANCES	15	-
85094030	FRUIT/VEGETABLE JUICE EXTRACTORS ELECTRO-MECHANICAL DOMESTIC APPLIANCES	1,785	-
85098000	OTHER ELECTRO-MECHANICAL DOMESTIC APPLIANCES	766	2,967
85099000	PARTS ELECTRO-MECHANICAL DOMESTIC APPLIANCES	1,814	2,689
85102000	HAIR CLIPPERS	-	164
85103000	HAIR-REMOVING APPLIANCES	29	666
85111000	SPARKING PLUGS	571	515
85114090	DUAL PURPOSE STARTER GENERATORS	587	-
85115090	OTH ALTNATOR ASSEMBLY FOR OTH	43	1,521
85118090	O/EQUIP(IGNI COIL,CUT-OUT,ETC)	102	-
85119010	ALUM CASTED DISTRI CASE M-CARS	-	453
85121000	LIGHTING OR VISUAL SIGNALLING EQUIPMENT FOR BICYCLE USE	49	-
85122010	HEAD LIGHT FOR MOTOR VEHICLES	64	-
85122090	OTHER LIGHTING SIGNALLING EQUIPMENT	-	198
85123010	SOUND SIGN EQU VEH H-8703,4,11	7,556	7,774
85123090	OTH SOUND SIGNILING EQUIPMENT	-	356
85131020	OTHER SAFETY LAMPS; MORES SIGNALLING LAMPS;EXAMINATION LAMPS	258	-
85131090	OTHER PORTABLE ELECTRIC LAMPS	1,966	6,181
85139090	OTH PARTS OF ELECTRIC LAMPS	282	-
85141000	RESISTANCE HEAT FURNANCE/OVEN	1,580	-
85142000	FUR/OVE BY INDUCTION/DIELE LOS	16	139
85143000	OTH FURNANCES AND OVENS	647	626
85149000	PARTS OF INDUS/LAB FURN & OVEN	1,770	12,531
85151100	SOLDERING IRON AND GUNS	-	113
85151900	OTHER BRAZING/SOLDERING IRONS&GUNS	154	1,689

PCT CHAPTER WISE BREAKUP OF EXPORTS

Rs. In Thousands

HSCODE	COMMODITY	Jul-Dec	Jul-Dec
		2017-18	2018-19
	ELECTRICAL MACHINERY,EQUIP,PARTS		
85153900	OTHER MACHINES/APPARATUS ARC WELDING METAL	21	-
85158000	OTHER MACHINES/APPARATUS HOT SPRAYING METAL	-	1,169
85159000	PARTS(OF HEADING NO.85.15)	-	823
85162900	OTHER ELECTRIC SPACE/SOIL HEATNG APPARATUS	459	299
85163200	OTHER HAIR DRESSING APPARATUS	-	441
85165090	MICROWAVE OVENS	576	306
85166010	ELECTRIC OVEN	10	-
85166090	OTHER APPLIANCES USED DOMESTIC PURPOSE	248	186
85167100	ELECTRIC COFFEE OR TEA MAKERS	-	18
85167910	INSECT KILLER	-	29
85167990	OTH ELECTRO THERMIC APPLIANCES	473	5,422
85168010	ELECTRIC HEATING ELEMENT FOR REFRIGERATORS	-	15
85168090	OTHER ELECTRIC HEATING RESISTOR	333	1,062
85169000	PARTS ELECTRO-THERMIC APPLIANCES H-85.16	11,741	2,446
85171100	LINE TELEPHONE CORDLESS HANDSETS	-	64
85171219	OTH CELLULAR MOBILE PHONE	2,223,285	372,419
85171290	OTH T-PH FOR CELL/WIRELESS NET	-	702
85176220	MODEMS	-	177
85176290	OTH RECEP/TRANS/ROUT/ MACH	2,334	-
85176990	OTHER APPARATUS FOR RECP/TRANS	8,071	12
85177000	PARTS OF NETWORKING EQUIP	824	92,074
85234110	COMPACT DISC (CD)UN-RECORDED	-	2,441
85234190	OTHER OPTICAL MEDIA UNRECORDED	-	3
85234990	OTH OPTCAL MEDIA CON SOFTWARE	4,458	-
85235910	PROXIMITY CARDS AND TAGS	570	1,557
85235990	OTHER SEMICONDC MEDIA	-	10,941
85238090	OTH MEDIA FOR RECORDING SOUND	9,131	10,408
85256030	MODEMS FOR TRANSMISSION APPARA	-	397,154
85258010	CLOSE CIRCUIT TV CAMERAS	-	850
85258040	DIGITAL CAMERAS	945	-
85258090	OTH TV/VIDEO/DIGITAL CAMERA	128	-
85285900	OTHER MONITORS	11	-
85287211	LIQUID CRYSTAL DISPLAY(LCD) TV	-	572
85287219	OTH COLOR TV SETS	16	-
85287300	OTH BL&WHITE/MONOCROME R-APA	4,633	-
85291090	OTH AERIALS/AERIAL REFLECTORS	6	-
85299090	OTH CABLE TV/SATELLITE EQUIPMENT/APPARATUS HEADING 85.25-85.28	-	291

PCT CHAPTER WISE BREAKUP OF EXPORTS

Rs. In Thousands

HSCODE	COMMODITY	Jul-Dec	Jul-Dec
		2017-18	2018-19
	ELECTRICAL MACHINERY,EQUIP,PARTS		
85308000	OTHER SIGNAL EQUIPMENT EL ECTRICAL TRAFFIC CONTROL	-	156
85311000	BURGLAR/FIRE ALARMS/SIMILAR APPARATUS	-	1,628
85312000	INDICATOR PANELS INCORPORATING LCD(LIQUID CRYSTAL DEVICE)/LED(LIGHT EMITTING DIO	-	293
85318000	OTHER APPARATUS	14,658	2,976
85319010	PANIC BUTTON	2,098	-
85319090	OTHER PARTS ELECTRIC-SOUND/VISUAL SIGNALLING APPARATUS	2,119	16
85321000	FIX ED CAPACITORS FOR 50/60 HZ CAPACITY NOT <0.5KVAR(POWER CAPACITORS)	1,781	34
85322500	DIELECTRIC OF PAPER OR PLASTIC FIXED CAPACITORS	29,491	37,710
85322900	OTHER FIXED CAPACITORS	43	539
85340000	PRINTED CIRCUITS	119	361
85352110	AUTOMATIC CIRCUIT-BREAKERS UPTO 17.5 KV	8,558	-
85352900	OTHER AUTOMATIC CIRCUIT BREAKER	-	44
85359000	ELECTRIC APPARATUS FOR SWITCHING/PROTECTING ELECTRIC CIRCUITS>1000 VOLTS	-	428
85361090	OTH FUSES FOR VOLTAGE <1000 VO	31	1,558
85362010	AUTO CIRCUIT BREAKER>10AMP	-	2,801
85362020	AIR CIRCUIT BREAKER MULTIPHASE	-	356
85362090	OTHER AUTO CIRCUIT BREAKERS	482	605
85363000	OTHER APPARATUS PROTECTING ELECTRIC CIRCUITS	55	-
85364190	RELAYS FOR VOLTAGE NOT>60V	12	-
85364990	OTHER, RELAYS	6,968	58,440
85365021	IGN SW W/O STEA LOC CAR H-8703	-	404
85365099	OTH SOCK,LAMP HOLD NOT>1000VOL	12,620	478
85366100	LAMP HOLDERS	2,860	1,826
85366990	OTH ELEC SWITCH,RELAYS,FUSES	3,005	2,121
85367000	CONNECTORS FOR OPTICALFIBRES	-	56
85369030	MAGNETIC CONTRACTOR/THERMAL PROTECTORS FOR MOTORS	495	109
85369090	OTHER ELECTRICAL APPARATUS SWITCH/PROTECTING ELECTRICAL CIRCUITS	432	5,090
85371010	FUSE BOX VEH H-8711NOT >1000 V	11	-
85371090	OTH BOARDS, PANELS, CONSOLES	254,216	-
85372000	BODIES,CONSOLE ETC VOLTAGE >1000V	239,467	6,100
85381000	BOARD,PANELS GOODS HEAD 85.37	1,625	30,685
85389090	OTHER PARTS HEAD 8535,8536,8537	5,393	5,651
85391000	SEALED BEAM LAMP UNITS	-	122
85392110	AUTO BULBS	-	32
85392190	OTHER TUNGSTEN HALOGEN LAMPS	285	126
85392200	OTHER LAMPS 200W FOR VOLTAGE>100V	732	-
85392920	BULBS FOR FLASH LIGHT	-	15

PCT CHAPTER WISE BREAKUP OF EXPORTS

Rs. In Thousands

HSCODE	COMMODITY	Jul-Dec	Jul-Dec
		2017-18	2018-19
	ELECTRICAL MACHINERY,EQUIP,PARTS		
85392990	OTHER FILAMENT LAMP EXCLUDING ULTRA VIOLET /INFRARED/ARC LAMPS	17	889
85393190	OTH.DISCHARGE FLORESCENTLAMPS	-	18
85393900	OTH MERCURY/SOD VAPOR LAMP	8	-
85395010	LED LAMP BULB	19,803	-
85399090	OTHER PART ELECTRIC FILAMENT OR DISCHARGE LAMPS	1,165	1,728
85412900	OTHER TRANSISTOR DISSIPATION RATE OF <1W	1	385
85414000	PHOTOSENSITIV SEMICONDUCTOR DEVICES	12	2,975
85423100	PROCESSORS & CONTROLLERS	-	60
85429000	PARTS OF THE HEADING NO,85,42	1,158	705
85437090	O-MCH/APPA-INDIVIDUAL FUNCTION	63	-
85439090	OTH PART ELEC MACH&APPLIANCES	19	35
85441110	ENAMELLED WIRE WITH NYLON COVER	34	1,821
85441190	OTHER ENAMELED COPPER WIRE	73	2,243
85441900	OTHER WINDING WIRE OF COPPER	842	533
85442000	CO-AXIAL CABLE & CONDUCTORS	-	35
85443019	OTH IGN WRIN SET VEH/SH/A-CRFT	2,001	1,427
85443090	OTH WRING SET VEH/SHIP/A-CRAFT	88	379
85444210	COMPUTER LEADS WITH CONNECTOR	192	-
85444221	WIRI,CABLE SETS VEH-8703,04,11	1,832	23
85444290	OTH CABLE SETS VEH-UPTO 1000V	2,930	8,566
85444990	OTH ELECTRIC CONDUCTORS VOLTAGE >80V BUT NOT>1000V	26,978	132,872
85446010	OTH EL CON FOR VOLTAGE >1000V	42,375	-
85447000	OPTICAL FIBRE CABLES	60,172	105,047
85452000	CARBON BRUSHES	529	531
85459090	OTHER LAMP CARBON&CARBON ARTICLE	-	16
85462000	EELECTRICAL INSULATOR CERAMICS	20,237	20,531
85469000	OTHER ELECTRICAL INSULATORS OTHER THAN GLASS,CERAMICS	-	3,229
85472000	INSULATING FITTINGS OF PLASTIC	-	3,208
85479000	OTHER INSULATING FITTINGS OF PLASTICS/CERAMICS	-	704
	TOTAL ELECTRICAL MACHINERY,EQUIP,PARTS	4,367,233	3,031,581
	RAILWAY, LOCOMOTIVE, ROLLING STOCK		
86061000	TANK WAGONS AND THE LIKE	994	-
86072900	OTHER BRAKES LOCOMOTIVE&PARTS THEREOF	474	324
86079100	OTHER PARTS OF LOCOMOTIVES	-	673
86079900	OTHER RAILWAY LOCOMOTIVE STOCK PART	86	4,234
86090000	CONTAINERS DESIGNED &EQUIPPED FOR CARRIAGE BY 1 OR MORE MODES OF TRANSPORT	189	4,840

PCT CHAPTER WISE BREAKUP OF EXPORTS

Rs. In Thousands

HSCODE	COMMODITY	Jul-Dec	Jul-Dec
		2017-18	2018-19
	TOTAL RAILWAY, LOCOMOTIVE, ROLLING STOCK	1,743	10,071
	VEHICLES OTHER THAN RAILWAY, ROLLING STOCK		
87011010	PEDESTRAIN TRACTORS CKD / SKD CONDITION	2,154	17,815
87011090	OTHER PEDESTRIAN CONTROLLED TRACTORS	5,050	-
87012010	ROAD TRACTOR CKD/SKD CONDITION	737	-
87012020	ROAD TRACT-S-TRAILER CBU<280hp	119,581	186,112
87012030	R-TRACTOR ANY KIT FORM-280HP/>	316	264
87012090	OTHER ROAD TRACTOR SEMI-TRAILER	28,741	19,381
87013010	TRACK-LAYING TRACTORS CKD/SKD	874	-
87019210	COMP AG-TRACTORS-ANY KIT FORM	2,739	-
87019220	AGRI TRACT,ENG CAP>26KW <37 KW	76,000	251,157
87019290	OTH TRACT,ENG CAP>26 KW <37 KW	194,454	121,547
87019310	COMPONENT AGRI TRACTOR IN KIT	11,524	14,108
87019320	AGRICULTURE TACTOR-37 TO 75KW	400,451	360,234
87019390	OTHER TRACTORS 37 TO 75 KW	66,221	20,987
87021090	OTHER MOTOR VEHICLE DIESEL ENGINE 10-PERSON	10,535	14,364
87032114	C-ASSEM/MANUF AU-RICKSHAW, AKF	37,264	-
87032115	AUTO RICKSHAW (CBU)	2,470	2,291
87032119	OTH VEH CY-CAPACITY NOT>800CC	-	35,818
87032191	COMPEN VEH,IN AKF,800 -1000CC	-	243
87032199	OTH VEHICLES, 800CC TO 1000CC	-	8,773
87032290	OTH VEH CYL-CPA 1000-1500CC	1,719	6,680
87032329	OTH VEHICLE CYC 1800-3000CC	233	-
87032490	OTH VEHICLE CYC EXCE- 3000CC	-	485
87042190	OTHER VEHICLE DIESEL G.V.W < 5 TON	-	3,972
87043190	OTHER VEHICLE NOT EXCEEDING 5 TONNES	-	8,352
87049090	OTHER VEHICLE FOR TRANSPORT OF GOODS	-	523
87059000	OTHER SPECIAL PURPOSE MOTOR VEHICLE	-	2,239
87060000	CHASSIS WITH ENGINE FOR MOTOR VEHICLE OF HEADINGS 87.01-87.05	2,413	-
87071000	BODIES/CABS,VEHICLE OF HEADING 87.03/MOTOR-CARS	-	659
87081010	BUMPERS(SHEET METAL)FOR VEHICLES OF SUB-HEADING 8701.2020, .2090, .9040 & .9060	372	233
87081090	OTH BUMPERS AND PARTS THEREOF	7,689	15,553
87082190	OTHER SAFETY SEAT BELTS	-	873
87082911	PARTS/ACCE OF BODIES VH-H-8701	40,986	56,611
87082919	OTH PARTS /ACC OF BODIES M-VEH	12,912	704
87082920	BODY PARTS, VH-H-87021090,9090	-	1,063
87082931	AIR OUTLET ASSEMB M-CAR H-8703	4,532	3,346
87082932	BODY PARTS OF VEH H-8703.2113	234	-

PCT CHAPTER WISE BREAKUP OF EXPORTS

Rs. In Thousands

HSCODE	COMMODITY	Jul-Dec	Jul-Dec
		2017-18	2018-19
	VEHICLES OTHER THAN RAILWAY, ROLLING STOCK		
87082939	BODY PARTS OF VEH H-8703.2190	120	1,843
87082942	BODY PARTS OF VEH H-8704.2219	770	541
87082990	PARTS/ACC M-VEH H-8701 TO 8705	8,834	627
87083010	BRAKES VEH H-87032115-87043190	74	24
87083090	OTHER BRAKE PATS OF OTHER VEH	56	15,425
87084010	GEAR BOXES FOR AGRI-TRACTOR	54,242	45,320
87084090	OTHER GEAR BOXES FOR VEHICLE	260,470	384,300
87085010	BUILT UP DRIVE AXE VH-8701,2,4	7,160	312
87085090	DRIVE AXLES WITH DIFFERENTIAL	-	997
87087010	ROAD WHEELS,RIMS-CARS H-8703,4	2,454	5,376
87087020	ROAD WHE,RIM,VEH-8701,2,4(6X2)	105	173
87087090	OTH ROAD WHEELS,PARTS & ACCE	3,937	1,858
87088010	SUSPE S-ABSORBERS CARS 87.03,4	-	119
87088090	OTH SUSPENSION SHOCK-ABSORBERS	1,893	476
87089110	RADIATORS WITH ALUMINUM CORE	42,841	72,050
87089120	RADI O/TH ALU CORE CAR-8703,4	628	-
87089130	RADI O/T ALU CORE VH-8701,4*4	-	669
87089190	OTH PARTS AND ACCESSORIES	28,070	39,387
87089220	SILENCER,EXH-PIPE VEH-8701,2,4	2,409	2,642
87089290	OTH SILENCER AND EXH-PIPE	4,080	8,554
87089390	OTH CLUTCHES AND PARTS VEH	7,583	1,202
87089410	STEERING WHEELS M-CARS 8703,4	6,037	8,072
87089420	STEERING GEARS CAR-8703-800CC	248	-
87089490	OTH STEERING WHEELS/BOXES	1,280	743
87089910	O-PART VEH H-87012020,90,40,60	5,004	7
87089930	COMPONENTS MOTOR CAR H-8703	2,051	18,410
87089940	COMPONENTS VH-87042190,3190	10,033	6,460
87089990	PARTS & ACCESSORIES OF MOTOR VEHICLES	322,167	437,345
87091900	OTHER WORK TRUCK SELF PROPELLED NOT-FITTED WITH LIFTING/HANDLING EQUIPMENT	-	51
87099000	PARTS,H-NO.87.09 OF WORK TRUCK	1,006	912
87111090	OTHER MOTOR CYCLE NOT EXCEEDING 50CC	266	556
87112010	MOTOR CYCLE 50-250 CC CKD/SKD CONDITION	-	1,420
87112090	OTHER MOTOR CYCLE CAPACITY 50-250CC	230,258	30,139
87113010	AUTO RICKSHAW WITH BODIES	179	2,029
87113020	MOTOR CYCLE IN CKD/SKD CONDITION	-	1,512
87113090	OTH MOTOR CYCLES,OF A CYLINDER	664	349
87115090	OTH MOTORCYCLE EXCEDING 800CC	569	-

PCT CHAPTER WISE BREAKUP OF EXPORTS

Rs. In Thousands

HSCODE	COMMODITY	Jul-Dec 2017-18	Jul-Dec 2018-19
	VEHICLES OTHER THAN RAILWAY, ROLLING STOCK		
87116090	OTH. ELECTRIC M.CYLCLC	103	-
87120000	BICYCLES,OTHER DELIVERY TRICYCLES, NOT MOTORISED	2,738	5,454
87141010	SADDLES OF MOTORCYCLES,MOPEDS	-	3,384
87141020	COMPONNENT FOR VEHICLE-H-8711	-	2,265
87141040	COMPONENTS FOR VEH HEAD 87.11	-	33
87141090	OTH PART ACC VEH H-87.11-87-13	6,589	22,731
87149200	WHEEL RIMS AND SPOKES	-	4
87149500	OTHER, SADDLES	115	-
87149900	OTHER,PARTS AND ACCESSORIES	5,854	10,140
87150000	BABY CARRIAGES & PARTS THEREOF	-	71
87161090	OTH TRAILER/S-TRAILER CRV TYPE	2,047	2,482
87163190	TRAILERS FOR TRANSPORT GOODS	-	619
87163990	OTH TRAILERS/SE-TRAILERS GOODS	3,752	-
87164010	COMPO OTH TRAIL/SE-TRAILER-AKF	-	3,673
87164090	OTH TRAILERS & SEMI -TRAILERS	384	1,435
87168090	OTHER VEH NOT MANHNICALLT PROP	2,921	-
87169000	PARTS,TRAILER SEMI-TRAILER, H87.16	7,008	6,191
	TOTAL VEHICLES OTHER THAN RAILWAY, ROLLING STOCK	2,067,200	2,302,769
	AIRCRAFT, SPACECRAFT AND PARTS THEREOF		
88033000	OTHER PARTS OF AEROPLANE/HELICOPTER	393	-
88039000	OTHER PARTS OF H-88.01 OR 88.02	9,948	4,408
	TOTAL AIRCRAFT, SPACECRAFT AND PARTS THEREOF	10,341	4,408
	SHIP, BOATS & FLOATING STRUCTURES		
89011000	CRUISE SHIPS,BOATS FOR PERSONS	621	241
89019000	OTHER VESSELS FOR PERSONS/GOODS	14,792	25,234
89020000	FISHING VESSELS,FACTORY SHIP	-	1,332
89039900	OTH INFLATABLE YACHTS	136	-
89071000	INFLATABLE RAFTS	521	-
89079000	OTHER; FLOATING STRUCTURES	140	-
89080000	VESSEL,FLOATING-STRUCTOR FOR BREAKING UP	3,439	11,794
	TOTAL SHIP, BOATS & FLOATING STRUCTURES	19,649	38,601
	OPTICAL,PHOTOGRAPHIC,CINEMATOGRAPHIC,MEASURING,MEDICAL OR SURGICAL INSTRUMENTS AND APPARATUS,PARTS AND ACCESSORIES		
90013000	CONTACT LENSES.	45	-
90021100	OBJETIVE LENSES FOR CAMERA/PROJECTORS OR PHOTOGRAPHIC ENLARGERS OR REDUCERS	374	560
90021900	OTHER OBJECTIVE LENSES.	693	-

PCT CHAPTER WISE BREAKUP OF EXPORTS

Rs. In Thousands

HSCODE	COMMODITY	Jul-Dec	Jul-Dec
		2017-18	2018-19
	OPTICAL, PHOTOGRAPHIC, CINEMATOGRAPHIC, MEASURING, MEDICAL OR SURGICAL INSTRUMENTS AND APPARATUS, PARTS AND ACCESSORIES		
90022000	FILTERS	-	2,152
90029000	OTHER, MOUNTED OPTICAL ELEMENTS	145	-
90031100	FRAMES, MOUNTINGS OF PLASTICS	12	-
90031900	FRAMES, MOUNTING OF OTHER MATERIAL	16	-
90039000	PART FOR FRAMES & MOUNTINGS FOR SPECTACLES	3,365	7
90041000	SUNGLASSES	692	7
90051000	BINOCULARS	-	230,633
90059000	PARTS & ACCESSORIES (INCLUDING MOUNTINGS)	-	97
90139000	PARTS, ACCESSORIES OF SUB GROUP-90.13	158	-
90141000	DIRECTION FINDING COMPASSES	1,893	-
90148000	OTHER INSTRUMENTS/APPLIANCES (NAVIGATIONAL)	-	1,165
90149000	PART, ACCESSORIES OF SUB GROUP OF 90.14	1,885	10,308
90159000	PARTS AND ACCESSORIES OF SUB GROUP 90.15	168	-
90172000	OTHER DRAWING MARKING OUT/MATHEMATICAL CALCULATING INSTRUMENTS	439	123
90178010	MEASURING RODS AND TAPES	2	-
90178090	OTHER INSTRUMENT FOR MEASURING LENGTH	5	-
90181100	ELECTRO-CARDIOGRAPHS	-	899
90181900	OTHER ELECTRO-DIAGNOSTIC APPARATUS	197	1,833
90183110	SYRINGES WITH NEEDLES	633	-
90183120	SYRINGES WITHOUT NEEDLES	-	1,528
90183200	TUBULAR METAL NEEDLE/NEEDLES FOR SUTURES	411	495
90183990	OTHER NEEDLES, CATHETERS, CANNULA ETC	4,535	3,061
90184900	OTHER; INSTRUMENT/APPLIANCES USED IN DENTAL SCIENCE	300,862	204,085
90185000	OTHER, OPHTHALMIC INSTRUMENT & APPLIANCES	-	328
90189010	ANESTHESIA APPARATUS	-	81
90189020	STETHOSCOPES	280	113
90189030	SURGICAL SCISSORS	35,940	9,431
90189040	SURGICAL KNIVES	522	-
90189090	OTHER INSTRUMENT, APPLIANCES USED IN MEDICAL/SURGICAL/VETERINARY	19,757,013	24,193,166
90192090	OTHER THERAPEUTIC RESPIRATION APPARATUS	-	47
90211000	ORTHOPAEDIC/FRACTURE APPLIANCES	10,426	25,581
90212100	ARTIFICIAL TEETH	2,985	4,006
90212900	OTHER; DENTAL FITTINGS	3,148	3,675
90213900	OTHER ARTIFICIAL PARTS OF BODY	-	4,896
90219000	OTHER; APPLIANCES WORN/CARRIED/IMPLANTED IN BODY TO COMPENSATE DEFECT/DISABILITY	3,089	2,114
90221400	OTHER, X-RAY APPARATUS FOR MEDICAL, SURGICAL	8,331	2,432
90221900	OTHER, APPARATUS BASED ON USE OF X-RAY	1,833	42,517

PCT CHAPTER WISE BREAKUP OF EXPORTS

Rs. In Thousands

HSCODE	COMMODITY	Jul-Dec	Jul-Dec
		2017-18	2018-19
	OPTICAL,PHOTOGRAPHIC,CINEMATOGRAPHIC,MEASURING,MEDICAL OR SURGICAL INSTRUMENTS AND APPARATUS,PARTS AND ACCESSORIES		
90222100	APPARATUS FOR USE OF ALPHA,BETA RADIATIONS	58,219	62,325
90229000	OTHER,APPARATUS BASED X-RAY,ALPHA,BETA,GAMMA RADIATIONS	-	57
90230000	APPARATUS,INSTUMENT,DESIGNED FOR DEMONSTRATIONAL PURPOSES	5,141	9,027
90248000	OTHER,HARD,STRENGTH,COMPRESSIBILITY TESTING MACHINES	38	-
90249000	PARTS ACCESSORIES OF SUB GROUP 90.24	485	-
90251110	THERMOMETERS CLINICAL	-	769
90251900	OTHER THERMOMETERS/PYROMETERS	2,985	598
90258030	TEMPERATURE GUAGES AG -TRACTOR	-	32
90258090	OTHER,INSTRUMENT RECORDING COMBINATION	-	924
90261090	OTH MEASURIN APPA FOR LIQUIDS	1,510	4,776
90268000	OTHER,APPARATUS,MEASURING VARIABLES OF LIQUID/GASES	-	6,618
90269000	PARTS,ACCESSORIES OF SUB GROUP 90.26.	22,837	47,227
90275000	OTHER,INSTRUMENT USING OPTCAL RADIATION	-	4,418
90278000	OTHER,INSTRUMENT FOR PHYSICAL OR CHEMICAL ANALYSIS	-	374
90279000	MICROTOMES;PARTS/ACCESSORIES APPARATUS-90.27	-	73
90281000	GAS METERS	69	-
90289020	OTHER PARTS FOR ELECTRIC METER	-	240
90289090	OTHER PRODUCTION/CALIBRATING METERS	8,392	792
90292019	OTH SPEED INDICATOR/TACHOMETER	2	-
90299000	PARTS ACCESSORIES OF ARTICLE H- 90.29	-	51
90303100	MULTIMETERS	-	3,540
90303390	OTH APPA (MEASURING RADIATION)	3,551	4,840
90308900	OTHER,INSTRUMENT,MEASURE ELECTRICAL QUANTITIES.	-	1,550
90312000	TEST BENCHES	1,765	4,946
90314900	OTHER,OPTICAL INSTRUMENT & APPLIANCES.	21	-
90318000	OTHER,INSTRUMENT APPLIANCES & MACHINES.	2,062	53
90319000	PART,ACCESSORIES OF ARTICLE H- 90.31	3,227	280
90321090	OTHER THERMOSTAT	2,357	731
90328910	TEMP CONT SWIT VEH-H-8703.2115	97	-
90328920	OTH SWITCHES FOR M-CARS/VEH	98	-
90328990	OTH AUTOMATIC CONT INSTUMENTS	207	2,203
90329000	PARTS,ACCESSORIES OF ARTICLE H- 90.32	354	66,057
90330090	OTHER,PARTS ACCESSORIES(NOT ELSEWHERE SPECIFIED)MACHINES/APPLIANCES/APPRAT CH-90	1,503	2,786
	TOTAL OPTICAL,PHOTOGRAPHIC,CINEMATOGRAPHIC,MEASURING,MEDICAL OR SUR	20,255,017	24,970,627
	CLOCKS AND WATCHES AND PARTS THEREOF		
91019100	OTHER,POCKET-WATCH ELECTRICALLY OPERATED	123	-

PCT CHAPTER WISE BREAKUP OF EXPORTS

Rs. In Thousands

HSCODE	COMMODITY	Jul-Dec 2017-18	Jul-Dec 2018-19
	CLOCKS AND WATCHES AND PARTS THEREOF		
91021900	OTHER, WRIST WATCH, BATTERY, PRECIOUS METAL	109	-
91022100	OTHER, WRIST-WATCH, AUTOMATIC WIND	-	68,093
91022900	OTHER, WRIST-WATCH, OTHER THAN PRECIOUS METAL	-	38,456
91039000	OTHER, CLOCKS WATCH MOVEMENT EXCLUDING CLOCKS OF H-91.04	-	72
91040090	OTHER, INSTRUMENT PANEL CLOCK VEHICLE/VESSELS	105	472
91051900	OTHER, ALARM CLOCK	276	506
91052900	OTHER, WALL CLOCKS	605	687
91059900	OTHER, CLOCKS, NOT ELSEWHERE SPECIFIED.	-	137
91091000	ELE OPER. CLOCK MOVE COMP/ASSEM	36,419	2,459
91139000	OTHER, WATCH STRAPS, BANDS & PARTS	-	888
	TOTAL CLOCKS AND WATCHES AND PARTS THEREOF	37,637	111,770
	MUSICAL INSTRUMENTS, PARTS AND ACCESSORIES		
92019000	OTHER, HARPSICHORD OR OTHER KEYBOARD STRINGED INSTRUMENTS	-	5
92021000	PLAYED WITH A BOW	332	-
92029000	OTHER, STRING MUSICAL INSTRUMENT (E.G. GUITARS, VIOLINS, HARPS), NOT SPECIFIED.	10,285	46,816
92051000	BRASS-WIND INSTRUMENTS	13,090	4,121
92059000	OTHER, WIND MUSICAL INSTRUMENTS (CLARINETS, TRUMPETS, BAGPIPES)	45,892	64,745
92060000	PERCUSSION MUSICAL INSTRUMENTS, DRUM ETC	42,452	49,484
92079000	OTHER, MUSICAL INSTRUMENT E.G. GUITARS, ACCORDIONS ETC	46	2,213
92081000	MUSICAL BOXES	1,690	483
92089000	OTHER; MECHANICAL STREET ORGAN/INSTRUMENTS	4,682	2,880
92093000	MUSICAL INSTRUMENT STRINGS	73,591	59,247
92099200	PARTS & ACCESSORIES OF MUSICAL INSTRUMENT H-92.02	-	1,646
92099900	OTHER; PARTS & ACCESSORIES OF MUSICAL INSTRUMENTS (CARDS PER-FORAT)	9,679	16,980
	TOTAL MUSICAL INSTRUMENTS, PARTS AND ACCESSORIES	201,739	248,620
	ARMS & AMMUNITION, PARTS AND ACCESSORIES		
93020012	PISTOL, S-BAREL, S-AUTO PRO-BORE	209	-
93063090	OTH, CARTRIDGE & PARTS THEREOF.	68,276	98,958
93069000	OTHER; AMMUNITION OF WAR & PARTS.	163,140	116,689
93070000	SWORDS, CUTLASSES, BAYONETS, LANCES & SIMILAR ARMS & PARTS THEREOF	25,174	44,835
	TOTAL ARMS & AMMUNITION, PARTS AND ACCESSORIES	256,799	260,482
	FURNITURE, BEDDING, MATTRESSES, LAMPS AND LIGHT FITTINGS, ILLUMINATED NAME-PLATES, PREFABRICATED BUILDINGS		
94011000	SEATS OF A KIND USED, AIRCRAFT.	-	138
94012090	OTH SEATS OF KIND USED FOR VEH	671	-
94015200	SEATS OF BAMBOO	2,526	3,411

PCT CHAPTER WISE BREAKUP OF EXPORTS

Rs. In Thousands

HSCODE	COMMODITY	Jul-Dec	Jul-Dec
		2017-18	2018-19
	FURNITURE,BEDDING,MATTRESSES,LAMPS AND LIGHT FITTINGS,ILLUMINATED NAME-PLATES,PREFABRICATED BUILDINGS		
94017100	OTHER,SEATS UPHOLSTERED METAL FRAMES	213	677
94017900	OTHER SEATS;WITH METAL FRAMES	27,402	88,491
94018000	OTHER SEATS WITH METAL FRAMES	26	72
94019090	OTH SEATS W/N CONVERTIBLE-BED	24	-
94029090	OTHER,MEDICAL,DENTAL,SURGICAL FURNITURE	-	3,314
94031000	METAL FURNITURE USED IN OFFICE	39	589
94032000	OTHER,METAL FURNITURE OTHER THAN OFFICE	5,085	6,206
94035010	WOODEN CABINETS	5,181	-
94035020	WOODEN BEDS	-	304
94035030	OTH FURNITURE & PARTS THEREOF	18,621	20,199
94037000	FURNITURE OF PLASTICS	1,642	4,834
94038900	OTHER FURNITURE OF CANE, OSIER	1,107	12,065
94041000	MATTRESS SUPPORTS	10,753	1,412
94051010	CHANDELIERS	207	23
94051090	OTHER ELECTRICAL CEILING & WALL FITTINGS.	22,365	7,003
94052000	ELECTRIC TABLES,DESK,BEDSIDE	493,601	430,815
94053000	LIGHTING SETS FOR CHRISTMAS TREES	-	2
94056000	ILLUMINATED SIGNS,NAMEPLATES AND LIKE	-	44
94059190	OTHER,PART OF LAMP FITTING OF GLASS.	4,921	7,526
94059200	PARTS OF PLASTIC H-94.05,NOT ELSEWHERE SPECIFIED	41	-
94059900	OTHER PARTS H-NO.94.05,NOT ELSEWHERE SPECIFIED.	13,559	5,293
94061020	LIVE ST&POULTRY SHEDS OF WOOD	17,034	-
94061090	OTH. PRE.FAB. BUILD OF WOOD	-	12,284
94069020	DAIRY,LIVESTOCK POULTRY SHEDS	-	42,681
94069090	OTHER PRE. FABRICATED BUILD	19,051	-
	TOTAL FURNITURE,BEDDING,MATTRESSES,LAMPS AND LIGHT FITTINGS,ILLUMINAT	644,069	647,383
	GRAND TOTAL	53,216,292	66,340,534
	GRAND TOTAL (Million US\$)	489.62	479.10

Year : 2018-19 1 USD = 138.47 PKR

Year : 2017-18 1 USD = 108.69 PKR

Breakup of Imports

JUL-DEC 2018-19 & 2017-18

PCT CHAPTER WISE BREAKUP OF IMPORTS

Rs. In Thousands

HSCODE	COMMODITY	Jul-Dec	Jul-Dec
		2017-18	2018-19
	IRON AND STEEL		
72011000	NON-ALLOY PIG IRON<0.5% PHOSPHORUS	694,742	521,752
72015000	ALLOY PIG IRON; SPIEGELEISEN	-	27
72021100	FERRO-MANGANESE CONTAINING >2% CARBON	719,439	400,373
72021900	OTHER FERRO-MANGANESE	316	5,543
72022100	FERRO-SILICON CONTAINING >55% SILICON	189,694	291,939
72022900	OTHER FERRO-SILICON	121,595	220,663
72023000	FERRO-SILICO-MANGANESE	2,481,796	2,229,067
72024100	FERRO-CHROMIUM CONTAINING >4% CARBON	17,374	26,248
72024900	OTHER FERRO-CHROMIUM	4,550	3,845
72027000	FERRO-MOLYBDENUM	11,501	3,456
72028000	FERRO-TUNGSTEN&FERRO-SILICO-TUNGSTEN	1,877	3,133
72029100	FERRO-TITANIUM/FERRO-SILICON TITANIUM	216	268
72029200	FERRO-VANADIUM	2,136	1,037
72029300	FERRO-NIOBIUM	1,645	1,591
72029900	OTHER FERRO-ALLOYS	8,246	6,543
72031000	FERROUS PRODUCTS BY DIRECT REDUCTION OF IRON ORE	-	20,000
72039000	OTHER FERROUS PRODUCTS	109	19,222
72041010	WASTE/SCRAP CAST IRON RE-ROLLABLE	122,995	137,844
72041020	WASTE & SCRAP OF AUTOPARTS	45,075	45,249
72041090	OTHER WASTE/SCRAP OF CAST IRON	21	1,160
72042100	WASTE/SCRAP OF STAINLESS STEEL	95,190	102,515
72042900	WASTE/SCRAP OF OTHER ALLOY STEEL	1,423	480
72043000	WASTE/SCRAP OF TINNED IRON/STEEL	2,067,739	1,829,077
72044100	OTHER WASTE/SCRAP TURNINGS/SHAVINGS/CHIPS	31,877,252	36,792,130
72044910	OTHER RE-ROLLABLE WASTE /SCRAP	6,704,123	8,495,197
72044920	OTH WASTE&SCRAP OF AUTO PARTS	443,607	453,733
72044930	WASTE/SCRAP AUTO PARTS IN PRES	65	17,767
72044940	WASTE & SCRAP OF COMPRESSORS	12,569,978	14,978,400
72044990	OTHER WASTE AND SCRAP	28,355,241	35,776,592
72045000	REMELTING SCRAP INGOTS	6,637	-
72051000	GRANULES OF PIG IRON	39,922	47,893
72052100	POWDERS OF ALLOY STEEL	1,593	2,589
72052900	OTHER POWDER PIG IRON & SPIEGELEISEN IRON/STEEL	34,329	28,582
72071110	BILLETS RECT/SQUAR IRON/NA.STL	130,109	1,083
72071190	OTH BILLETS CON CARBON < 0.25%	3,574	208
72071210	OTH BILLETS RECT EXCL SQUA I/S	-	940
72071290	OTH RECT CROSS SECTION I/NA.ST	8,499	-

PCT CHAPTER WISE BREAKUP OF IMPORTS

Rs. In Thousands

HSCODE	COMMODITY	Jul-Dec	Jul-Dec
		2017-18	2018-19
	IRON AND STEEL		
72072090	OTHER SEMI FINISHED PRODUCT IRON/STEEL	71,399	1,656
72081010	COILS SECONDRY QUALITY I/S HR	40,536	5,192
72081090	OTH COILS NOT FUR WORK I/S HR	209,044	764,670
72082510	OTH C-HR I/S 4.75mm SECON QUAL	60	5,141
72082590	OTH HR-COIL TH 4.75mm OR MORE	103,721	128,995
72082610	OTH C-HR TH3-4.75mm S-QLTY I/S	-	63,541
72082690	OTH HR COIL TH3-4.75mm I/NA-TS	43,917	45,491
72082710	OTH C-HR I/NA.S TH<3mm SE QLTY	1,670	33,585
72082790	OTH C-HR I/NA.STEEL TH < 3 mm	41,562	166,884
72083610	OTH C-HR I/S TH<10mm SEC-QLTY	-	135
72083690	OTH COIL-HR I/NA.STL TH<10 mm	178,948	6,953
72083790	OTH C-HR I/NA-S TH< 4.75-10 mm	203,647	315,877
72083810	OTH C-HR I/NA-S TH3-4.75mm S-Q	41,779	17,127
72083890	OTH COIL H-ROLLED OF I/NA-STEEL	598,214	199,964
72083910	OTH C-HR I/NA-S TH<3 mm S-QLTY	57,650	18,829
72083990	OTH COIL-HR I/NA-S TH < 3 mm	18,399,763	30,130,315
72084090	OTHER SECONDARY QUALITY IRON /NON ALLOY STEEL HOT ROLLED	19,322	19,359
72085110	OTHER SECONDARY QUALITY IRON STEEL -HOT ROLLED THICKNESS>10MM	4,648	4,002
72085190	OTHER HOT ROLLED IRON STEEL PRODUCTS THICKNESS >10MM	940,282	236,089
72085210	OTHER SECONDARY QUALITY IRON/STEEL HOT ROLLED THICKNESS >4.75-10	44,329	5,588
72085290	OTHER HOT ROLLED IRON /STEEL PRODUCTS THICKNESS 4.75-10 MM	221,399	94,292
72085390	OTHER IRON /STEEL HOT ROLLED PRODUCTS THICKNESS 3-4.75 MM	77,515	80,944
72085410	OTHER SECONDARY QUALITY IRON/STEEL,THICKNESS <3MM HOTROLLED	-	1,664
72085490	OTHER IRON/STEEL PRODUCTS HOT-ROLLED THICKNESS <3 MM	77,850	80,815
72089010	OTHER FLAT-ROLLED PRODUCTS SECONDARY QUALITY HOT ROLLED >600	53,871	33,356
72089090	OTHER FLAT-ROLLED PRODUCTS HOT ROLLED WIDTH >600MM	141,281	187,102
72091510	COIL I/NA-S CR TH 3mm/> S-QLTY	314,175	272,777
72091590	OTH COIL I/NA-S CR TH 3mm OR >	980	561
72091610	COIL I/NA-S CR TH 1-3mm S-Q	1,722,424	2,091,281
72091690	OTH CR COIL IR / NA-S TH 1-3mm	1,168,785	2,493,818
72091710	COIL CR I/NA-S TH 0.5-1mm S-Q	127,409	88,772
72091790	OTH CR COIL I /NA-S TH 0.5-1mm	1,006,599	1,621,905
72091810	COIL CR I/NA-ST TH< 0.5mm S-Q	228,436	233,500
72091890	OTH CR COIL I/NA-ST TH < 0.5mm	721,991	1,068,392
72092590	OTHER COLD-ROLLED IRON/STEEL THICKNESS 3MM OR MORE	11,266	3,718
72092610	SECONDARY QUALITY IRON/STEEL COLD-ROLLED THICKNESS >1MMBUT<3MM	328	7,454
72092690	OTHER IRON/STEEL COLD-ROLLED THICKNESS >1MM BUT <3MM	528,707	488,112

PCT CHAPTER WISE BREAKUP OF IMPORTS

Rs. In Thousands

HSCODE	COMMODITY	Jul-Dec	Jul-Dec
		2017-18	2018-19
	IRON AND STEEL		
72092790	OTHER COLD-ROLLED IRON/STEEL THICKNESS 0.5 MM-1MM	1,128,206	1,478,795
72092890	OTHER COLD-ROLLED IRON/STEEL THICKNESS < 0.5 MM	66,702	120,865
72099010	SECONDARY QUALITY FLAT-ROLLED PRODUCTS IRON/STEEL WIDTH>600	207,315	391,802
72099090	OTHER FLAT/COLD-ROLLED PRODUCTS IRON/STEEL WIDTH >600M	249,395	736,432
72101110	I/S PLAT/COAT TIN 0.5MM/> S-QU	5,290	3,545
72101190	OTH I/STL PLAT/COAT TIN>0.5MM	871	34,520
72101210	I/STL PLAT/COAT TIN<0.5MM S-QU	1,582,875	2,038,449
72101290	OTH I/STL PLAT/COAT TIN<0.5MM	764,764	823,133
72102090	OTH FR I/NA-S P/C LEAD 600mm	-	18,278
72103010	FR I/NA-S ELECTRO P/C ZINC S-Q	1,193,312	2,303,337
72103090	OTH FR I/NA-S ELECTRO P/C ZINC	1,783,230	1,983,303
72104190	OTH FR I/NA-S CUROGA P/C ZINC	14,087	42,640
72104910	OTH FR I/NA-S P/C ZINC S/QLTY	3,139,061	2,800,999
72104990	OTH FR I/NA-S P/C ZINC T 600mm	2,952,484	2,655,921
72105010	F-ROL I/ST COAT CHRO OXIDE S-Q	102	129
72105090	OTH F-RO I/ST COAT CHRO OXIDE	378,950	355,826
72106110	FR I/NA-S P/C ALUM-ZINC AL S-Q	85,017	86,530
72106190	OT FR I/NA-S P/C ALUM-ZINC ALY	951,079	1,383,443
72106910	OTH FR I/NA-S P/C ALUM S-QUALI	22,179	82,778
72106990	OTH FR I/NA-S P/C ALUM T600mm	9,338	15,191
72107010	VCM COATED SHEETS OF A THICKNESS 0.5MM/LESS	962,669	1,010,672
72107020	FR I/NA-S PLASTIC COT/PAIN S-Q	446,065	635,807
72107090	OTHER VCM SHEET PRINTED VARNISHED	4,873,802	5,178,777
72109010	OTH FR I/NA-S PLASTI COTED S-Q	12,256	12,933
72109090	OTH FR I/NA-S PLASTIC COATED/P	177,983	83,445
72111310	SECONDARY QUALITY HOT ROLLED IRON/STEEL 4 FACE WIDTH 150 THICKNESS 4M	32,817	-
72111390	OTHER HOT ROLLED IRON /STEEL PRODUCTS 4 FACE ROLLED THICKNESS 4M	129,775	142,435
72111490	OT FR I/NA-S HR W>150 TH4.75/>	463,856	324,878
72111920	OT FR I/NA-S HR W150 T4mm S-Q	2,637	1,081
72111990	OTHER COLD ROLLED STEEL STRIP	2,893,300	9,211,916
72112390	OTH I/NA-S CR W<600 CARBON.25%	27,698	93,050
72112910	OT FR I/NA-S CR W<600 C.25%S-Q	-	3,595
72112920	COLD ROLL STL STRIP TH<0.5MM	11,484	18,657
72112990	OT FR I/NA-S CR W< 600mm C.25%	119,565	180,554
72119010	OTH FR I/NA-S WD<600mm S-QLT	22	517
72119090	OTH FR I/NA-S W< 600mm NOT P/C	649,145	546,076
72121000	FLAT -ROLLED PRODUCTS IRON/NON ALLOY STEEL PLATED/COATED	1,132	1,085

PCT CHAPTER WISE BREAKUP OF IMPORTS

Rs. In Thousands

HSCODE	COMMODITY	Jul-Dec	Jul-Dec
		2017-18	2018-19
	IRON AND STEEL		
72122010	FRP I/NA-STL ELE-PL/CO W-ZINK	2,152	11,731
72122090	OT FR I/S ELE P/C ZINC W<600mm	225,173	326,734
72123010	FR I/NA-S P/C ZINC W<600mm S-Q	3,795	1,029
72123090	OTH FR I/NA-S P/C ZINC W<600mm	5,433	418
72124010	FR I/S PLASTIC COT W<600mm S-Q	793	-
72124090	FR I/S PLASTIC COT W<600mm P-V	27,811	120,168
72125090	OTH FR I/NA-S OTH-WISE PLA/COT	77,254	58,927
72126090	OTH FR I/NA-S CLAD WD< 600mm	65	-
72131010	BAR&ROD I/NA-S HR(RIBS,GRO)S-Q	175,324	82
72131090	OTHER BARS & RODS, HR, IN IRREGULARLY WOUND COILS OF IRON OR NON-ALLOY STEEL	122,921	85,371
72139110	OT BAR&ROD HR I/S DIA<14mm S-Q	75,909	14,588
72139191	OTH BAR&ROD HR I/S DIA<7mm	-	430,590
72139199	OTH BAR&ROD HR I/S DIA<14mm	1,077,998	240,547
72139910	OTH BAR&ROD I/S HR IN-COIL S-Q	25	4,421
72139990	OTH BAR&ROD I/S HR IN-COIL	369,462	62,288
72141010	OTH BAR&ROD I/S HR FORGED S-Q	5,731	8,006
72141090	OTH BAR&ROD I/S HR FORGED	20,604	44,687
72142010	OTH BAR&ROD I/S HR FRG RIB S-Q	1,097,804	20,645
72142090	OTH BAR&ROD I/S HR FRG RIB GRV	177,799	1,985,090
72143010	OTH B/ROD FREE CUT STL HR S-Q	9,568	61
72143090	OTH B/ROD FREE CUT STL HR	26,476	26,884
72149190	OTH B/ROD I/S HR RECT CR.SECT	434	46,029
72149910	OTH B/ROD I/S HR TWISTED S-QUA	7,000	557
72149990	OTH B/ROD I/S HR TWISTED ROL	54,490	1,867
72151010	OT B/ROD FRE CUT STL COLD S-Q	-	380
72151090	OT B/ROD FRE CUT STL COLD FORM	36,977	61,661
72155090	OTH BAR&ROD I/S COLD-FINISH	19,003	14,705
72159010	OTH BAR&ROD I/NA-S SEC-QUALITY	163	-
72159090	OTH BAR&ROD IRON/NON ALOY-STL	27,253	107,709
72161000	U,I,H SECTIONS HOT-ROLLED HIGH<80MM	30,314	5,244
72162100	L SECTION HOT/ROLLED HEIGHT<80 MM IRON/NON ALLOY STEEL	31,671	323,356
72162200	T SECTION HOT ROLLED HEIGHT<80 MM IRON/NON ALLOY STEEL	302	-
72163110	U.SECTION HEIGHT>150MM HOT-ROLLED IRON/NON ALLOY STEEL	64,941	39,555
72163190	OTHER U.SECTION HOT-ROLLED IRON/NON ALLOY STEEL	80,628	52,288
72163210	I SECTION HOT-ROLLED IRON/NON ALLOY STEEL HEIGHT>200 MM	441,253	207,288
72163290	OTHER I SECTION HOT-ROLLED IRON/NON ALLOY STEEL	14,985	50,156
72163310	H SECTION HEIGHT>250MM HOT-ROLLED IRON/NON ALLOY STEEL	500,997	164,606

PCT CHAPTER WISE BREAKUP OF IMPORTS

Rs. In Thousands

HSCODE	COMMODITY	Jul-Dec	Jul-Dec
		2017-18	2018-19
	IRON AND STEEL		
72163390	OTHER H SECTION HOT-ROLLED IRON/NON ALLOY STEEL	49,097	71,923
72164010	L&T SECTION HOT-ROLLED HEIGHT150M IRON/NON ALLOY STEEL	4,907	2,636
72164090	OTHER L&T SECTION HOT-ROLLED IRON/NON ALLOY STEEL	1,379	47,652
72165000	OTHER ANGLE/SHAPE SECTION HOT ROLLED	2,522	2,278
72166100	ANGLE/SHAPE SECTION COLD ROLLED	9,451	-
72166900	OTHER ANGLE/SHAPE SECTION IRON/STEEL COLD- ROLLED	15,188	622
72169100	OTHER COLD FORMED IRON/STEEL FLAT ROLLED PRODUCTS	1,328	93
72169900	OTHER ANGLE/SHAPE SECTION IRON/STEEL	62,361	28,614
72171000	WIRE OF IRON/STEEL NOT PLATED/COATED	74,276	68,890
72172000	WIRE OF IRON/STEEL PLATED/COATED WITH ZINC	64,049	205,103
72173010	WIRE IRON STEEL PLATED/COATED MAUFACTURING AUTO TYRE	178,992	262,190
72173020	STEEL CORD WIRE OF SPECIFICATION SWG 20-34	15,811	9,383
72173090	OTHER PLATED/COATED IRON/STEEL WIRE WITH OTHER BASE-METAL	2,475	20,241
72179000	OTHER WIRE OF IRON/NON-ALLOY-STEEL	175,129	174,295
72181000	INGOTS & OTHER PRIMARY FORMS STAINLESS STEEL	227	140
72189900	OTHER SEMI-FINISHED PRODUCTS STAINLESS STEEL	874	1,493
72191100	FLAT ROLLED PRODUCTS STAINLESS STEEL HOT ROLLED THICKNESS>10MM	97,328	15,394
72191200	COILS STAINLESS STEEL-HOT ROLLED THICKNESS >4.75-10MM	27,873	27,115
72191300	COILS STAINLESS STEEL-HOT ROLLED THICKNESS >3MM-4.75MM	1,171	-
72191400	COILS STAINLESS STEEL-HOT ROLLED THICKNESS>3MM	6,673	20,333
72192100	COILS STAINLESS STEEL HOT ROLLED THICKNESS>10MM	90,070	25,025
72192200	COILS STAINLESS/STEEL HOT RROLLED THICKNESS >4.75-10MM	91,337	176,383
72192310	COIL S-STL W-700mm/>,TH-<4mm	2,500	-
72192390	OTH COIL,S-STL,TH-3mm-4.75mm	123,588	59,111
72192410	COIL S-STL W-700mm/>,TH-<3mm	2,073	-
72192490	OTH COIL,STAINLESS-STL,TH<3mm	23,563	41,997
72193100	COILS STAINLESS STEEL COLD ROLLED THICKNESS >4.75 MM	39,928	6,156
72193210	COIL,S-STL,TH-4mm,W-700mm,CR	1,225	4,099
72193290	OTH COIL,S-STL,TH-3-4.75mm,CR	128,607	120,769
72193310	COIL S-STL,TH-1-3mm W-700mm,CR	-	1,034
72193390	OTH COIL S-STL,TH-1-3mm ,CR	853,578	1,120,405
72193410	CL,S-STL,TH-0.5-1mm,W-700mm,CR	-	9,727
72193490	OTH COIL,S-STL,TH-0.5-1mm,CR	890,999	1,153,592
72193510	COIL,S-STL,TH-<.5mm,W-700mm,CR	257	15,251
72193590	OTH COIL,S-STL,TH-<.5mm,CR	1,285,614	1,729,065
72199010	O SHET CIR SHAPE ALL SIZE S-ST	1,213,603	1,721,938
72199090	OTH FRP S-STL W 600 mm OR MORE	1,816,662	2,193,998

PCT CHAPTER WISE BREAKUP OF IMPORTS

Rs. In Thousands

HSCODE	COMMODITY	Jul-Dec	Jul-Dec
		2017-18	2018-19
	IRON AND STEEL		
72201100	FLAT ROLLED STAINLESS STEEL HOT ROLLED THICKNESS >4.75MM	7,764	-
72201210	FRP,S-STL,W< 600mm,TH 4 mm,HR	-	33,169
72201290	OTH FRP,S-STL,W< 600 mm,HR	9,239	54,830
72202010	FRP,S-STL,W< 600mm,TH 4 mm,CR	4,580	7,358
72202090	OTH FRP,S-STL,W< 600mm,CR	330,082	383,858
72209010	OTH FRP,S-STL,W< 600mm,TH 4 mm	-	2,468
72209090	OTH FRP,S-STL,W< 600 mm	75,091	134,023
72210010	B&R,HR, IWC,S-STL,W-50-200 mm	1,593	-
72210090	OTH BARS&RODS,HR, IWC,S-STL	300	3,071
72221100	BAR/ROD STAINLESS STEEL NOT FURTHER WORKED THAN HOTROLLED CIRCULAR CROSS SECTION	128,133	132,911
72221900	OTHER BAR/ROD STAINLESS STEEL NOT FURTHER WORKED THAN HOT DRAWN	24,268	14,898
72222000	BAR/ROD STAINLESS STEEL NOT FURTHER WORKED THAN COLD FORMED,COLD FINISHED	39,412	43,977
72223000	OTHER BAR/ROD OF STAINLESS STEEL	255,729	156,125
72224000	ANGLE/SHAPES&SECTION STAINLESS STEEL	52,804	33,905
72230000	WIRE OF STAINLESS STEEL	179,682	158,429
72249000	OTHER SEMI-FINISHED PRODUCTS OTHER ALLOY STEEL	44,811	2,550
72251100	GRAIN-ORIENTED SILICON ELECTRICAL STEEL	1,123,940	1,399,606
72251900	OTHER FLAT ROLLED PRODUCTS SILICON ELECTRICAL STEEL	435,770	341,593
72253000	OTH NFW HOT/ROLLED IN COILS	21,153,762	19,246,792
72254000	OTHER NOT FURTHER WORKED THAN HOT/ROLLED NOT IN COIL	2,770,718	1,617,133
72255000	OTHER ALLOY STEEL NOT FURTHER WORKED THAN COLD ROLLED (COLD-REDUCED)	1,824	6,165
72259200	FLAT ROLLED PRODUCTS OTHER WISE ZINC PLATED OR COATED	5,487	34,067
72259900	OTHER FLAT ROLLED PRODUCTS OTHER ALLOY STEEL	141,133	77
72261100	GRAIN-ORIENTED SILICON ELECTRICAL STEEL	46,895	25,182
72261900	OTHER FLAT ROLLED PRODUCTS SILICON ELECTRICAL STEEL	88,342	-
72269100	OTHER FLAT ROLLED PRODUCTS NOT FURTHER WORKED THAN HOT ROLLED	4,933	6,625
72269200	OTHER FLAT ROLLED PRODUCTS NOT FURTHER WORKED THAN COLD ROLLED	197,965	265,529
72269900	OTHER FLAT ROLLED PRODUCTS OTHER THAN ALLOY STEEL	12,441	17,736
72271000	BAR/ROD OF HIGH SPEED STEEL	793	547,688
72279010	BAR/ROD H/ROLL W/COIL A/ST<7MM	-	2,793,602
72279090	OTH BAR/ROD H/ROLL W/COIL A/ST	3,663,006	1,587,834
72281000	BAR/RODS OF HIGH SPEED STEEL	2,870	446,993
72282010	SPRING STEEL(SUP-9&EQUIVALENT)	3,562	-
72282090	OTHER BAR/RODS OF HIGH SPEED STEEL	8,274	3,942
72283010	CASE HARDENING STEEL	-	412
72283090	OTHER BAR,RODS OF ALLOY STEEL HOT ROLLED	1,414,932	887,546
72284000	OTHER BAR/ROD NOT FURTHER WORKED THAN FORGED	19,300	22,542

PCT CHAPTER WISE BREAKUP OF IMPORTS

Rs. In Thousands

HSCODE	COMMODITY	Jul-Dec	Jul-Dec
		2017-18	2018-19
	IRON AND STEEL		
72285000	OTHER BAR/ROD NOT FURTHER WORKED THAN COLD FORMED,COLD FINISHED	6,128	13,046
72286000	OTHER BAR/ROD ALLOY STEEL NES	534,093	29,663
72287000	ANGLES, SHAPES AND SECTIONS	114,323	91,294
72288000	HOLLOW DRILL BARS AND RODS	6,312	9,648
72292000	WIRE OTHER ALLOY STEEL SILICO MANGANESE	-	2,786
72299000	OTHER,WIRE OF OTHER ALLOY STEEL	78,245	63,941
	TOTAL IRON AND STEEL	184,660,337	222,763,023
	ARTICLES OF IRON AND STEEL		
73011000	SHEET PILING IRON AND STEEL	330,986	299,985
73012000	ANGLE SHAPES & SECTIONS OF IRON/STEEL	8,718	17,445
73021000	RAILS	800,029	348,432
73023000	SWITCH BLADES, CROSSING FROGS, OTHER CROSSING PIECES	680,567	-
73024000	FISH-PLATES AND SOLE PLATES	3,525	1,799
73029000	OTHER MATERIALS JOINTING RAILS	7,282	84,939
73030000	TUBE/PIPE,HOLLOW PROFILE CAST IRON	74,030	227,084
73041100	L.P FOR OIL&GAS S-STL SEAMLESS	112,963	74,100
73041900	OTH LINE PIPE I/S FOR OIL&GAS	351,058	1,905,080
73042200	DRILL PIPE S-STL DRILL OIL/GAS	95	23,636
73042300	OTH DRILL PIPE I/S FOR OIL&GAS	1,656,518	579,847
73042400	OTHER PIPE OF STAINLESS STEEL	381,295	28,342
73042900	OTHER CASTING,TUBEING PIPE DRIL OIL/GAS	2,930,566	4,348,905
73043100	OTHER CIRCULAR CROSS SECTION IRON NON ALLOY COLD ROLLED STEEL	343,062	634,448
73043900	OTHER CIRCULAR CROSS SECTION IRON NON ALLOY STEEL	1,520,937	1,905,471
73044100	OTHER CIRCULAR, CROSS STAINLES STEEL REDUCED	131,953	377,950
73044900	OTHER CIRCULAR CROSS SECTION STAINLESS STEEL	582,813	1,193,780
73045100	OTHER CIRCULAR CROSS ALLOY COLD DRAWN	14,894	7,081
73045900	OTHER CIRCULAR CROSS ALLOY STEEL	138,289	434,824
73049000	OTHER SEAMLESS TUBE/PIPE HOLLOW PROFILES	544,622	672,630
73051100	LINE PIPE USED OIL/GAS WELDED	914,079	704,419
73051200	OTHER LINE PIPE USED OIL GAS WELDED	6,694	1,484
73051900	OTHER LINE PIPE USED OIL/GAS PIPE LINES	156,986	110,011
73052000	CASING FOR DRILLING,OIL/GAS	48,635	-
73053100	OTHER, LONGITUDINALLY WELDED	4,349	148,366
73053900	OTHER, WELDED TUBES AND PIPES	461	106,517
73059000	OTHER, TUBES AND PIPES	773,934	104,722
73061100	L.P-WELDED OF STA-STL(OIL/GAS)	42,056	3,530

PCT CHAPTER WISE BREAKUP OF IMPORTS

Rs. In Thousands

HSCODE	COMMODITY	Jul-Dec	Jul-Dec
		2017-18	2018-19
	ARTICLES OF IRON AND STEEL		
73061900	OTH-LINE PIPE O/G PIPELINE I/S	234,329	863,523
73062100	CAS/TUB WELDED LINE PIPE STA-S	94,000	36,082
73062900	O-CASING/TUB LINE PIPE O/G I/S	52,584	102,861
73063010	COPPER COATED MILD STEEL TUBES 6.5MM DIA	23,144	15,260
73063090	OTHER WELDED CIRCULAR CROSS SECTION IRON STEEL	445,448	282,500
73064000	OTHER WELDED CIRCULAR CROSS SECTION STAINLESS STEEL	967,536	432,291
73065000	OTHER WELDED CIRCULAR CROSS-SECTION STAINLESS STEEL	159,813	333,006
73066100	O-TUBE,PIPE WELD SQUARE C-SEC	49,215	44,672
73066900	TUBE/PIPE WELD OF OTH C.C-SEC	11,749	19,882
73069000	OTHER TUBE PIPE/HOLLOW PROFILES,IRON/STEEL	141,120	252,136
73071110	TUBE/PIPE CAST FITINGS MR-175	725	2,305
73071190	OTHER TUBE/PIPE FITING CAST IRON	9,043	89,891
73071910	OTHER TUBE/PIPE FITING IRON/STEEL	255	2,337
73071920	SEMI FINISHED MALLEABLE IRON PIPE FITTING	11,047	13,460
73071990	OTHER MALLEABLE IRON PIPE FITTING	295,285	505,429
73072100	FLANGES, OF STAINLESS STEEL	56,708	173,786
73072200	THREADED EIBOWS,BENDS,SLEEVES STAINLESS STEEL	37,898	62,873
73072300	BUTT WELDING FITTING STAINLESS STEEL	60,321	65,382
73072900	OTHER TUBE,PIP FITTING STAINLESS STEEL	598,768	441,968
73079110	OTH FLANGES AIR-P AGRI-TRACTOR	-	256
73079120	OTH FLANGES FOR M-CARS&VEHI	2,383	4,385
73079190	OTH FLANGES OF IRON & STEEL	188,907	203,565
73079200	THREADED EIBOWS,BENDS/SLEEVES IRON/STEEL	486,509	217,120
73079300	BUTT WELDING FITTING IRON/STEEL	131,911	210,511
73079900	OTHER TUBE,PIPE FITTING IRON STEEL NEC	1,335,851	1,835,242
73081000	BRIDGES AND BRIDGE-SECTIONS	23,578	74,305
73082000	TOWERS AND LATTICE MASTS	5,063,461	1,200,070
73083000	DOORS,WINDOWS/FRAMES,THRESHHOLD FOR DOORS	247,950	515,951
73084000	EQUIPMENT FOR SCAFF FOLDING SHUTTERING PROPPINGS FOR PITPROPPINGS	223,183	77,995
73089010	PILLARS ETC FOR STRUCTURS I/S	356,638	29,863
73089020	OTH GANGWAYS,GIRDERS,HANGERS	2,013	20,421
73089090	OTH COLUMNS ETC FOR STRUCT I/S	5,027,442	8,116,802
73090000	RESERVOIRS,TANKS,VATS SIMILAR CONTAINERS FOR ANY MATERIAL	215,287	1,687,611
73101000	TANKS,CASKS,DRUMS,CANS,BOX OF CAPACITY >50	13,791	137,941
73102100	CANS,CLOSED BY SOLDERING/CRIMPING CAPACITY<50	36,165	59,218
73102900	OTHER TANK,CASK,DRUM,BOX CAPACITY<50	642,879	1,033,584
73110010	CONTAINERS FOR CNG OF IRON/STL	1,117	51,192

PCT CHAPTER WISE BREAKUP OF IMPORTS

Rs. In Thousands

HSCODE	COMMODITY	Jul-Dec	Jul-Dec
		2017-18	2018-19
	ARTICLES OF IRON AND STEEL		
73110020	CONTAINERS FOR LPG OF IRON/STL	16,755	73,914
73110030	CONTAINERS FOR CRYOGENIC I/STL	215,102	248,308
73110040	CONT FOR AEROSOL PRODUCT I/STL	67,677	126,976
73110090	OTH CONT FOR LIQEID/GAS OF I/S	160,943	447,395
73121010	IRON AND STEEL WIRE	648,246	341,689
73121020	IRON AND STEEL ROPE	205,318	171,462
73121090	OTHER IRON AND STEEL CABLE	119,813	576,304
73129010	OTHER STEEL CORD USE IN TYRE MANUFACTURING	58,156	59,670
73129090	OTHER STANDARD WIRE,ROPE&CABLE	8,724	25,973
73130000	BARBED WIRE OF IRON/STEEL TWISTED HOOP	116,192	72,603
73141200	ENDLESS BANDS FOR MACHINERY OF STAINLESS STEEL WOVEN CLOTH	7,923	7,588
73141400	OTHER WOVEN CLOTH OF STAINLESS STEEL	18,281	34,880
73141920	OTH ENDLES BAND FOR MACHINERY	286	6,013
73141990	OTHER WOVEN CLOTH OF STEEL	60,538	9,645
73142000	GRILL NETTING FENCING WELDED DIMENSION=3MM; MESH SIZE 100CM(SQUARE)	26,172	191,043
73143100	OTHER GRILL NETTING FENCING WELDED COATED WITH ZINC	3,033	23,733
73143900	OTHER GRILL NETTING FENCING AT INTER SECTION	7,463	47,218
73144100	OTHER CLOTH GRILL NETTING FENCING PLATED/COATED WITH ZINC	69,197	202,003
73144200	OTHER CLOTH GRILL NETTING FENCING PLATED/COATED WITH PLASTICS	14,126	6,874
73144900	OTHER CLOTH GRILL NETTING /FENCING	159,506	171,530
73145000	EXPANDED METAL OF IRON OR STEEL	21,268	38,945
73151110	ROLLER CHAIN FOR VEHICLES Ch87	524,721	425,132
73151120	CHAIN FOR BICYCLES H-87.12 I/S	5,525	6,542
73151190	OTHER ROLLER CHAIN	153,384	136,605
73151200	OTHER CHAIN, ARTICULATED LINK	169,596	195,862
73151910	ADJUSTER FOR CHAIN VEH H-87.11	215	854
73151920	OTH PATS OF CHAIN M-CARS&VEHIC	136,084	435,067
73151990	OTH PATS OF ROLLER CHAIN I/S	5,462	9,466
73152000	SKID CHAIN	5,251	4,477
73158100	OTHER CHAIN, STUD-LINK	634	483
73158200	OTHER, WELDED LINK	13,038	14,973
73158900	OTHER CHAIN	13,032	24,243
73159000	OTHER PARTS	18,307	10,571
73160000	ANCHORS,GRAPNELS PARTS IRON/STEEL	117,293	105,816
73170010	NAILS OF IRON OR STEEL	246,546	207,299
73170020	TACKS OF IRON OR STEEL	37,530	13,016
73170030	DRAWING PINS OF IRON OR STEEL	3,622	4,028

PCT CHAPTER WISE BREAKUP OF IMPORTS

Rs. In Thousands

HSCODE	COMMODITY	Jul-Dec	Jul-Dec
		2017-18	2018-19
	ARTICLES OF IRON AND STEEL		
73170090	OTHER ARTICLES OF IRON OR STEEL	44,796	53,429
73181100	COACH SCREW IRON/STEEL THREADED	12,799	2,022
73181200	OTHER WOOD SCREW IRON/STEEL THREADED	25,996	19,741
73181300	SCREW HOOKS,SCREW,RINGS,RIVETS OF IRON/STEEL	3,160	3,675
73181400	SELF-TAPPING SCREWS, THREADED	54,732	70,014
73181510	HIGH TENSILE SCREW&BOLT IRON/STEEL	158,303	146,454
73181520	U BOLTS LEAF SORINGS VEH CH-87	5,146	8,382
73181590	OTHER SCREW&BOTLS IRON/STEEL	1,426,404	2,721,909
73181610	HIGH TENTION NUTS IRON/STEEL	33,561	34,594
73181620	WHEEL NUTS FOR VEHI OF CHAP-87	6,386	6,785
73181690	OTHER NUTS THREADED OF IRON/STEEL	315,455	396,425
73181900	OTHER BOLT,NUT,WASHER,RIVET IRON/STEEL TH	178,258	419,755
73182110	SPRING/LOCK WASHER HIGH-TENSILE	9,432	10,276
73182190	OTHER SPRING WASHER/LOCK WASHER	11,538	14,219
73182210	THURST WASHER FOR VEHICLE H87	4,813	2,681
73182290	OTH WAHSERS	101,459	105,599
73182300	RIVETS, NON-THREADED	37,173	49,523
73182400	COTTERS/PINS NON THREADED IRON STEEL	5,976	7,558
73182900	OTHER COACH SCREW,BOLTS,NUT IRON STEEL	95,842	93,074
73194000	SAFETY PINS & OTHER PINS	21,874	32,805
73199010	SEWING,DARNING/EMBROIDRY NEDLS	14,348	23,905
73199090	OTH KNITTING NEDLS,CRO HOOKS	63,216	49,517
73201010	LEAF-SPRING&LEAF M-CAR,H-8703	4,561	3,926
73201020	LEAF-SPRING&LEA, VEH,H-8701,2,4	598	472
73201030	COMP VEH HD87.11 SPRING FRONT	44,494	22,100
73201090	OTH LEAF-SPRING&LEAF I/S	67,327	46,881
73202000	HELICAL SPRINGS	52,608	124,663
73209010	SPRING,LEAVES USED IN MANUFACTURE OF VIDEO CASSETTES	20	-
73209020	CONT SPRI HYD LIFT AGR-TRACTOR	2,685	3,717
73209090	OTHER, SPRING AND LEAVES.	219,304	266,360
73211111	COOKING RANGES CKD/SKD	30,045	6,326
73211119	OTHER COOKING RANGES	-	14,583
73211190	OTHER COOKING APPLIANCES&PLATE WARMERS GAS	183,138	156,093
73211200	COOKING APPLIANCES/PLATE WARMERS LIQUID FUEL	75	1,120
73211900	O-COKING APPLI INCL SOLID FUEL	46,588	47,169
73218100	OTHER APPLIANCES FOR GAS & OTHER FUELS	20,935	17,677
73218200	OTHER APPLIANCES FOR LIQUID FUEL	2,752	-

PCT CHAPTER WISE BREAKUP OF IMPORTS

Rs. In Thousands

HSCODE	COMMODITY	Jul-Dec	Jul-Dec
		2017-18	2018-19
	ARTICLES OF IRON AND STEEL		
73218900	OTH APPL INCL APPLI SOLID FUEL	350	1,101
73219000	PARTS OF IRON/STEEL,COOKING APPLIANCES & PLATE WARMERS	162,959	207,705
73221100	RADIATORS/PARTS CAST IRON E-EL	125	73
73221900	OTHER RADIATOR AND PARTS THEREOF	16,535	14,798
73229010	AIR HEATERS&HOT AIR DISTRIBUTORS	110,548	21,042
73229090	OTHER PARTS OF RADIATORS	38,945	26,542
73231000	IRON/STEEL WOOL,POT SCOURERS ETC	148,318	131,947
73239100	OTHER BUCKETS OF CAST IRON NOT ENAMELLED	871	7,981
73239200	OTHER HOUSE HOLD ARTICLES CASTIRON ENAMELLED	1,286	2,614
73239300	OTHER DOMESTIC UTENSILS STAINLESS STEEL	46,007	40,490
73239400	OTHER DOMESTIC UTENSILS IRON/STEEL	171,025	92,232
73239900	OTHER HOUSE HOLD ARTICLES, PARTS THEREOF	320,898	211,659
73241010	SINKS OF STAINLESS STEEL	55,241	88,941
73241020	WASH BASINS OF STAINLESS STEEL	660	599
73242100	BATH TUBS CASTIRON WHETHER OR NOT ENAMELLED	6,630	3,034
73242900	OTHER BATH,SINK,WASH-BASIN ENAMELLED IRON	87,605	114,544
73249000	OTHER, INCLUDING PARTS	101,258	169,451
73251000	OTHER CAST ARTICLES IRON/STEEL OF NON MALLEABLE CAST IRON	29,024	40,889
73259100	GRINDING BALLS &SIMI ARTICLES FOR MILLS	229,433	107,493
73259900	OTHER CAST ARTICLES OF IRON/STEEL NES	515,245	580,178
73261100	GRINDING BALLS & SIMILAR ARTICLES FOR MILLS	28,125	20,106
73261910	FORGING OF CRANK SHAFT	196,025	235,013
73261920	FORGING SURGICAL/DENTAL INSTRUMENTS	152,604	182,513
73261930	STEEL FORGINGS EXCE 150KG I/S	273	1,637
73261990	OTHER ARTICLES FORGED/STAMPED NOT FURTHER WORKED NES	354,457	665,576
73262000	ARTICLES OF IRON OR STEEL WIRE	50,733	50,044
73269010	OTHER XRAY FILM HANGERS	389	3,867
73269020	OTHER STEEL BALLS NOT >1MM DIAMETER	28	537
73269030	OTHER SHOE LASTS	-	6,652
73269040	STL BALLS NOT EXCE 1MM DIA I/S	13,115	16,646
73269050	CLIPS,BRACK ETC,FOR ELE-WIRING	97,577	235,676
73269060	CLAMPS,HOSE CLIPS, HANGERS I/S	233,729	151,716
73269070	COSMETICS/CIGARE CASES ECT I/S	3,968	9,109
73269090	OTHER ARTICLES OF IRON/STEEL FORGED/STAMPED NOT FURTHER WORKED	3,529,829	3,758,741
	TOTAL ARTICLES OF IRON AND STEEL	43,274,020	50,223,278
	COPPER AND ARTICLES THEREOF		

PCT CHAPTER WISE BREAKUP OF IMPORTS

Rs. In Thousands

HSCODE	COMMODITY	Jul-Dec	Jul-Dec
		2017-18	2018-19
	COPPER AND ARTICLES THEREOF		
74020000	UN-REFINED COPPER, COPPER ANODES FOR ELECTROLYTIC REFINING	749	5,760
74031100	REFINED COPPER, CATHODES & SECTION	5,096,899	6,526,989
74031900	OTHER, REFINED COPPER	12,936	12,480
74032100	COPPER-ZINC BASE ALLOYS (BRASS)	3,226	2,009
74032200	COPPER-TIN BASE ALLOYS (BRONZE)	14,017	11,785
74032900	OTHER COPPER ALLOYS (OTHER THAN MASTER ALLOYS OF HEADING H-74.05)	4,289	4,563
74040010	BRASS SCRAP	65	576
74040090	OTHER COPPER WASTE AND SCRAP	1,006,266	2,469,732
74050000	MASTER ALLOYS OF COPPER.	5,392	2,828
74061000	POWDER OF NON-LAMELLAR STRUCTURE	16,491	17,945
74062000	POWDER OF LAMELLAR STRUCTURE FLAKES	78,974	90,038
74071010	BAR OF REFINED COPPER	55,266	102,534
74071020	RODS OF REFINED COPPER	9,046	76,945
74071040	BUS BARS OF REFINED COPPER	237,738	390,474
74071090	OTHER PROFILES OF COPPER	18,153	90,059
74072100	COPPER BAR, ROD PROFILES OF COPPER ZINC BASE ALLOYS (BRASS)	16,260	16,382
74072900	OTHER BAR, ROD, PROFILES COPPER ALLOYS	36,689	25,878
74081100	WIRE OF REFINED COPPER MAXIMUM CROSS SECTIONAL DIAMETER >6MM	781,752	198,869
74081900	OTHER, WIRE OF REFINED COPPER	263,320	304,515
74082100	WIRE OF COPPER ALLOY ZINC BASE	28,234	37,141
74082200	WIRE OF COPPER ALLOY NICKEL BASE	4,155	20,389
74082900	OTHER WIRE OF COPPER ALLOYS ETC	23,959	6,521
74091100	PLATES, SHEET, STRIP REFINED COPPER COIL	126,719	93,614
74091900	OTHER PLATES, SHEETS & STRIP OF REFINED COPPER	6,874	3,517
74092100	PLATES, SHEETS & STRIPS OF COPPER ZINC BASE COILS	104,324	108,265
74092900	OTHER PLATES/SHEETS/STRIPS COPPER ZINC BASE	56,569	40,140
74093900	OTHER PLATES/SHEETS/STRIPS COPPER TIN BASE-COILS	2,546	1,420
74094000	PLATES/SHEETS/STRIPS COPPER NICKEL BASE	11	-
74099000	PLATES/SHEETS/STRIPS OTHER COPPER ALLOYS NS	3,191	42,633
74101100	FOIL REFINED COPPER NOT BACKED	516,046	588,605
74101200	FOIL OF COPPER ALLOYS, NOT BACKED	305,468	350,713
74102100	FOIL OF REFINED COPPER, BACKED	25,125	43,987
74102200	FOIL OF COPPER ALLOYS, BACKED	962	1,133
74111010	CAPILLARY TUBE 2.25 MM REFINED COPPER	30,025	94,405
74111020	INTERNALLY GROOVED TUBES REFINED COPPER	224,039	472,108
74111090	OTHER TUBE/PIPE OF REFINED COPPER	741,967	506,698
74112100	TUBE & PIPE COPPER ZINC BASE ALLOYS	11,105	8,680

PCT CHAPTER WISE BREAKUP OF IMPORTS

Rs. In Thousands

HSCODE	COMMODITY	Jul-Dec	Jul-Dec
		2017-18	2018-19
	COPPER AND ARTICLES THEREOF		
74112200	TUB&PIPE COPPER NICKLE BASE ALLOYS	-	243
74112900	OTHER TUBE&PIPE OF OTHER COPPER ALLOYS	13,028	13,996
74121000	COPPER TUBE/PIPE FITTING OF REFINED COPPER	13,212	8,224
74122000	COPPER TUBE/PIPE FITTINGS COPPER ALLOYS	24,448	93,112
74130000	STANDARD WIRE,CABLES PLAITED BANDS-NOT ELECTRICALLY INSULATED	276,446	222,160
74151000	NAILS,TACKS,DRAWING PINS,STAPLES & SIMILAR ARTICLES	2,023	59
74152100	WASHERS/INCLUDING SPRING WASHERS NOT THREADED	2,235	1,821
74152900	OTHER NOT THREADED ARTICLES COPPER	4,927	7,210
74153300	OTHER THREADED SCREW,BOLT,NUT COPPER	71,573	236,235
74153900	OTHER THREAD ARTICLES OF COPPER	26,340	7,675
74181000	TABLE,KITCH/OTH HOUSEHOLD ARTI	270	612
74182000	OTHER SANITARY WARE,PARTS COPPER	1,865	1,986
74191000	CHAIN,PARTS THEREOF OF COPPER	39	-
74199100	CAST,MOULDED,STAMPED,FORGED OF COPPER	2,293	6,849
74199910	COPPER SPRINGS	44	132
74199990	OTHER, ARTICLES OF COPPER	108,657	156,549
	TOTAL COPPER AND ARTICLES THEREOF	10,416,247	13,527,193
	NICKEL AND ARTICLES THEREOF		
75021000	NICKEL, NOT ALLOYED	573,112	744,297
75022000	NICKEL ALLOYS	1,544	5,384
75040000	NICKEL POWDERS AND FLAKES.	12,454	24,642
75051200	BAR,ROD,PROFILES OF NICKLE ALLOYED	2,615	2,455
75052100	WIRE OF NICKEL, NOT ALLOYED	706	1,789
75052200	WIRE OF NICKEL, ALLOYED	20,172	14,330
75061000	PLATES,SHEET,STRIPS,FOIL OF NICKEL NOT ALLOYED	16,970	41,026
75062000	PLATES,SHEET,STRIP FOIL OF NICKEL ALLOYED	151,331	849
75071100	TUBE&PIPE OF NICKEL NOT ALLOYED	-	6,146
75071200	TUBE & PIPE OF NICKEL ALLOYED	6,618	3,598
75072000	TUBE OR PIPE FITTING NICKEL	918	8,568
75089010	NICKEL ROTARY PRINTING SCREEN	306,853	423,920
75089090	OTHER NICKLE ROTARY PRINTING SCREEN	34,927	10,519
	TOTAL NICKEL AND ARTICLES THEREOF	1,128,220	1,287,523
	ALUMINIUM AND ARTICLE THEREOF		
76011000	ALUMINIUM, NOT ALLOYED	4,135,509	4,558,989
76012000	ALUMINIUM ALLOYS	1,805,175	1,423,028
76020010	ALUMINIUM W/SCRAP OF AUTO PART	139,060	57,092

PCT CHAPTER WISE BREAKUP OF IMPORTS

Rs. In Thousands

HSCODE	COMMODITY	Jul-Dec	Jul-Dec
		2017-18	2018-19
	ALUMINIUM AND ARTICLE THEREOF		
76020090	OTHER ALUMINIUM WASTE OR SCRAP	3,673,050	5,261,333
76031000	POWDER OF NON-LAMELLER STRUCTURE	13,154	12,131
76032000	POWDER OF LAMELLAR STRUCTURE FLAKES	27,184	35,281
76041010	BAR, OF ALUMINIUM, NOT ALLOYED	27,928	15,211
76041090	PROFILES OF ALUMINIUM NOT ALLOYED	59,887	98,809
76042100	HOLLOW PROFILES OF ALUMINIUM ALLOYED	13,943	17,443
76042910	BAR ROD OF ALUMINIUM ALLOYED	21,596	51,465
76042920	ALUM BAR/ROD NOCLOCK BRAZING	73	1,397
76042990	PROFILES OF ALUMINIUM ALLOY	91,645	100,789
76051100	ALUMINIUM WIRE NOT ALLOYED MAXIMUM CROSS SECTIONAL DIAMENSIONS >7MM	73,350	5,050
76051900	OTHER ALUMINIUM WIRE NOT ALLOYED	73,394	59,425
76052100	ALUMINIUM WIRE ALLOYED MAXIMUM CROSS SECTIONAL DIAMENSION >7MM	3,415	4,292
76052900	OTHER ALUMINIUM WIRE, ALLOYED	115,780	145,786
76061100	RECTANGULAR & SQUARE OF ALUMINIUM NOT ALLOYED	193,849	322,082
76061200	RECTANGULAR/SQUARE ALUMINIUM ALLOYED	967,364	1,560,889
76069110	ALUMINIUM SHEET NOT ALLOYS ANODIZED/ POLYURETHENE COATED	36,581	27,593
76069190	OTHER ALUMINIUM SHEET NOT ALLOYED	33,425	96,561
76069210	ALUMINIUM SHEET ANODIZED ALLOYS COATED	86,962	109,015
76069290	OTHER ALUMINIUM SHEET ALLOYS	10,352	123,615
76071100	ALUMINIUM FOIL ROLLED NOT-WORKED/BACKED	1,453,034	2,258,742
76071910	ADHESIVE TAPE	50,613	42,843
76071920	PRINTED ALUM FOIL NOT BACKED	157,515	156,551
76071990	OTHER ADHESIVE TAPE	762,557	1,090,550
76072000	ALUMINIUM FOIL, BACKED	998,711	1,341,265
76081000	TUBE, PIPE OF ALUMINIUM NOT ALLOYED	31,084	3,165
76082000	TUBE, PIPE OF ALUMINIUM ALLOYED	90,425	155,369
76090000	ALUMINIUM TUBE, PIPE FITTINGS (E.G COUPLINGS, ELBOWS, SLEEVES)	9,470	8,369
76101000	DOORS, WINDOW, FRAMES, THRESHOLDS FOR DOORS	323,990	465,112
76109000	ALUMINIUM STRUCTURE & PARTS N.E.S.	540,333	428,948
76110000	ALUMINIUM RESERVOIRS, TANKS VATS ETC	100	14,261
76121000	COLLAPSIBLE TUBULAR CONTAINERS ALUMINIUM	2,971	17,761
76129020	OVAL CANS OF ALUMINIUM	1,459	6,178
76129030	OTH CANS <=400ML W LOGO/BRAND	523,294	378,857
76129040	ROUND CANS ALUMINIUM DIA>45MM	371,525	171,116
76129090	OTHER DRUMS CANS BOXES ALUMINIUM	41,212	68,545
76130010	AEROSOL CANS WITH VALVES & COVERS OF ALUMINIUM	1,341	9,515
76130090	OTHER ALUMINIUM CONTAINERS FOR COMPRESSED/LIQUEFIED GAS	9,499	6,378

PCT CHAPTER WISE BREAKUP OF IMPORTS

Rs. In Thousands

HSCODE	COMMODITY	Jul-Dec 2017-18	Jul-Dec 2018-19
	ALUMINIUM AND ARTICLE THEREOF		
76141000	STANDARD WIRE,CABLE,PLAITED BANDS&LIKE OF ALUMINIUM STEEL CORE	141,402	3,426
76149000	OTHER STANDARD WIRE,CABLE,PLAITED BANDS&LIKE OF ALUMINIUM NOT ELECTRICALLY INSUL	2,609,101	454,907
76151000	TABLE,KITCH,POT POLISHPAD ALUM	87,396	71,536
76152000	SANITARY WARE&PATS OF ALUMINIUM	1,793	6,892
76161000	NAILS,BOLT,NUT,SCREW ETC ALUMINIUM	5,013	6,255
76169100	CLOTH,GRILL,FENCING & NETTING OF ALUMINIUM WIRE	7,215	2,964
76169910	CASINGS&FORGINGS	23,938	97,304
76169920	ALUMINIUM SLUGS	142,756	229,415
76169930	PENCIL FERRULES	1,141	611
76169990	OTHER ARTICLE OF ALUMINIUM	207,306	269,831
	TOTAL ALUMINIUM AND ARTICLE THEREOF	20,198,870	21,853,942
	LEAD AND ARTICLES THEREOF		
78011000	REFINED UN-WROUGHT LEAD	3,335,717	2,579,475
78019100	OTHER UN-WROUGHT LEAD CONTAINING BY WEIGHT ANTIMONY	369,099	540,656
78019900	OTHER UN-REFINED LEAD & LEAD ALLOYED	221,108	112,263
78020000	LEAD WASTE AND SCRAP.	-	76,013
78041100	LEAD SHEET STRIP FOIL THICKNESS >0.2MM	34	-
78041900	OTHER , LEAD PLATES	18,876	6,230
78060010	WIRE OF LEAD	20,155	10,534
78060090	OTHER ARICLES OF LEAD	3,350	79,819
	TOTAL LEAD AND ARTICLES THEREOF	3,968,339	3,404,990
	ZINC AND ARTICLES THEREOF		
79011100	ZINC CONTAINING BY WEIGHT>99.99% NOT ALLOYED	3,349,782	1,591,662
79011200	ZINC CONTAINING BY WEIGHT<99.99% NOT ALLOYED	191,921	-
79012000	ZINC ALLOYS	338,959	1,873,669
79031000	ZINC DUST(BLUE POWDER)	38,616	20,143
79039000	OTHER ZINC POWDER AND FLAKES	14	1
79040010	ZINC WIRE	27,260	32,027
79040090	OTHER ZINC BARS AND RODS	-	529
79050000	ZINC PLATES,SHEET,STRIP & FOIL	396	1,044
79070010	ZINC SLUGS FOR DRY BATTERY CELL CONTAINERS	45,591	105,136
79070020	ANODES OF ZINC	28,535	10,999
79070090	OTHER, ARTICLES OF ZINC	4,648	6,271
	TOTAL ZINC AND ARTICLES THEREOF	4,025,722	3,641,481
	TIN AND ARTICLES THEREOF		

PCT CHAPTER WISE BREAKUP OF IMPORTS

Rs. In Thousands

HSCODE	COMMODITY	Jul-Dec	Jul-Dec
		2017-18	2018-19
	TIN AND ARTICLES THEREOF		
80011000	TIN, NOT ALLOYED	288,270	602,360
80012000	TIN ALLOYS	6,228	3,028
80030000	TIN BAR, ROD, PROFILE AND WIRE	460	1,489
80070090	OTH ARTICLES OF TIN	108	497
	TOTAL TIN AND ARTICLES THEREOF	295,066	607,374
	OTHER BASE METALS,CERAMICS,ARTICLES		
81011000	TUNGSTEN POWDERS	276	434
81019400	OTHER UN-WROUGHT TUNGSTEN,BARS&ROADS OBTAINED SIMPLY BY SINTERING	-	265
81019600	OTHER WIRE OF TUNGSTEN	12,828	13,827
81019990	OTH ARTICLES OF TUNGSTEN	3,578	15,849
81021000	MOLYBDENUM POWDERS	-	31
81029500	OTHER MOLYBDENUM BAR,ROD,OBTAINED SIMPLY BY SINTERING	-	1,776
81029600	OTHER MOLYBDENUM WIRE	2,536	14,726
81029900	OTHER MOLYBDENUM AND ARTICLES THEREOF	-	2,308
81039000	OTHER TANTALUM & ARTICLES THEREOF	799	-
81041100	UNWROUGHT MAGNESIUM BY WEIGHT 99.8%	11,055	16,088
81041900	OTHER ARTICLES UNWROUGHT MAGNESIUM	3,184	94
81043000	RASPINGS,TUMINGS,ETC MAGNESIUM	5	-
81049000	OTHER ARTICLES OF MAGNESIUM	481	3,290
81052000	COBALT MATTES& OTHER PRODUCTS	121,079	128,503
81059000	OTHER INTERMEDIATE PRODUCTS OF COBALT	13,455	1,849
81072000	UNWROUGHT CADMIUM POWDER	-	7,361
81079000	OTHER CADMIUM,WROUGHT & ARTICLES	393	4,281
81089000	OTHER TITANIUM WROUGHT & ARTICLES	78,997	30,404
81092000	UNWROUGHT ZIRCONIUM POWDER	62	-
81099000	OTHER ZIRCONIUM AND ARTICLES	2,662	50
81101000	UNWROUGHT ANTIMONY POWDER	326,885	374,511
81109000	OTHER ANTIMONY & ARTICLES THEREOF INCLUDING WASTE&SCRAP	-	42,117
81110000	MANGANESE & ARTICLES INCLUDING WASTE & SCRAP	7,465	6,974
81122100	CHROMIUM UNWROUGHT POWDER	317	2,096
81122900	OTHER UNWROUGHT CHROMIUM INCLUDING WASTE	504	250
81129900	OTHER BASE METAL UNWROUGHT & ARTICLES	13	245
81130000	CERMETS & ARTICLE INCLUDING WASTE & SCRAP	8	453
	TOTAL OTHER BASE METALS,CERAMICS,ARTICLES	586,582	667,782
	TOOLS,IMPLEMENTS,CUTLERY,PARTS THEREOF		
82011000	SPADES AND SHOVELS	95,410	31,849

PCT CHAPTER WISE BREAKUP OF IMPORTS

Rs. In Thousands

HSCODE	COMMODITY	Jul-Dec	Jul-Dec
		2017-18	2018-19
	TOOLS,IMPLEMENTS,CUTLERY,PARTS THEREOF		
82013000	MATTOCKS, PICKS, HOES & RAKES	227	18
82014000	AXES,BILL HOOKS & SIMILAR HEWING TOOLS	372	611
82015000	SECATEURS & ONE-HANDED PRUNERS AND SHEARS	76	516
82016000	HEDGE SHEARS, TWO-HAND PRUNING SHEARS AND SIMILAR TWO HANDED SHEARS	509	4,050
82019000	OTHER HAND TOOL AGRICULTURAL,HORTICULTURE OR FORESTRY	4,312	4,748
82021000	HAND SAWS	58,545	51,326
82022000	BAND SAW BLADES	17,278	24,179
82023100	CIRCULAR SAW BLADES WITH STEEL	62,591	79,438
82023900	OTHER CIRCULAR SAW BLADES; INCLUDING PARTS	57,033	54,315
82024000	CHAIN SAW BLADES	13,835	13,031
82029100	STRAIGHT SAW BLADES,WORKING METAL	981	2,162
82029910	GINSAW BLADE	2,336	8,405
82029990	OTHER SAW BLADES	74,763	44,951
82031000	FILES, RASPS & SIMILAR TOOLS	46,524	49,123
82032000	PILERS,PINCERS,TWEEZERS AND SIMILAR TOOLS	195,353	170,631
82033000	METAL CUTTING SHEARS & SIMILAR TOOLS	5,078	5,805
82034000	PIPE CUTTERS,BOLT CROPPERS,PERFORATING PUNCHES AND SIMILAR TOOLS	29,568	27,165
82041100	NON-ADJUSTABLE HAND OPERATED SPANNERS & WRENCHES	278,202	325,688
82041200	ADJUSTABLE HAND OPERATED SPANNERS & WRENCHES	231,914	284,271
82042000	INTERCHANGEABLE SPANNER SOCKETS WITH OR WITHOUT HANDLES	44,593	71,119
82051000	DRILLING,THREADING OR TAPPING TOOLS	20,783	36,304
82052000	HAMMERS AND SLEDGE HAMMERS	51,215	64,104
82053000	PLANES,CHISELS,GUAGES AND SIMILAR CUTTING TOOLS FOR WORKING WOOD	8,822	7,526
82054000	SCREW DRIVERS	142,370	111,114
82055100	OTHER HAND TOOLS HOUSE-HOLD N.E.S.	42,168	73,700
82055900	OTHER HAND TOOL (GLAZIERS DIAMONDS)	177,010	191,466
82056000	BLOW LAMPS	178	398
82057000	VICES, CLAMPS AND THE LIKE	25,751	25,189
82059000	SETS OF ARTICLES OF TWO/MORE OF FORGOING SUB-HEADING	49,518	29,706
82060010	TOOLS FOR M-CARS H-8703 R-SALE	6,885	6,145
82060020	TOOL FOR VEH H-8701,2,4 R-SALE	13,493	14,995
82060030	OTH TOOLS FOR M-CARS&VEHICLES	42,684	36,045
82060090	OTH TOOLS H-8202,8505 R-SALE	24,799	19,559
82071300	ROCK DRILLING,EARTH BORING TOOLS WITH WORKING PARTS OF CERMETS	8,099	59,951
82071900	OTHER INCLUDING PARTS OF ROCK DRILLING OR EARTH-BORING TOOLS	1,013,174	882,625
82072000	DIES FOR DRAWING/EXTRUDING METAL	64,292	231,568
82073000	TOOL FOR PRESSING, STAMPING/PUNCHING	824,103	1,679,842

PCT CHAPTER WISE BREAKUP OF IMPORTS

Rs. In Thousands

HSCODE	COMMODITY	Jul-Dec	Jul-Dec
		2017-18	2018-19
	TOOLS,IMPLEMENTS,CUTLERY,PARTS THEREOF		
82074000	TOOLS FOR TRAPPING OR THREADING	16,607	20,864
82075010	TOOL DRILLS OTHER THAN ROCK/PARALLEL OR STRAIGHT SHANK TWIST DRILLS	39,286	48,921
82075090	OTHER TOOL FOR DRILLING OTHER THAN ROCK DRILLING	250,268	351,300
82076000	TOOLS FOR BORING OR BROACHING	30,892	18,331
82077000	TOOLS FOR MILLING	31,518	41,710
82078000	TOOLS FOR TURNING	41,644	28,158
82079000	OTHER INTERCHANGEABLE TOOLS	736,391	531,600
82081000	KNIVES&CUTTING BLADES FOR METAL WORKING	31,094	38,884
82082000	KNIVES CUTTING BLADES FOR WOOD WORKING	11,965	12,882
82083000	KNIVES & CUTTING BLADES FOR KITCHEN APPLIANCES	47,021	39,638
82084000	KNIVES&CUTTING BLADE FOR AGRICULTURAL, HORTICULTURAL OR FORESTRY MACHINES	56,769	54,941
82089010	OTH BLADES/KNIVES PAPER MACH	118,678	150,004
82089020	DIE STEEL CUTTING BLADES	3,017	6,365
82089090	OTH BLADES/KNIVES FOR MACHINE	160,832	223,058
82090000	PLATES STICKS,TIPS AND THE LIKE FOR TOOLS, UNMOUNTED OF CERMET	61,101	62,907
82100000	HAND-OPERATED MECHANICAL APPLIANCES, WEIGHING 10 KG OR LESS	44,887	52,543
82111000	SETS OF ASSORTED ARTICLES	520	317
82119100	TABLE KNIVES HAVING FIX BLADE.	16,789	3,159
82119200	OTHER KNIVES HAVING FIXE BLADES.	24,173	39,304
82119300	KNIVES HAVING OTHER THAN FIX BLADES.	5,167	3,182
82119400	BLADES	5,567	2,292
82119500	HANDLES OF BASE METAL	174	55
82121000	RAZORS	444,755	257,662
82122000	SAFETY RAZOR BLADES,	234,921	137,888
82129000	OTHER PARTS	28,428	15,083
82130000	SCISSORS,TAILOR'S SHEARS & SIMILAR SHEARS AND BLADE	32,882	34,440
82141000	PAPER KNIVES,LETTER OPENERS,ERASING KNIVES, PENCIL SHARPENERS AND BLADES ETC	138,496	81,232
82142000	MANICURE OR PEDICURE SETS AND INSTRUMENTS	12,920	12,753
82149000	OTHER ARTICLES OF CUTLERY .	52,997	34,298
82151000	SETS OF ASSORTED ARTICLE CONTAINING >= 1 ARTICLE PLATED WITH PRECIOUS METAL	11	737
82152000	OTHER SETS OF ASSORTED ARTICLE.	56,435	40,416
82159100	OTHER ASSORTED ARTICLE,NOT INSETS,PLATED WITH PRECIOUS METAL	36	31
82159910	SPOONS	24,720	19,429
82159920	FORKS (CUTLERY)	1,551	451
82159990	OTHER ARTICLE OF KITCHEN.	35,627	23,062
	TOTAL TOOLS,IMPLEMENTS,CUTLERY,PARTS THEREOF	6,532,983	7,111,535

PCT CHAPTER WISE BREAKUP OF IMPORTS

Rs. In Thousands

HSCODE	COMMODITY	Jul-Dec	Jul-Dec
		2017-18	2018-19
	MISC. ARTICLES OF BASE METALS		
83011000	PADLOCKS	599,369	421,028
83012010	DOOR LOCKS VEH-H-8704.3190,11	12,502	13,845
83012090	OTH LOCKS FOR MOTOR VEHICLES	25,955	32,141
83013000	LOCKS FOR FURNITURE	437,233	244,528
83014000	OTHER LOCKS	543,667	269,751
83015000	CLASPS AND FRAMES WITH CLASPS.INCORPORATING LOCKS	14,365	1,577
83016000	PARTS OF LOCKS	68,845	422,319
83017000	KEYS PRESENTED SEPARATELY	10,714	10,146
83021010	HINGES,VEH-H-8704.2299,8703	240	170
83021020	HINGES DOORS VEH,H-8704.2299	22	578
83021030	HINGES OTH FOR MOTOR CARS&VEH	43,057	45,844
83021090	OTH HINGES&FITTINGS FOR FURNI	227,095	285,637
83022000	CASTORS	150,324	190,916
83023010	LATCH ASS-DOORS CARS-H-8703,04	2,532	713
83023020	WIN OPEN SYSTEM RACK FOR 87042	-	391
83023090	OTH FITTINGS FOR M-VEHICLES	10,258	1,596
83024100	OTHER MOUNTING,FITTING SUITABLE FOR BUILDING	24,034	47,972
83024200	OTHER MOUNTING,FITING FURNITURES	512,909	524,158
83024900	OTHER FITTINGS OF BASE METAL N.S.	268,315	328,433
83025000	HAT-RACKS,HAT-PEGS,BRACKET&FIX	23,948	12,823
83026000	AUTOMATIC DOOR CLOSERS	49,696	53,425
83030000	ARMOURED/REINFORCED SAFES, STRONG BOXES AND DOORS ETC OF BASE METAL.	37,611	18,515
83040000	FILING CABINETS,CARD-INDEX CABINET/TRAYS	6,909	4,553
83051000	FITTING FOR LOOSE-LEAF BINDERS	5,119	2,547
83052000	STAPLES IN STRIPS	105,110	172,911
83059000	OTHER, INCLUDING PARTS	92,606	75,468
83061000	BELLS,GONGS ETC.NON ELECTRIC OF BASE METAL	10,756	10,959
83062100	STATUETTES & OTHER ORNAMENTS BASE METAL	1	38
83062900	OTHER; MIRRORS OF BASE METAL	40,309	58,476
83063000	PHOTOGRAPH,PICTURE OR SIMILAR FRAMES; MIRROR	1,487	353
83071000	FLEXIBLE TUBING OF IRON/STEEL	156,542	137,452
83079000	FLEXIBLE TUBING OF BASE METAL	151,386	130,542
83081010	HOOKS OF BASE METAL	107,788	91,582
83081020	EYES & EYE LETS OF BASE METAL	65,875	81,628
83082000	TUBULAR OR BIFURCATED RIVET	213,010	15,451
83089010	CLASPS OF BASE METAL	707	39
83089020	BUCKLE OF BASE METAL	49,254	66,965

PCT CHAPTER WISE BREAKUP OF IMPORTS

Rs. In Thousands

HSCODE	COMMODITY	Jul-Dec	Jul-Dec
		2017-18	2018-19
	MISC. ARTICLES OF BASE METALS		
83089030	FRAME OF HAND BAG ETC OF BASE METAL	3,172	224
83089090	OTHER MADE UP ARTICLE OF BASE METAL PART	138,134	99,592
83091000	CROWN CORKS OF BASE METAL	3,011	1
83099010	ALUM LID CAN OF CARBONAT DRINK	58,976	212,285
83099090	OTHER	256,819	292,024
83100010	NUMB PLATE ASSEMBLY,AGRI-TRACT	82	30
83100020	NUM PLATE ASSEMBLY VEH-H-8711	-	5
83100030	NUM PLATE ASSEMBLY OTH M-VEH	21,024	31,584
83100090	OTH SIGN-PLATES, NAME PLATES	7,843	13,312
83111000	COATED ELECTRODE OF BASE METAL	615,246	549,577
83112000	CORED WIRE OF BASE METAL FOR ELECTRIC ARC WELDING	79,008	60,445
83113000	COATED RODS & CORED WIRE OF BASE METAL FOR SOLDERING,BRAZING OR WELDING BY FLAME	122,798	103,260
83119000	OTHER WIRE & RODS AGGLOMERATED OF BASE METAL	124,744	205,108
	TOTAL MISC. ARTICLES OF BASE METALS	5,500,407	5,342,917
	MACHINARY/ COMPONENTS		
84014000	PARTS OF NUCLEAR REACTORS	2,091,825	62,590
84021110	WATER TUBE BOILER STEAM PRODUCTION >45 TON BUT <350 TON PER HOUR	1,275	353
84021120	WASTE HEAT BOILERS > 45t/HOUR	-	251,296
84021130	HEAT RECOVERY STEAM GENERATORS	1,055,759	1,072,413
84021190	OTHER STEAM & OTHER VAPOUR GENERATING BOILER	23,188,666	1,853,876
84021200	WATER TUBE BOILER STEAM PRODUCTION <45 TON PER HOUR	316,124	583,632
84021910	FIRE TUBE BOILERS	172,421	128,024
84021920	WASTE HEAT BOILER/HYBRID BOILE	18,548	-
84021930	HEAT RECO STEAM GENERATORS-VGB	-	97,808
84021990	OTHER VAPOUR GENERATING BOILERS,	107,639	168,381
84022000	SUPER-HEATED WATER BOILERS	68,340	-
84029010	PARTS STEAM / VAPOUR BOILER	423,546	276,687
84029020	PART VAPOUR GEN HYB- BOILER	4,479	1,038,946
84029090	OTHER PARTS OF BOILER	1,608,040	400,951
84031000	BOILERS	22,559	15,814
84039000	PARTS CENTRAL HEATING BOILERS	60,002	5,345
84041000	AUXILIARY PLANT FOR BOILER	649,710	271,294
84042000	CONDENSERS FOR AUXILIARY PLANT	852,150	1,307,271
84049010	PARTS MASHINE SOOT REMOVER	174,390	248,786
84049090	OTH PARTS VAPOUR POWER UNITS	781,526	125,830
84051000	PRODUCER GAS/WATER GAS GENERATORS	48,703	142,242

PCT CHAPTER WISE BREAKUP OF IMPORTS

Rs. In Thousands

HSCODE	COMMODITY	Jul-Dec	Jul-Dec
		2017-18	2018-19
	MACHINARY/ COMPONENTS		
84059000	PARTS OF PRODUCER GAS/WATER GAS GENERATORS	19,494	9,332
84068100	OTHER TURBINES OF AN OUTPUT EXCEEDING 40 MW	6,326,690	618,682
84068200	OTHER TURBINES OF AN OUTPUT NOT EXCEEDING 40MW	1,980,710	1,208,048
84069000	PARTS OF STEAM TURBINES	1,023,296	7,716,661
84071000	AIRCRAFT ENGINES	538,657	1,567,224
84072100	OUTBOARD MOTORS	326,294	169,030
84072900	OTHER ,MARINE & SPARK IGNITION ROTARY ENGINES	1,253	972
84073110	RECIPROCA PE 50 CC VEH-H-8711	258	1,342
84073190	OTH RECIPROC PE 50CC-VEH-CH-87	24,514	4,531
84073210	RECIPRO PE 50-250CC VEH-H-8711	9,028	6,469
84073290	OTH RECIPRO PE 50-250CC VEH	403,972	458,885
84073310	RPE 250-1000 CCgH- 8703/8704	733	19,442
84073390	OTH-RPE- 250-1000 CC VEH CH-87	33,834	34,470
84073400	PISTON ENGINES CAPACITY EXCEEDING 1000 CC	243,193	137,785
84079010	GAS ENGINES	123,952	356,529
84079020	ENGINE FOR VEHICLES CH-87	2,821	28
84079090	OTHER ENGINES	375,645	395,049
84081000	MARINE PROPULSION ENGINES	5,621	7,394
84082010	DIESEL ENG,AGRI-TRACTOR H-8701	1,258	227
84082090	OTH DIESEL / SEMI DIESEL ENGIN	593,813	395,084
84089000	OTHER ENGINES	1,741,629	1,939,938
84091000	PARTS FOR AIRCRAFT ENGINES	48,404	964
84099110	RING FOR PISTON OF VEHICLE CHAPTER 87	500,451	333,802
84099120	CYLINDER FOR VEHICLES OF CHAPTER 87	2,477	1,865
84099130	CYLINDER FOR VEHICLES OF CHAPTER 87	356,741	296,942
84099140	CYLINDER HEADS FOR VEHICLES OF CHAPTER 87	5,195,138	7,819,883
84099150	CYLINDER LINER FOR VEHICLES OF CH.87	21,693	30,127
84099192	OTH PART FOR GAS ENG H84079010	684,464	808,087
84099199	OTH KITS FOR VEHICLES OF CH-8	159,117	291,592
84099910	OTHER RING FOR PISTON VEHICLE CH-87	1,538,320	1,517,604
84099920	OTHER CYLINDER FOR VEHICLES OF CH-87	13,140	12,631
84099930	OTHER CYLINDER BLOCKS FOR VEHICLE CH-87	267,161	251,793
84099940	OTHER CYLINDER HEAD FOR VEHICLES CH-87	59,508	57,145
84099991	CNG KITS FOR VEHICLES OF CH-87	96	443
84099999	OTH PARTS OF ENGINES	2,862,057	2,663,722
84101100	HYDRAULIC,TURBINE,WATER WHEELS AND REGULATORS THEREFORE OF POWER <1000 KW	49,183	57,032
84101200	HYD,TURBN W/WHEEL1000-10000KW	414,830	430,823

PCT CHAPTER WISE BREAKUP OF IMPORTS

Rs. In Thousands

HSCODE	COMMODITY	Jul-Dec	Jul-Dec
		2017-18	2018-19
	MACHINARY/ COMPONENTS		
84101300	HYDRAULIC TURBINE,W/WHEE>10000	11,867	3,368,570
84109010	PARTS FOR MACH HEAD-8410.1100	8,692	2,659
84109090	OTH PART HYD TURBINE®ULA	1,475,631	686,701
84111200	TURBO-JET THRUST EXCEED25KN	107,242	-
84112100	TURBO-PROPLER NOT EX 1100KW	2,666	-
84118100	OTHER GAS TURBINES OF POWER NOT EXCEEDING 5,000KW	2,317	5,006,262
84118200	OTHER GAS TURBINES OF POWER EXCEEDING 5,000 KW	544,331	1,647,072
84119100	PARTS OF TURBO-JET /PROPELLERS	485	119
84119900	OTHER PARTS OF GAS TURBINES	15,225,893	6,993,847
84121000	REACTION ENGINES OTHER THAN TURBO-JETS	6	333
84122100	LINEAR ACTING (CYLINDERS),HYDRAULIC POWER ENGINES & MOTORS	45,527	63,483
84122900	OTHER HYDRAULIC POWER ENGINES & MOTOR	176,548	308,312
84123100	LINEAR ACTING(CYLINDERS),PNEUMATIC POWER ENGINES & MOTORS	31,987	51,705
84123900	OTHER,PNEUMATIC ENGINES & MOTOR	58,200	62,204
84128010	WIND ENGINES (WIND MILLS).	-	68
84128090	OTHER ENGINES AND MOTOR.	8,105	5,788
84129010	PART MAC H-8412.3900,8412.8010	859	2,694
84129020	FOR MACHINES OF HEADING 8412.1000,8412.2100, 8412.2900 & 8412.3100	10,569	11,249
84129040	PARTS OF WIND ENGINES	1,172	140
84129060	PARTS OF COMPRESSED ARI ENGINE	29	631
84129090	OTH PARTS OF ENG / MOTORS	119,633	413,175
84131100	PUMPS FOR DISPENSING FUEL/LUBRICANTS	733,472	738,136
84131910	PUMPS FOR DISPENSING CHEMICALS	138,070	134,581
84131990	OTHER PUMPS FOR DISPENSING CHEMICALS	531,598	232,355
84132000	HAND PUMPS NOT WITH MEASURING DEVICE	14,174	20,345
84133010	DIESEL FUEL INJECTION PUMPS FOR VEHICLES OF CH-87	958,638	1,277,591
84133020	OIL PUMP ASSEM VEH H-87019020	10,737	11,212
84133030	OIL PUMP ASSEM M-CARS-H-8703	40,348	14,362
84133040	WA-PUMP ICP ENG M-CAR H-8703,4	15,042	5,724
84133050	W-PUMP ICP ENG VEH H-87019020	255,280	363,702
84133090	OTHER PUMPS FUEL/LUBRICATION/COOLING	547,099	251,483
84134000	CONCRETE PUMP FUEL LUBRICATION	190,650	96,916
84135000	OTHER POSITIVE DISPLACEMENT PUMP	810,742	111,993
84136011	GEARED PUMPS FOR CAR/VEH	-	5,252
84136019	OTH GEARED PUMPS	-	86,831
84136090	OTH ROTARY POS DISP PUMP	161,877	485,206
84137010	SUBMERSIBLE PUMPS	1,792,086	2,202,700

PCT CHAPTER WISE BREAKUP OF IMPORTS

Rs. In Thousands

HSCODE	COMMODITY	Jul-Dec	Jul-Dec
		2017-18	2018-19
	MACHINARY/ COMPONENTS		
84137090	OTH CENTRIFUGAL PUMPS	1,584,718	3,380,354
84138100	OTH PUMPS	1,251,954	287,625
84138200	LIQUID ELEVATORS	2,299	16,268
84139110	STAINLESS STEEL IMPELLERS OF PUMPS	145,539	140,727
84139120	LASER WELDED CHAMBERS FOR PUMP	19,142	24,510
84139130	OTH PARTS GROUT,ETC PUMPS	92,194	111,037
84139140	OTH PART PUMP FILLSTAT/GARAGE	11,977	31,613
84139150	PLUNGER & PUMP PART OF VEH H87	222,891	218,537
84139190	PARTS OF OTHER PUMPS	1,652,783	1,770,023
84139200	PARTS OF LIQUID ELEVATORS PUMPS	13,633	7,699
84141000	VACUUM PUMPS	207,147	1,140,557
84142000	HAND OR FOOT OPERATED AIR PUMPS	50,185	78,613
84143010	COMPRESSOR USED WITH NON CFC/HCFC GASES	5,560,350	6,483,722
84143020	COMPRESSOR OF VEH CH-87	822,991	1,241,112
84143090	OTHER COMPRESSORS USED IN REFRIGERATING EQUIPMENTS	47,629	47,520
84144000	AIR COMPRESSORS MOUNTED ON A WHEELED CHASSIS FOR TOWING	299,442	510,125
84145110	CEILING FAN	147,475	23,821
84145120	PEDESTAL FAN	45,287	759,558
84145130	TABLE FAN	7,495	1,057
84145140	EXHAUST FAN	40,852	43,575
84145190	OTHER FANS WITH SELF CONTAINED ELECTRIC MOTOR OF OUTPUT NOT EXCEEDING 125W	411,635	124,773
84145910	BLOWERS	85,284	121,942
84145990	OTHER FANS	896,384	659,363
84146000	HOODS HAVING A MAXIMUM HORIZONTAL SIDE NOT > 120CM	189,834	126,001
84148010	PISTON TYPE AIR COMPRESSORS	159,050	155,248
84148020	SCREW COMPRESSORS	770,074	1,163,103
84148030	CNG COMPRESSORS	142,367	-
84148040	AIR CURTAINS	19,307	15,823
84148051	TURBO CHARGERS FOR CAR	146,791	65,067
84148059	OTHER TURBO CHARGERS	-	54,181
84148090	OTH TABLE,FLOOR,WALL,CEILI FAN	3,189,085	1,218,839
84149010	PART MACH H-84141000,8414.3010	53,608	119,841
84149020	PARTS COMPRESSOR REFRI EQUIP	36,294	38,233
84149090	OTHER PARTS OF H-84.14	1,943,703	3,219,306
84151011	WINDOW/WALL TYP AC IN CKD/SKD	-	213
84151019	OTH WINDOW/WALL TYPE AC/SPLIT	141,355	272,610
84151021	S-CON AC/SPLIT IN-OUT UT CKD/S	-	19,721

PCT CHAPTER WISE BREAKUP OF IMPORTS

Rs. In Thousands

HSCODE	COMMODITY	Jul-Dec	Jul-Dec
		2017-18	2018-19
	MACHINARY/ COMPONENTS		
84151029	S-CON AC/SPLIT INER-OUTER UNIT	1,009,091	479,576
84151031	TROP MPS MUL-SYS UNIT>5T CKD/S	-	859
84151039	TROPICAL MPS MUL-SYS UNIT>5TON	302,675	369,491
84151099	OTH AC MACH MOTOR DRIVEN FAN	163,954	125,680
84152010	AC MACH FOR MOTOR-CARS H-8703	268	85
84152090	OTH AC FOR PERSONS USED IN VEH	13,772	15,664
84158110	O-AC INCOR REFR UN VALVE CKD/S	-	36,685
84158190	O-AC INCOR REFRI UNIT VALVE-RE	19,638	24,640
84158210	O- AC INCOR REFRIG UNT CKD/SKD	-	2,001
84158290	O- AC INCOR REFRIGIRATING UNT	1,156,254	120,725
84158310	O-AC NOT INCR REFRIG UNT CKD/S	-	84,611
84158390	O-AC NOT INCROPO REFRIG UNIT	508,737	687,508
84159011	EVAPORATOR COATED/ENAM FOR VEH	445,497	477,289
84159012	EVAPORATORS.FOR VEH-CHAPTER-87	6,300	172,109
84159019	OTH EVAPORATORS	5,300	40,836
84159021	CONDENSORS FOR VEHICLES H87	97,863	123,563
84159029	OTH CONDENSORS	307,228	752,290
84159030	COVERS INNER BODY AC.MACHINES	330,642	490,925
84159091	OT AC PART H84152010,20,30,90	668,216	855,282
84159099	OTH PARTS FOR REFRIG/AIRCOND	811,067	1,218,592
84161000	FURNACE BURNERS LIQUID FUEL	6,613	1,290
84162000	OTHER FURNACE BURNER INCLUDING COMBINATION BURNERS	137,658	136,890
84163000	MECHANICAL STOKERS GRATES ETC	385,051	354,251
84169000	PART OF BURNERS OTHER ARTICLES OF 7412	73,806	80,732
84171010	KILNS (FURNACE OVEN)	1,476,369	2,374,876
84171090	OTHER FURNACES AND OVEN	1,348,858	1,283,932
84172000	BAKERY OVENS INCLUDING BISCUIT OVEN	243,465	223,608
84178000	OTHER FURNANCE AND OVENS	541,886	432,250
84179000	PARTS OF INDUSTRIAL OR LABORATORY FURNACE	200,408	238,349
84181010	COMB REFRIG-FREEZ W-DOOR CKD/S	-	456
84181090	COMBINED REFRIG-FREEZE W-DOORS	291,450	196,276
84182110	REFRIG H-HOLD COMP TYP CKD/SKD	-	1,380
84182190	REFRIGES H-HOLD COMPRESS TYPE	348,563	100,570
84182990	OTH REFRIGERATOR HOUSHOLD TYP	229,719	21,454
84183010	FREZERS CHEST TYP-800CAP CKD/S	-	1,283
84183090	FREEZERS CHEST TYPE-800 I CAPA	56,325	40,672
84184010	FREEZER UPRIGHT TYP-900CAP C/S	-	4,582

PCT CHAPTER WISE BREAKUP OF IMPORTS

Rs. In Thousands

HSCODE	COMMODITY	Jul-Dec	Jul-Dec
		2017-18	2018-19
	MACHINARY/ COMPONENTS		
84184090	FREEZERS UPRIGHT TYP-900 ICAPA	94,951	53,654
84185000	OTHER REFRIGERATOR/FREEZERS CHEST, CABINET, DISPLAY COUNTERS, SHOW CASES ETC	106,101	95,950
84186100	HEAT PUMPS O/T AIR CONDIT MACH	123,975	5,206
84186910	MILK CHILER ABOVE 3000 LTR CAP	3,782	1,354
84186920	REFRIGERATIN MACH WITH ENGIN	78,906	89,247
84186939	OTH WATER DISPENSER	106,570	62,696
84186940	REFRIG OUT DOOR CABNIT ELEC	-	219,748
84186990	OTH REFRIGERATIN, FREEZING MACH	1,810,569	2,849,422
84189100	FURNITURE REFRIGERATING/FREEZING EQUIPMENT	11,935	20,329
84189910	EVAPORATORS,	916,228	1,076,019
84189920	CONDENSORS,	472,097	503,097
84189930	PARTS MILK CHILLER MACH > 3000LT	6	204
84189990	OTHER PARTS OF REFRIGERATORS/FREEZERS	663,852	733,970
84191110	INST GAS WATER HEATER N-EL C/S	-	21,017
84191190	OTH INST GAS WATER HEATER N-EL	563,437	548,309
84191990	O-INST STRAGE WATER HETER N-EL	89,360	15,532
84192000	MEDICAL SURGICAL LABORATORY STERILISERS	233,024	414,043
84193100	DRYERS AGRICULTURAL PRODUCTS	19,261	233,500
84193200	DRYERS FOR WOOD, PAPER PULP, PAPER OR PAPER BOARD	72,804	44,846
84193900	OTHER DRYERS	673,987	560,795
84194000	DISTILLING RECTIFYING PLANT	51,778	100,456
84195000	HEAT EXCHANGE UNITS	8,380,818	3,193,627
84196010	MIST ELIMINATOR	2,431	1,112
84196090	OTH MACH FOR LIQUIFYING AIR/GA	291,867	457,586
84198100	OTHER MACHINERY PLANT EQUIPMENT FOR HOT DRINKS/COOKING OR HEATING FOOD	364,889	309,612
84198910	COOLING TOWERS	527,269	360,710
84198990	OTH MACHINES AND PLANTS	4,161,022	9,741,183
84199010	PART DRYERS, AGRI, AIR GAS MACH	33,063	24,744
84199020	PART DRYERS, DISTILLING PLANT	21,584	361
84199090	OTH PARTS MACH, PLANT, LAB EQUIP	619,769	1,401,134
84201000	CALENDERING OR OTHER ROLLING MACHINES	97,748	42,559
84209100	CYLINDERS (FOR CALENDERING MACHINE)	9,973	11,781
84209900	OTHER PARTS OF CALENDERING MACHINE	52,769	59,297
84211100	CREAM SEPARATORS	703	551
84211200	CLOTHES-DRYERS	99,241	74,187
84211900	OTHER CENTRIFUGES INCLUDING DRYER	1,450,797	359,937
84212100	FILTERING PURIFYING MACHINERY & APPARATUS FOR LIQUIDS	2,963,809	2,368,062

PCT CHAPTER WISE BREAKUP OF IMPORTS

Rs. In Thousands

HSCODE	COMMODITY	Jul-Dec	Jul-Dec
		2017-18	2018-19
	MACHINARY/ COMPONENTS		
84212200	FILTERING MACHINERY FOR BEVERAGES	26,792	24,673
84212310	OIL FILTER M-VEH H-8703,4,8711	97,834	127,046
84212320	OTH FUEL FILTER VEH H-87019020	2,667	2,006
84212390	OTH OIL/PETROL FILTERS FOR ENG	230,675	415,077
84212900	OTHER FILTER MACHINERY APPARATUS NES	1,486,427	844,907
84213110	INTAKE AIR FILT VEH H-8703,11	25,269	15,916
84213190	OT FILTERING/PURIFYING MAH,GAS	419,562	443,144
84213910	FILTER DRIERS USED WITH NON CFC REFRIGERANT GASES	195,701	196,875
84213920	FILTER DRIERS CFC REFRIGERANT GASES	27,263	11,446
84213930	MIST ELEMATOR FILTERING MACHINERY	105,982	34,810
84213940	AIR FILTER FOR PURIFYING GASES	187,296	321,983
84213950	FILTER BAGS FOR GASES	118,406	64,240
84213990	OTHER FILTERING PURIFYING MACHINERY GASES	1,402,032	1,433,983
84219110	PART CREAM SEPARATOR MACH/OTH	231,623	245,629
84219190	OTHER PARTS OF CENTRIFUGES	702,409	624,513
84219910	PAR MA H-8412.3910,.3920,.3930	7,265	30,587
84219990	OTH PART PURIFYING MACH L /GAS	3,151,176	808,923
84221100	DISH WASHING MACHINE HOUSE TYPE	21,042	28,164
84221900	OTHER DISH WASHING MACHINE OF HOUSEHOLD TYPE	6,035	27,508
84222000	MACHINERY FOR CLEANING OR DRYING BOTTLES OR OTHER CONTAINERS	52,836	48,885
84223000	MACHINERY FOR FILLING/CLOSING/SEALING OR LABELLING BOTTLE	3,102,614	4,351,788
84224000	OTHER PACKING WRAPPING MACHINE	2,356,035	2,571,015
84229010	PARTS DISH WASHING MACHINE	1,210	11,465
84229090	OT PART FILLING/PACK/WARP MACH	1,026,090	1,489,242
84231000	PERSONAL WEIGHING MACHINES	63,432	58,339
84232000	SCALES FOR CONTINUOUS WEIGHING OF GOODS ON CONVEYORS	42,901	41,034
84233000	CONSTANT WEIGHT SCALES/HOPPER	23,707	30,932
84238100	OTHER WEIGHT MACHINERY WITH CAPACITY NOT EXCEEDING 30KG	98,151	71,963
84238200	OTHER WEIGHT MACHINERY >30 BUT <5000 KG CAPACITY	495,388	382,756
84238900	OTHER WEIGHING MACHINERY	66,162	217,253
84239000	WEIGHT MACHINE OF ALL KINDS & PARTS	100,646	98,377
84241000	FIRE EXTINGUISHERS WHETHER OR NOT CHARGED	473,829	670,214
84242010	SPRAY GUNS& APPLI AGRICULTURE	296,579	350,936
84242020	SPRAY GUNS/APPL FOR INDUSTRY	210,216	91,202
84242090	OTH SPRAY GUNS & APPLIANCES	102,571	573,427
84243000	STEAM OR SAND BLASTING MACHINES AND SIMILAR JET PROJECTING MACHINES	87,650	112,970
84244100	AGRI PORTABLE SPRAYERS	290	661

PCT CHAPTER WISE BREAKUP OF IMPORTS

Rs. In Thousands

HSCODE	COMMODITY	Jul-Dec	Jul-Dec
		2017-18	2018-19
	MACHINARY/ COMPONENTS		
84244900	OTH AGRI/HORTI SPRAYERS	3,286	2,509
84248200	OTH AGRI. & HORTI APPLIANCES	245,957	335,713
84248900	OTHER APPLIANCES PROJECTING/DISPERSING/SPRAYING LIQUIDS	1,509,218	935,998
84249010	PART MAC H-8424.2010,3000,8100	14,015	34,046
84249090	OTH PART SRAYING/BLASTING MACH	192,232	430,450
84251100	PULLEY TACKLE HOISTS POWERED BY ELECTRIC MOTOR	199,360	287,622
84251900	OTHER PULLEY TACKLE WINCHES & CAPSTANS	122,708	92,601
84253100	OTHER WINCHES,CAPSTANS POWERED BY ELECTRIC MOTOR	53,176	31,055
84253900	OTHER WINCHES CAPSTANS	127,161	125,549
84254100	BUILT IN JACKING SYSTEMS OF A TYPE USED IN GARAGES	17,994	39,787
84254200	OTHER JACKS AND HOISTS HYDRAULIC	367,298	993,875
84254900	OTHER MECHANICAL HANDING EQUIPMENT	11,873	22,044
84261110	OVER HEAD TRAVELLING CRANES ON FIXED SUPPORT NOT EXCEEDING 400 METRIC TONS	65,962	853,629
84261190	OTHER OVER HEAD TRAVELLING CRANES ON FIXED SUPPORT	489,106	591,655
84261210	MOBILE LIFTING FRAMES ON TYRES AND STRADDLE CARRIERS NOT EXCEEDING 20 T	22,269	29,569
84261290	OTHER MOBILE LIFTING ON TYRES	659,616	72,362
84261910	CRANES UPTO 400 METRIC TON	221,128	55,445
84261990	OTHER OVER HEAD TRAVELLING,TRNSPORTER,GANTRY CRANES	1,427,034	30,602
84262000	TOWER CRANES	489,503	417,514
84263000	PORTAL OR PEDESTAL JIB CRANES	256	8,345
84264100	OTHER MACHINERY SELF PROPELLED ON TYRES	475,256	77,123
84264900	OTHER MACHINERY SELF PROPELLED	1,511,324	144,955
84269100	OTHER MACHINERY DESIGNED FOR MOUNTING ON ROAD VEHICLES	24,909	26,697
84269900	OTHER MACHINERY NOT SELF PROPELLED	3,951	107,903
84271000	SELF PROPELLED TRUCK POWERED BY AN ELECTRIC MOTOR	331,418	383,449
84272010	FORK LIFT TRUCKS OF CAPACITY NOT EXCEEDING 3 TON	294,744	414,711
84272090	OTHER SELF PROPELLED TRUCK	887,257	452,032
84279000	OTHER WORK TRUCK FITTED WITH LIFTING/HANDLING EQUIPMENT	216,076	141,965
84281010	PANSSENGER LIFT	1,585,296	2,014,840
84281020	OTHER LIFTS AND SKIP HOISTS	14,881	146,622
84282000	PNEUMATIC ELEVATORS & CONVEYORS	181,034	116,378
84283200	OTHER ELEVATOR/CONVEYOR BUCKET TYPE	118,706	148,155
84283300	OTHER ELEVATOR/CONVEYOR BELT TYPE	395,952	2,117,294
84283910	ELEVAT/CONVEYORS-CEMENT PLANT	1,343,875	2,147,140
84283990	OTH CONVEYORS FOR GOODS/MATERI	491,119	515,568
84284000	ESCALATORS & MOVING WALKWAYS	2,123,976	499,692
84286000	TELEFERICS CHAIR-LIFT,SKI DRAGLINES, TRACTION MECHANISMS FOR FURNICULARS	9,277	14,263

PCT CHAPTER WISE BREAKUP OF IMPORTS

Rs. In Thousands

HSCODE	COMMODITY	Jul-Dec	Jul-Dec
		2017-18	2018-19
	MACHINERY/ COMPONENTS		
84289020	HYDRAULIC LIFT ASS OTH VEHICLE	317	-
84289090	OTH HYDRAULIC LIFT ASSEMBLY	1,258,089	1,502,779
84291100	TRACK LAYING BULLDOZER/ANGLEDZERS	434,149	202,662
84291900	OTHER; BULLDOZERS/ANGLEDZERS/TRACK LAYING	623,032	240,704
84292000	GRADERS AND LEVELLERS	524,626	321,891
84293000	SCRAPERS	248	216
84294000	TAMPING MACHINE & ROAD ROLLERS	1,958,257	325,206
84295100	FRONT-END SHOVEL LOADERS	1,891,847	1,315,186
84295200	MACHINERY WITH A 360 REVOLVING SUPER STRUCTURE	126,518	146,146
84295900	OTHER MECHANICAL SHOVALS,EXCAVATORS AND SHOVAL LOADERS	7,274,315	3,221,235
84301000	PILE-DRIVERS /PILE-EXTRACTORS	34,384	18,441
84302000	SNOW-PLOUGHS AND BLOWERS	4,779	-
84303100	SELF-PROP COAL ROCK CUTTER	44,460	32,980
84303900	OTHER SELF PROPELLED COAL/ ROCK CUTTER	13,250	28,910
84304100	OTHER BORING OR SINKING MACHINERY SELF-PROPELLED	176,390	363,494
84304900	OTHER BORING/SINKING MACHINERY NOT SELF PROPELLED	2,332,482	4,867,647
84305000	OTHER MACHINERY SELF PROPELLED	30,348	333,897
84306100	TAMPING OR COMPACTING MACHINERY NOT SELF PROPELLED	42,321	34,187
84306900	OTHER MACHINERY NOTSELF-PROPELLED	68,140	95,348
84311000	PARTS MACHINERY HEADING 84.25	173,418	80,983
84312000	PARTS MACHINERY HEADING 84.27	62,145	98,406
84313100	PARTS OF LIFTS,SKIP HOISTS & ESCALATORS	187,027	299,000
84313900	OTHER PARTS LIFTING/HANDLING/LOADING MACHINERY	1,000,754	1,317,260
84314100	BUCKETS SHOVELS GRABS & GRIPS	54,633	11,009
84314200	BULLDOZER OR ANGLEDZER BLADES	1,789	1,620
84314300	PARTS FOR BORING/SINKING MACHINERY OF SUBHEADING 8430.41 OR 8430.49	1,661,577	1,796,268
84314900	PART MACHINERY HEADING 84.26,84.29-30	2,365,110	2,827,562
84321010	CHISEL PLOUGHS	64	-
84321090	OTHER PLOUGHS	1,843	993
84322100	DISC HARROWS	9,043	1,233
84322910	CULTIVATORS	8,414	2,636
84322990	OTHER CULTIVATORS	1,057	3,882
84323100	NO-TILL SEEDER,PLANTER,TRANS	3,228	12,073
84323900	OTH PLANTERS & TRANSPLANTERS	3,685	6,046
84324100	MANURE SPREADERS	1,564	101
84324200	FERTILISER DISTRIBUTORS	-	2,763
84328010	ROTAVATORS	1,545	27

PCT CHAPTER WISE BREAKUP OF IMPORTS

Rs. In Thousands

HSCODE	COMMODITY	Jul-Dec	Jul-Dec
		2017-18	2018-19
	MACHINARY/ COMPONENTS		
84328090	OTHER ROTAVATORS	153,106	380,827
84329000	PARTS AGRICULTURAL,HORTICULTURAL MACHINERY	142,069	159,762
84331100	LAWN MOVERS FOR PARKS/SPORTS GROUND	2,567	2,333
84331900	OTHER MOVER FOR LAWN PARKS SPORTS GROUNDS	11,170	6,397
84332000	OTHER MOWERS INCLUDING CUTTER BARS FOR TRACTOR MOUNTING	22,914	7,116
84333000	OTHER HAY MAKING MACHINERY	6,387	10,541
84334000	STRAW OR FODDER BALER INCLUDING PICK-UP BALER	72,116	55,514
84335100	COMBINE HARVESTER-THRESHERS	604,623	943,079
84335200	OTHER THRESHING MACHINERY	82,150	1,759
84335900	OTHER HARVESTING MACHINES	140,222	217,101
84336000	MACHINES FOR CLEANING,SORTING OR GRADING EGGS,FRUIT,OTHER AGRICULTURAL PRODUCE	6,572	400,493
84339000	PARTS; MACHINES FOR CLEANING/SORTING OR GRADING EGGS ETC	63,876	74,470
84341000	MILKING MACHINES	44,486	29,492
84342000	DAIRY MACHINERY	99,740	35,809
84349000	PARTS OF MILKING/DAIRY MACHINERY	54,727	52,161
84351010	MACH FOR BEVERAGE MANUFACT	-	3,499
84351090	OTH MACH FOR BEVERAGE MANF	6,714	564
84359000	PART OF JUICE EXTRACTING MACHINERY	1,770	75
84361000	MACHINERY FOR PREPARING ANIMAL FEEDING STUFFS	234,621	148,158
84362100	POULTRY INCUBATORS & BROODERS	162,222	157,266
84362900	OTHER POULTRY KEEPING MACHINERY	934,886	2,393,914
84368000	OTHER MACHINERY	1,814	18,852
84369100	PARTS POULTRY KEEPING MACHINERY OR POULTRY INCUBATORS AND BROODERS	21,649	46,992
84369900	OTHER PART OF AGRICULTURAL/HORTICULTURAL MACHINERY	126,105	101,437
84371000	MACHINES FOR CLEANING,SORTING OR GRADING SEED, GRAIN,DRIED LEGUMINOUS VEGETABLES	412,682	623,593
84378000	OTHER MACHINERY	548,939	591,205
84379000	PARTS OF MACHINE USE IN MILLING INDUSTRY	285,252	292,972
84381000	BAKERY MACHINERY&MANUFACTURING MACARONI, SPAGHETTI	2,628,080	1,506,281
84382000	MACHINERY FOR MANUFACTURE OF CONFECTIONERY, COCOA OR CHOCOLATE	538,336	353,042
84383010	CRSUHERS FOR SUGARCANE	62	489
84383090	OTH MACH FOR SUGAR MANF	8,914	39,948
84384000	BREWERY MACHINERY	275	149
84385000	MACHINERY FOR PREPARATION OF MEAT/POULTRY	101,421	269,005
84386000	MACHINES FOR PREPERATION OFFRUITS/NUTS/ VEGETABLES.	108,219	431,201
84388010	OTH MACH FOR CEREAL FOOD MANF	2,781	4,943
84388020	OTH MACH FOR FISH PREPARATION	23,143	2,647
84388090	OTH MACHINERY OF OTH	606,105	777,396

PCT CHAPTER WISE BREAKUP OF IMPORTS

Rs. In Thousands

HSCODE	COMMODITY	Jul-Dec	Jul-Dec
		2017-18	2018-19
	MACHINARY/ COMPONENTS		
84389010	PARTS OF MACHINES OF HEADING 8438.3000 & 8438.4000	3,926	1,995
84389090	OTH PART FOOD/DRINK MAKE MACH	381,545	288,183
84391000	MACHINERY FOR MAKING PULP OF FIBROUS CELLULOSIC MATERIAL	31,847	87,377
84392000	MACHINERY FOR MAKING PAPER OR PAPER BOARD	115,735	223,979
84393000	MACHINERY FOR FINISHING PAPER OR PAPER BOARD	90,751	82,732
84399100	PARTS OF MACHINERY FOR MAKING PULP OF FIBROUS CELLULOUS MATERIAL	29,412	51,766
84399900	OTHER PARTS OF MACHINERY PAPER OR PAPER BOARD	248,175	654,516
84401000	BOOK BINDING MACHINERY INCLUDING BOOK SEWING MACHINES	118,465	45,312
84409000	PARTS OF BOOK BINDING MACHINERY	77	859
84411000	CUTTING MACHINES	359,052	521,588
84412000	MACHINES MAKING BAGS,SACKS/ENVELOPES	714,625	18,595
84413000	MACHINES MAKING CARTONS,BOXES,TUBES ETC	112,870	55,990
84414000	MACHINES MOULDING ARTICLE PAPER PULP,PAPER OR PAPER BOARD	109,744	139,126
84418000	OTHER MACHINES FOR MAKING PAPER&PAPER BOARD	174,495	201,436
84419010	PART MAC H-8441.1000,8441.4000	13,744	67,752
84419090	OTH PART PULP/PAPRE MKING MACH	86,779	90,884
84423000	OTHER MACHINERY APPARATUS & EQUIPMENT	68,660	18,982
84424000	PARTS BOOK BINDING MACHINERY	8,005	9,898
84425000	PRINT TYPE BLOCK PLATE L/GRAPH	83,490	93,919
84431100	OFF SET PRINTING MACHINERY REEL-FED	123,356	15,952
84431200	SHEET FED, OFFICE TYPE	46,908	3,028
84431300	OTH OFFSET PRINTING MACHINERY	829,394	1,343,234
84431400	LETTERPRESS PRI-MACH REEL FED	23,628	21,502
84431500	LT-PRESS P-MACH O/T R-FED,FLEX	-	23,961
84431600	FLEXOGRAPHIC PRINTING MACHIN	400,739	183,418
84431700	GRAVURE PRINTING MACHINERY	197,385	616,675
84431910	HOT STAMPING MACHINES	11,776	19,535
84431920	LABEL PRINTING /EMPOSSING MACH	33,454	40,914
84431930	OTH FLAT BED PRINTING PRESSES	5,604	6,340
84431940	OTH PROOF PRESSES	3,885	-
84431951	PRINT/DES MACH ON COTTON TEX.	1,176,221	1,923,187
84431959	OTH PRINT/DESIGN MACH	6,945	3,926
84431990	OTH MACH PRINT REPETITIVE WORD	579,628	359,212
84433100	FAXPRINTERS &COPIERS COMBINED	284,896	294,641
84433210	DOT MATRIX PRINTER FOR DP MACH	115,931	89,529
84433220	INK JET PRINTER FOR DP MACHINE	174,493	238,548
84433230	LASER JET PRINTERS	538,051	480,825

PCT CHAPTER WISE BREAKUP OF IMPORTS

Rs. In Thousands

HSCODE	COMMODITY	Jul-Dec	Jul-Dec
		2017-18	2018-19
	MACHINARY/ COMPONENTS		
84433240	LINE PRINTER	10,673	2,993
84433250	LETTER QUALITY DAISY W.PRINTER	1,562	-
84433260	FACSIMILE MACHINE	6,357	6,742
84433290	O-MACH CAPABLE TO CONNECT DPM	188,067	139,781
84433910	PHOTOCOPYING APPA FOR DP MACH	428,814	358,318
84433990	OTH PHOTOCOPYING APPARATUS	165,726	220,134
84439100	PART P-MACH PRINT BY PLATE/CYL	136,892	200,725
84439910	AUTOMATIC DOC FEEDER OF COPIER	4,030	1,134
84439920	OT PAPER FEEDER OF PHOTOCOPIER	859	1,150
84439930	OTH SORTERS OF PHOTOCOPIER	7,980	-
84439940	OTH PARTS OF PHOTOCOPIER	61,191	69,011
84439950	TONER,INK CART OF COMP PRINTER	180,314	159,082
84439990	OTH PARTS OF HEAD 84.42	370,057	621,476
84440000	MACHINES FOR EXTRUDING, CUTTING MAN MADE TEXTILE MATERIAL	138,631	381,882
84451100	CARDING MACHINES	1,074,188	1,552,536
84451200	COMBING MACHINES	635,695	450,928
84451300	DRAWING /ROVING MACHINES	1,261,378	1,010,844
84451910	OTH BLOW ROOM MACHINERY	601,224	882,573
84451990	OTH MACH PREPARING TEXT FIBRES	96,717	119,320
84452000	TEXTILE SPINNING MACHINES	4,369,824	5,394,757
84453000	TEXTILE DOUBLING OR TWISTING MACHINES	201,660	508,238
84454010	WEFT WINDING MACHINE	436,749	213,728
84454020	CONE/BOBBIN WINDING MACHINES	838,702	290,493
84454030	REELING MACHINES	3,344	2,591
84454090	OTHER TEXTILE WINDING MACHINE	893,203	580,789
84459000	OTHER MACHINERY,TEXTILE FIBRE	2,095,109	2,201,390
84461000	WEAVING MACHINES FABRICS WIDTH NOT > 30 CM	6,035	9,308
84462100	POWER LOOM FOR WEAVING FABRICS OF WIDTH EXCEEDING 30CM, SHUTTLE TYPE	19,930	32,557
84462900	OTHER MACHINES(LOOMS)	701,900	409,879
84463000	WEAVING MACHINES FABRIC OF WIDTH >30CM SHUTTLELESS TYPE	3,044,179	3,557,356
84471100	CYLINDER DIAMETER NOT EXCEEDING 165 MM	430,207	1,417,974
84471200	CYLINDER DIAMETER EXCEEDING 165 MM	412,485	489,053
84472000	FLAT KNITTING MACHINES,STITCH-BONDING MACHINES	140,707	160,147
84479010	MULTI HEAD EMBROIDERY MACHINES	3,169,716	2,709,427
84479090	OTH CIRCULAR KNITTING MACHING	112,473	280,699
84481100	DOBBIES JACQUARD,COPYING,PUNCHING OR ASSEMBLING MACHINES ETC	130,352	263,226
84481900	OTHER AUXILARY MACHINES HD 84.44-47	912,227	654,154

PCT CHAPTER WISE BREAKUP OF IMPORTS

Rs. In Thousands

HSCODE	COMMODITY	Jul-Dec	Jul-Dec
		2017-18	2018-19
	MACHINARY/ COMPONENTS		
84482000	PARTS&ACCESORIES MACHINES OF HEADING 84.44 OR OF THEIR AUXILIARY MACHINERY	58,380	77,304
84483110	TOPS & FLATS CARD CLOTHING	324,483	367,181
84483190	OTHER CARD CLOTHING	292,165	369,014
84483200	PART ACCESORY MACHINES TEXTILE FIBRE	40,940	37,635
84483310	SPINDLE FLYER RING TRAVLLERS	310,602	444,175
84483320	SPINDLES TEXTILE MACHINES	158,761	148,063
84483330	SPINNING RINGS	149,646	195,848
84483900	OTHER PARTS&ACCESSORIES 84.45	952,677	961,553
84484210	REEDS FOR LOOMS	67,551	49,067
84484290	OTHER HEALDS & HEALDS FRAME	83,830	63,581
84484910	SHUTTLES	26,310	828
84484990	OTH PART ACCESSORIES WEAV MACH	346,921	482,063
84485100	SINKERS NEEDLES & OTHER ARTICLES	288,772	181,187
84485900	OTHER PART ACCESSORY MACHINES HEAD 84.47	223,505	169,278
84490000	MACHINERY FOR MANUFACTURING OR FINISHING OF FELT OR NON WOVENS	66,111	47,975
84501110	WASH MACH FUL-AUT NOT>10KG C/S	-	131,090
84501190	OTH WASHIN MACH FUL-AUT NOT>10	669,226	269,648
84501210	O-MAC BUILT-CENTRIF DRIER C/SK	-	13,372
84501290	O-MACH BUILT-CENTRIFUGAL DRIER	102,244	20,375
84501919	OTH WASH MACH SEMI AUTO<10KG	-	104,792
84501999	O-MACH DRY LINE CAPA -NOT>10KG	77,937	37,623
84502010	MACH DRY LINE CAP>10KG CKD/SKD	-	11,241
84502090	MACHINE DRY LINE CAP EXCE10KG	66,947	33,811
84509000	PARTS FOR HOUSE HOLD OR LAUNDRY TYPE WASHING MACHINE	128,684	393,984
84511000	DRY-CLEANING MACHINES	9,493	227,895
84512900	OTHER DRYING MACHINES	682,229	734,377
84513000	IRONING MACHINES & PRESSES(INCLUDING FUSING PRESSES)	107,007	95,044
84514010	WASHING MACHINE (INDUSTRIAL)	529,110	561,705
84514020	BLEACHING MACHINE	119,505	31,323
84514030	DYEING MACHINE	574,471	1,210,739
84515000	MACHINES FOR REELING UNREELING FOLDING ETC	249,776	153,741
84518010	COATING OR LAMINATING MACHINES	180,294	93,168
84518020	FLOCKING MACHINES	3,893	1,336
84518030	DRESSING AND FINISHING MACHINE	237,319	222,757
84518040	MERCERIZING MACHINE	267,517	660,882
84518050	SANFORIZING MACHINES	93,502	87,959
84518060	STENTERING MACHINES	379,374	226,431

PCT CHAPTER WISE BREAKUP OF IMPORTS

Rs. In Thousands

HSCODE	COMMODITY	Jul-Dec	Jul-Dec
		2017-18	2018-19
	MACHINARY/ COMPONENTS		
84518070	SHRINKING MACHINES	144,215	94,995
84518090	OTHER MACHINES FOR WRINGLING/PASTING	1,787,542	1,244,100
84519000	PARTS FOR DRY CLEAN/DYEING MACHINES	257,742	259,422
84521010	SEWING MACHINES HOUSE-HOLD MACHINES CKD/SKD CONDITION	866	102
84521090	OTHER SEWING MACHINES HOUSEHOLD TYPE	102,307	65,004
84522100	AUTOMATIC UNITS SEWING MACHINE	174,658	88,932
84522900	OTHER SWING MACHINES INDUSTRIAL	1,544,352	2,093,740
84523000	SEWING MACHINE NEEDLES	88,957	102,479
84529020	FURNITURE,BASES COVER SEWI MAC	14,837	18,448
84529030	PARTS OF MACH-HEAD 8452.1090	35,983	23,011
84529090	OTH PARTS OTH SEWING MACHINE	135,400	178,697
84531000	MACHINES FOR PREPARING,TANNING OR WORKING HIDE,SKIN OR LEATHER	295,843	144,434
84532000	MACHINERY FOR MAKING/REPAIRING FOOTWEAR	234,804	192,957
84538000	OTHER MACHINES FOR REPAIRING HIDES-SKINS/LEATHER	23,440	14,495
84539000	PARTS OF MACHINE,TANNING,FOOTWEAR	67,904	65,026
84541000	CONVERTERS	10,414	528
84542000	INGOT MOULDS & LADLES	13,654	51,734
84543000	CASTING MACHINES	431,906	703,223
84549000	PARTS OF CONVERTERS LADLES ETC	101,454	164,597
84551000	TUBE MILLS	102,345	131,711
84552100	HOT OR COMBINATION HOT&COLD ROLLING MILLS	239,719	702,104
84552200	COLD, ROLLING MILLS	101,143	2,130,065
84553010	CAST IRON ROLLS OF DIAMETER NOT>91.44CM	28,645	24,339
84553090	OTHER ROLLS FOR ROLLING MILLS	199,873	1,040,319
84559000	OTHER PARTS METAL ROLLING MILLS	85,631	267,386
84561110	MACH OPERATED BY LASER	11,316	57,160
84561190	OTH MACH OPERATED BY LASER	44,345	201,948
84561210	MACH OPERATED BY PHOTON BEAM	-	2,442
84561290	OTH MACH OPER BY PHOTON BEAM	36,645	55,457
84562010	MACH FOR DRY-ETCHING PATTERNS	-	712
84562090	O-MACH OPERAE ULTRASONIC PROCE	22,255	4,838
84563000	MACHINE TOOLS WORKING BY ELECTRO DISCHARGE PROCESSES	19,796	49,611
84564000	MA OPER BY PLASMA ARC PROCESS	-	3,133
84565000	WATER-JET CUTTING MACHINES	-	475
84569000	O-MAC TOOL REMOV MATE BY LASER	23,119	55,942
84571000	MACHINING CENTRE FOR WORKING METAL	178,527	354,162
84572000	UNIT CONSTRUCTION MACHINES METAL	10,246	3,823

PCT CHAPTER WISE BREAKUP OF IMPORTS

Rs. In Thousands

HSCODE	COMMODITY	Jul-Dec	Jul-Dec
		2017-18	2018-19
	MACHINARY/ COMPONENTS		
84573000	MULTI STATION TRANSFER MACHINES WORKING METAL	23,337	2,002
84581100	HORIZONTAL LATHES NUMERICALLY CONTROLLED	114,673	47,723
84581900	OTHER, HORIZONTAL LATHES	176,068	254,113
84589100	OTHER LATHES NUMERICALLY CONTROLLED	112,129	79,894
84589900	OTHER LATHES REMOVING METALS	404,378	89,305
84591000	WAY TYPE UNIT HEAD MACHINES	16,649	11,746
84592100	OTHER DRILLING MACHINES NUMERICALLY CONTROLLED	1,947	30,614
84592910	DRILLING MACHINES CAPACITY UPTO 62MM IN CAST IRON& 50MM IN STEEL	15,545	18,574
84592990	OTHER DRILLING MACHINES	151,357	82,598
84593100	OTHER BORING/DRILLING MACHINES NUMERICALLY CONTROLLED	7,445	18,141
84593910	VERTICAL BORING,MILLING MACHINES CAPACITY 25MM	84	208
84593990	OTHER BOARING-MILLING MACHINES	86,040	74,526
84594100	OTH BROING MACH NUMERCAL CONT	11,154	14,122
84594900	OTHER BORING MACHINES	135,573	7,573
84595100	MILLING MACHINES KNEE TYPE NUMERICALLY CONTROLLED	8,933	2,456
84595910	HORIZONTAL,VERTICAL OR UNIVERSAL VERSIONS MILLING MACHINES	6,305	3,075
84595990	OTHER MILLING MACHINES KNEES TYPE	27,192	29,333
84596100	OTHER MILLING MACHINES NUMERICALLY CONTROLLED	3,948	56,696
84596910	VERTICAL TURRET MILLING MACHINES	1,924	20,418
84596920	UNIVERSAL ENGRAVING MACHINE WITH CLAMPING AREA 500X200MM	1,254	170
84596990	OTHER MILLING MACHINES	95,440	59,974
84597010	OTHER THREADING/TAPPING MACHINES NUMERICALLY CONTROLLED	-	4,108
84597090	OTHER THREADING/TAPPING MACHINES	13,087	19,367
84601200	F.SURFACE GRIND MACH NUM CONTR	-	557
84601900	FLAT SURFACE GRINDING MACHINES NOT NUMERICALLY CONTROLLED	41,009	39,675
84602300	CYLINDRICAL GRI MAC, NUM CNT	-	6,247
84602900	GRINDING MACHINES ACCURACY AT LEAST 0.01MM	20,978	14,179
84603100	SHARPENING MACHINES NUMERICALLY CONTROLLED	-	280
84603900	OTHER SHARPENING MACHINES NUMERICALLY CONTROLLED	20,957	1,315
84604000	HONING OR LAPPING MACHINES	40,765	18,873
84609010	BENCH TYPE GRINDING MACHINE	3,206	4,185
84609090	MACHINE TOOLS FOR DEBURRING/POLISHING	297,693	49,478
84612010	SHAPING MACHINES STROKE UPTO 45 CM	-	6,993
84612090	OTHER SHAPING/SLOTTING MCHINES	18,171	15,746
84613000	BROACHING MACHINES	1,744	10,574
84614000	GEAR CUTTING,GRINDING/GEAR FINISHING MACHINES	70,549	44,396
84615010	HIGH SPEED HACKSAW MACHINES DIAMETER 17.5CM, BLADES OF LENGTH NOT>45CM	25,957	15,665

PCT CHAPTER WISE BREAKUP OF IMPORTS

Rs. In Thousands

HSCODE	COMMODITY	Jul-Dec	Jul-Dec
		2017-18	2018-19
	MACHINARY/ COMPONENTS		
84615090	SAWING OR CUTTING OFF MACHINES	125,964	109,515
84619000	MACHINES TOOLS FOR METAL WORKING	44,540	19,754
84621010	FORGING NON-ALIE STAMPING MACHINE & HAMMERS	-	161,444
84621090	OTHER FORGING/DIE STAMPING MACHINES & HAMMERING	60,128	172,306
84622100	BEND,FOLD,ETC MACHINES NUMERICALLY CONTROLLED	36,698	184,877
84622900	NON NUMERICALLY CONTROLLED BENDING,FOLDING MACHINES	205,719	305,826
84623100	SHEARING MACHINES NUMERICALLY CONTROLLED	6,108	11,615
84623900	OTHER SHEARING MACHINES NOT NUMERICALLY CONTROLLED	55,400	43,158
84624100	PUNCHING/NOTCHING MACHINES NUMERICALLY CONTROLLED	11,196	76,749
84624900	OTHER PUNCHING/NOTCHING MACHINES INCLUDING SHEARING	212,490	123,736
84629110	HYDRAULIC PRESSES OF PRESSURE < 60.963 MT	2,287	36,530
84629190	OTHER, HYDRAULIC PRESSES	133,092	240,156
84629900	OTHER PRESSES FOR WORKING METAL	348,174	387,674
84631000	DRAW-BENCH FOR BARS,TUBES WIRE	82,770	33,332
84632000	THREADING ROLLING MACHINES	28,521	10,723
84633000	MACHINES FOR WORKING WIRE	82,365	87,685
84639000	OTHER MACHINE TOOL WORKING METALS	144,741	120,860
84641000	SAWING MACHINES	72,595	38,187
84642010	GRINDING MACHINES	20,935	41,645
84642090	POLISHING MACHINES	106,780	60,186
84649000	OTHER MACHINE TOOLS WORKING STONE/CERAMICS/CONCRETE	516,982	222,511
84651000	MACHINE FOR MECHANIC OPERATION	18	10,672
84652000	MACHINING CENTRES	-	830
84659110	HACKSAW MACHINE BLADES < 45.7CM	304	3,184
84659190	OTHER, SAWING MACHINES	15,710	46,816
84659200	PLAN MILL MOULD MACHINE	9,379	7,484
84659300	GRINDING SANDING POLISHING MACHINES	40,843	46,976
84659400	BENDING OR ASSEMBLING MACHINES	10,594	24,372
84659500	DRILLING OR MORTICING MACHINES	24,931	1,534
84659600	SPLIT SLICING PARING MACHINE	49	28,906
84659900	OTHER MACHINE TOOLS FOR WOOD ,CORK, ETC	106,808	129,610
84661000	TOOL HOLDERS SELF OPENING DIE HEADS	28,828	15,921
84662000	WORK HOLDERS	50,635	6,027
84663000	DIVIDING HEAD OTHER SPECIAL ATTACHMENT FOR MACHINE TOOLS	1,688	2,856
84669100	PART/ACCESSORIES MACHINE TOOLS W/STON ETC	2,575	21,971
84669200	PART/ACCESSORIES MACHINE TOOL W/WOOD ETC	39,019	39,479
84669310	PART MAC H-8458,8459,8460,8461	26,644	9,783

PCT CHAPTER WISE BREAKUP OF IMPORTS

Rs. In Thousands

HSCODE	COMMODITY	Jul-Dec	Jul-Dec
		2017-18	2018-19
	MACHINARY/ COMPONENTS		
84669390	OTH PART MACHINE H-8456TO 8461	158,094	84,233
84669410	PAR H-8462.1090,.9110,84659110	5,995	2,735
84669490	OTH PARTS MACH H- 8456 TO 8465	88,448	201,158
84671100	TOOL WORKING ROTARY TYP PNEUMATIC	23,574	8,388
84671900	TOOL WORKING OTHER TYPE PNEUMATIC	59,036	82,899
84672100	DRILLS OF ALL KINDS	167,382	149,813
84672200	SAWS SELF CONTAINED ELECTRIC-MOTOR	21,329	29,637
84672900	OTHER TOOL WITH ELECTRIC MOTOR	372,796	402,855
84678100	OTHER TOOL WORKING FOR CHAIN SAW	25,415	33,262
84678900	OTHER TOOL WORKING IN HAND	63,503	558,991
84679100	PARTS OF CHAIN SAWS	14,421	23,502
84679200	PARTS OF PNEUMATIC TOOLS	28,252	8,201
84679900	OTHER PART TOOL WORKING IN THE HAND	124,282	116,107
84681000	HAND HELD BLOW PIPES	126	1,037
84682000	OTHER GAS-OPERATED MACHINERY APPARATUS	16,329	66,760
84688000	OTHER MACHINERY AND APPARATUS	26,663	41,557
84689000	OTHER PART GAS OPERATED MACHINERY APPARATUS	40,876	39,471
84701000	ELECTRONIC CALCULATOR WITH OUT POWER	120,490	211,187
84702100	OTHER ELECTRONIC CALCULATOR MACHINE PRINTING-DEVICE	310	24
84702900	OTHER ELECTRONIC CALCULATING MACHININE	424	776
84703000	OTHER CALCULATING MACHINES	262	473
84705000	CASH REGISTERS	134,120	41,968
84709000	OTHER POSTAGE,TICKET ISSUE MACHINES	16,717	220,176
84713010	LAPTOP COMPUTERS,NOTEBOOKS	3,682,587	9,065,208
84713020	PERSONAL COMPUTERS(PCS)	6,753,373	7,492,161
84713090	OTHER PORTABLE COMPUTER <10 KG	868,573	500,616
84714110	DIGITAL AUTOMATIC DATA PROCESSING MACHINES	116	2,434
84714120	LARGE OR MAIN FRAME COMPUTERS	33,979	645
84714190	DATA PROCESSING MACHINES OTHER THAN MAIN FRAMES	156,633	140,477
84714900	OTH DVP MACH IN FORM OF SYSTEM	1,994,949	237,820
84715000	DIGITAL PROCESSING UNIT OTHER THAN THOSE OF SUBHEADING 8471.41-42	2,436,798	3,264,474
84716010	KEY BOARDS	49,704	66,337
84716020	MOUSE & OTHER PRINTING DEVICES	111,892	82,048
84716030	DOT MATRIX. PRINTER	250,960	1,038,150
84716090	OTHER, INPUT OUTPUT UNITS	506,554	98,297
84717010	FLOPPY DRIVE	132	38
84717020	HARD DISK DRIVE	344,159	630,847

PCT CHAPTER WISE BREAKUP OF IMPORTS

Rs. In Thousands

HSCODE	COMMODITY	Jul-Dec	Jul-Dec
		2017-18	2018-19
	MACHINARY/ COMPONENTS		
84717030	TAPE DRIVE	29,993	39,872
84717040	OPTICAL DISK DRIVE,INCLUDING CD-ROM&DVD Drive	3,208	8,630
84717050	OPTICAL&TAPE AUTO LOADER&LIBRARIES/JUKE-BOX	7,269	3,597
84717060	REMOVEABLE DISC DRIVES	319	1,711
84717090	OTHER STORAGE UNIT	574,588	147,886
84718010	NETWORKING EQUIPMENTS	4,954	304
84718090	OTHER UNITS AUTO DATA PROCESSING MACHINES	49,849	391,839
84719010	CONTROL UNITS	4,850	157,072
84719020	MUTLIMEDIA KITS FOR PCS,SPEAKER	79	138
84719090	OTHER DATA PROCESSING EQUIPMENTS	285,563	209,148
84721000	DUPLICATING MACHINES	1,039	726
84723000	SORTING/FOLDING/AFFIXING MACHINES	1,689	267
84729010	AUTOMATED TELLER MACHINES(ATM)	1,385,976	496,760
84729090	OTHER OFFICE MACHINES	772,544	349,102
84732100	PARTS/ACCESSORIES CALCULATING MACHINES OF SUBHEADING 8470.10,8470.21 OR 8470.29	55	83
84732900	OTH PARTS/ACCESSORIES ELECTRONIC CALCULATING MACHINES	4,039	4,322
84733010	CASING COMPUTER WITH POWER SUPPLY	13,056	10,739
84733020	TONER, INK CARTRIDGE FOR COMPUTER	9,658	4,721
84733090	OTHER PARTS/ACCESSORIES MACHINES HEADING 84.71	1,030,610	1,083,551
84734000	PARTS/ACCESSORIES MACHINE HEAD 84.72	139,031	257,780
84735000	PARTS/ACCESSORIES MACHINE HEADING 84.69-84.72	3,486	1,741
84741010	SORT/SCREEN/SEPARATING/WASHING MACHINES FOR CEMENT INDUSTRY	78,187	686
84741020	CRUSHING/SCREENING PLANT	65,728	31,348
84741090	OTHER SORT/SCREEN/SEPERATING/WASHING MACHINES	659,364	97,952
84742010	CRUSH/GRIND MACHINES,CEMENT INDUSTRY	633,252	4,243,981
84742090	OTHER CRUSHING/GRINDING MACHINES	1,539,844	353,241
84743110	CONCRETE/MORTAR MIXER CEMENT INDUSTRY	42,510	49,957
84743120	CONCRETE BATCHING PLANT	418,754	409,183
84743130	CONCRET TRANSIT MIXER DRUM	50,346	11,701
84743190	OTHER MACHINES MIX/KNEAD MINERALS WITH BITUMEN	769,713	105,171
84743210	MACHINE FOR MIX MINE & BITUMEN NOT >150 T/H	51,087	53,504
84743290	OTHER MACHINES FOR MIXING MINERAL WITH BITUMEN	1,339,275	87,733
84743900	OTHER MACHINES FOR MIXING MINERALS	548,579	15,863
84748010	HYDRAULIC PRESS FOR CERAMIC INDUSTRY>80 TON	332,562	1,157,426
84748090	MACHINES AGGLOMERAT/SHAPE,MINERALS	7,334,313	7,966,073
84749010	PARTS CRASH/ MIX/HYD PRES MACH	94,811	132,665
84749020	PART CEMENT/CONCRTE MIX MACH	895,975	574,114

PCT CHAPTER WISE BREAKUP OF IMPORTS

Rs. In Thousands

HSCODE	COMMODITY	Jul-Dec	Jul-Dec
		2017-18	2018-19
	MACHINARY/ COMPONENTS		
84749090	OT PART SORTING/SCREENING MACH	975,746	296,478
84751000	MACHINES ASSEMBLING ELECTRIC/ELECTRONIC LAMP	45,024	6,303
84752100	MACH FOR MAKING OPTICAL FIBRE	3,161	45
84752900	OTHER GLASS WORKING MACHINES	736,145	437,037
84759000	PARTS OF MACHINES H-NO.84.75	136,996	263,892
84762100	AUTOMATIC BEVERAGE VENDING MACHINE	12,783	8,076
84762900	OTHER, AUTOMATIC BEVERAGE-VENDING MACHINES	27,087	4,819
84768100	OTH MACH HEATING/REFRIG,DEVICE	38,426	1,792
84768900	OTHER MACHINE INCLUDING MONEY CHANGING MACHINES	2,721	5,689
84769000	PARTS OF MACHINE HEADING 84.76	8,256	392
84771000	INJECTION-MOULDING MACHINES	2,936,534	2,214,752
84772000	EXTRUDERS	1,139,510	1,190,606
84773010	BLOW MOULDING MACHINE CAPACITY NOT >0.228 LITRES	38,166	25,029
84773090	OTHER, BLOW MOULDING MACHINES	447,026	656,758
84774010	VACUUM MOULDING MACHINES & OTHER THERMOFORMING MACHINES CAPACITY NOT >0.228LT	42,262	26,861
84774090	OTHER VACUUM MOULDING, THERMOFORM MACHINE	91,441	81,317
84775100	MACHINES MOULDING PNEUMATIC TYRE, TUBE	1,711	7,522
84775900	OTHER MACHINES FOR MOLDING/FORMING	37,000	21,538
84778000	OTHER MACHINES FOR WORKING RUBBER/PLASTICS	2,131,873	2,236,603
84779000	PARTS OF MACHINE, WORKING RUBBER/PLASTICS	535,756	720,289
84781000	MACHINES FOR PREPARING TOBACCO	386,963	1,570,039
84789000	PARTS OF MACHINES OF HEADING-84.78	171,451	207,070
84791010	ASPHALT PAVERS	1,135,638	221,969
84791090	MACH FOR PUBLIC WORKS, BUILDING	350,564	338,966
84792000	MACHINES FOR EXTRACTING/PREPARING FATS/OIL	627,178	1,650,254
84793000	PRESSES FOR MANUFACTURE OF PARTICAL/FIBRE BOARD ETC	203,067	72,719
84794000	ROPE OR CABLE MAKING MACHINES	273,786	107,227
84795000	INDUSTRIAL ROBOTS (NOT ELSEWHERE SPECIFIED OR INCLUDED)	15,702	527,456
84796000	EVAPORATIVE AIR COOLERS	679,461	221,203
84797100	PASSE BOARD BRIDGE. AIRPORT USE	241,171	10,813
84797900	OTH PASSENGER BOARDING BRIDGES	7,818	8,092
84798100	MACHINES TREATING METAL INCLUDING ELECTRIC WIRE COIL-WINDERS	909,939	615,728
84798210	MATCH MAKING MACHINES	8,737	4,509
84798220	SOAP MAKING MACHINES	155,936	29,737
84798230	OIL REFINING MACHINES	124,855	1,146,783
84798290	OTHER CRUSHING MACHINE	1,474,765	2,095,317
84798910	FASTENING/THREAD SUCKING MACHINES	4,387	3,721

PCT CHAPTER WISE BREAKUP OF IMPORTS

Rs. In Thousands

HSCODE	COMMODITY	Jul-Dec	Jul-Dec
		2017-18	2018-19
	MACHINARY/ COMPONENTS		
84798920	MACHINES ATTACHING RIVETS/BUTTONS	9,735	6,672
84798930	TABLETING MACHINES	49,476	79,883
84798940	TYRE CHANGERS	11,251	-
84798950	CAPSULE POLISHERS	14,396	34,115
84798960	INDUSTRIAL VACUUM CLEANERS	1,923	-
84798990	OTHER MACHINES FOR GARMENTS	3,970,132	12,808,786
84799010	PARTS OF MACHINE HEAD 8479.8910	109,518	117,434
84799090	OTHER PARTS INDIVIDUAL FUNCTION MACHINES	724,700	1,199,561
84801000	MOULDING BOXES METAL FOUNDRY	70,979	6,885
84802000	MOULD BASES	34,554	92,056
84803000	MOULDING PATTERNS	6,829	8,845
84804100	INJECTION OR COMPRESSION TYPES	94,635	85,205
84804900	OTHER, MOULDS FOR METAL/CARBIDES	206,101	364,761
84805000	MOLULDS FOR GLASS	55,376	121,624
84806000	MOULDS FOR MINERAL MATERIALS.	204,046	204,725
84807100	INJECTION OR COMPRESSION TYPES	475,306	973,922
84807900	OTHER MOULDS FOR RUBBER/PLASTICS	1,484,864	1,749,298
84811000	PRESSURE-REDUCING VALVES	529,350	906,874
84812000	VALVES,OLEOHYDRAULIC/PNEUMATIC TRANSMISSIONS	129,150	205,291
84813000	CHECK VALVES	609,831	2,193,617
84814000	SAFETY OR RELIEF VALVES	666,409	498,169
84818010	COCK FUEL TANK FOR AGR-TRACTOR	4,341	517
84818020	OTH COCKS FOR M-CARS &VEHICLES	12,767	17,857
84818030	OTH COCKS FOR M-CARS &VEHICLES	3,100	5,462
84818090	OTH APPLIAN FOR PIPES,BOILERS	4,968,096	9,532,192
84819000	PARTS OF APPLICANCE H-NO.84.81	1,508,551	1,482,004
84821000	BALL BEARINGS.	3,418,887	3,931,747
84822000	TAPERED ROLLER BEARING INCLUDING CONE&TAPERED ROLLER ASSEMBLIES	573,090	559,832
84823000	SPHERICAL ROLLER BEARINGS	283,063	279,893
84824000	NEEDLE ROLLER BEARINGS	81,015	113,038
84825000	OTHER CYLINDRICAL ROLLER BEARINGS	199,990	185,538
84828000	OTHER COMBINED BALL/ROLLER BEARINGS	317,055	381,080
84829100	BALLS, NEEDLES/ROLLERS PARTS	115,533	194,271
84829910	RINGS OF BEARINGS	65,253	155,435
84829990	OTHER BALL OR ROLLRE BEARINGS	190,868	157,951
84831011	DIFFEREN SHAFT/PART AG-TRACTOR	52,205	59,417
84831012	SHAFT,ROCKER ARM ETC VEH-8711	251,240	192,079

PCT CHAPTER WISE BREAKUP OF IMPORTS

Rs. In Thousands

HSCODE	COMMODITY	Jul-Dec	Jul-Dec
		2017-18	2018-19
	MACHINARY/ COMPONENTS		
84831013	GEAR SHIFT ASSEMBLY HEAD87.11	12,005	11,407
84831019	OTH TRANSMISSION SHAFTS	929,499	1,426,828
84831090	OTHER TRANSMISSION SHAFTS/CRANKS	465,590	480,246
84832000	BEARING HOUSING-BALL/ROLLER BEARINGS	100,528	89,399
84833010	BEAR HOUSING NOT INCORPORATING PLAIN SHAFT BEARINGS	131,093	159,717
84833020	FABRIC BEARING NOT BALL BEARIN	157,129	102,559
84833030	PLAIN SHAFT BEARING VEH H-87	2,259	4,337
84833090	OTHER BEARING NOT INCORPORATING BALL PLAIN SHAFT-BEARINGS	726,926	992,065
84834011	GEAR BOXES/S-CHANG AG-TRACTOR	23,351	27,316
84834012	GEARS FOR VEHICLES H- 8711	68,938	115,685
84834019	OTH GEARS FOR VEHICLES H-87	807,973	862,307
84834090	OTHER GEAR & GEARING OTHER THAN TOOTHED WHEEL	2,043,103	2,207,486
84835010	FLYWHEELS	13,212	11,567
84835020	PULLEYS, INCLUDING PULLEY BLOCKS	433	134
84835030	OTH PULLY/PULLEY BLOCKS	9,687	12,696
84835090	OTHER FLYWHEELS	77,425	114,334
84836010	CLUTCHES	124,492	55,050
84836091	CLUTCHES/SHAFT COUPLI VEH-8711	1,938	2,374
84836092	OTH CLUTCHES M-CARS &VEHICLES	37,846	54,306
84836099	OTHER CLUTCHES	275,662	704,769
84839010	TOOTHED WHEELS ETC AGR-TRACTOR	1,968	2,394
84839020	CHAIN SPROCKETS VEH H-87.11	2,746	3,986
84839030	OTH CHAIN SPROCKETS CARS&VEH	2,759	3,053
84839090	OTH COMPONENTS FOR VEHICLES	325,554	428,931
84841010	SPIRAL WOUNDS	44,842	46,949
84841021	GASKET&JOINT,AGR-TRACTO EXC4*4	24,395	24,208
84841022	GASKET WATER-PUMP VEH-87032193	5,257	1,762
84841029	OTHER GASKETS & SIMILAR JOINTS	207,485	192,853
84841090	OTHER GASKETS&SIMILAR JOINTS METAL	339,882	290,069
84842010	SPIRAL WOUNDS MECHANICAL SEALS	4,578	11,056
84842020	METAL JACKET GASKETS	39,120	86,346
84842090	OTHER MECHANICAL SEALS	404,845	342,429
84849000	OTHER GASKET&SIMILAR JOINT,DISSIMILAR IN COMPOSITION	506,858	751,787
84862000	MACH FOR MANUF ELE INTEGRA CIR	4,034	1,463
84863000	MACH FOR MANUF FLAT PANEL DISP	-	887
84864000	MACH FOR MANU OF I-CIRCUIT,NES	12,164	1,744
84869000	PARTS&ACCE OF MACH MANU S-COND	209	824

PCT CHAPTER WISE BREAKUP OF IMPORTS

Rs. In Thousands

HSCODE	COMMODITY	Jul-Dec	Jul-Dec
		2017-18	2018-19
	MACHINARY/ COMPONENTS		
84871000	SHIPS/BOATS,PROPELLERS&BLADES	5,406	4,196
84879010	OTH OIL SEALS FOR VEHICL CH-87	134,472	136,417
84879090	O-PARTS&ACCE NOT CON ELE-CONNE	133,177	527,093
	TOTAL MACHINARY/ COMPONENTS	335,713,869	351,907,163
	ELECTRICAL MACHINERY,EQUIP,PARTS		
85011000	ELECTRIC MOTOR OUTPUT NOT >37.5.WATT	513,149	632,128
85012000	UNIVERSAL AC/DC MOTOR >37.5 W	523,462	500,512
85013110	PHOTOVOLT.GENERAT.WITH CELLS	45,160	58,540
85013190	OTH DC MOTOR/GEN 0-P=750 WATT	225,429	207,109
85013210	O-DC MOTOR/GEN 0-P-750W-75KW	12,221	3,000
85013290	OTH DC MOTOR/GENERA>75KW<3750W	38,410	122,228
85013300	OTHER DC MOTOR/GENERATOR 0UTPUT>75KW BUT NOT>375KW	21,799	308,597
85013400	OTHER DC MOTOR/GENERATOR OUTPUT >375KW	143,758	344,605
85014010	OTHER AC MOTOR SINGLE PHASE OUTPUT NOT >60 WATTS	388,308	448,522
85014090	OTHER AC MOTORS	935,015	603,417
85015110	SUBMERSIBLE MOTORS OUTPUT<750W	8,916	25,493
85015120	CLUTCH MOTOR SEWING MAC<750W	17,468	79
85015190	OTH AC MOTORS MULTI-PHASE<750W	287,205	718,089
85015210	SUBMERS MOTOR OUTPUT>750W<75KW	112,322	154,454
85015220	CLUTCH MOTOR SEW MAC >750<75KW	22,023	9,980
85015230	GEARED MOTORS >750W BUT <75KW	399,889	357,934
85015290	OTH AC MOTOR M-PH >750W <75KW	696,144	775,894
85015310	AC MOTORS OUTPUT>75KW BUT NOT EXCEEDING >375 KW (500 HP)	177,843	84,780
85015320	SUBMERSIBLE MOTOR STAINLESS STEEL	3,956	1,265
85015330	GEARED MOTORS	94,351	71,257
85015340	H.T. MOTOR WITH OPERATING INPUT VOLTAGE ABOVE 1KV	102,921	12,317
85015390	OTHER AC MOTORS SINGLE PHASE	712,294	377,447
85016100	AC GENERATORS OUTPUT NOT >75 KVA	260,100	344,015
85016200	AC GENERATORS OUTPUT >75KVA BUT NOT EXCEEDING 375KVA	156,729	135,009
85016300	AC GENERATOR 0UTPUT >375KVA BUT NOT >750KVA	50,181	20,420
85016410	AC GENERATOR O-PUT 750-1100KVA	47,110	40
85016490	OTH AC GENERATOR/ELEC MOTOR	307,359	250,108
85021110	ELECTRIC GENERATING SET INTERNAL COMBUSTION ENGINES NOT >5KVA	142,014	21,464
85021120	ELE-GENERATER DIESEL 5-20 KVA	188,133	291,531
85021130	ELE-GENERATER DIESEL 20-50 KVA	517,864	617,551
85021190	OTHER GENERATING SETS INTERNAL COMBUSTION PISTON ENGINES	218,275	2,097,942

PCT CHAPTER WISE BREAKUP OF IMPORTS

Rs. In Thousands

HSCODE	COMMODITY	Jul-Dec	Jul-Dec
		2017-18	2018-19
	ELECTRICAL MACHINERY,EQUIP,PARTS		
85021200	GENERATING SET WITH INTERNAL COMBUSTION ENGINE >75 BUT NOT >375KVA	1,425,802	1,565,422
85021310	GENERATING SET INTERNAL COMBUSTION ENGINES >375 BUT NOT >1100 KVA	1,377,005	924,633
85021390	OTHER GENERATING SET INTERNAL COMBUSTION PISTON ENGINES	1,604,201	1,994,344
85022010	GENER SET(SP-ING ENG)OP<5KVA	-	290,958
85022020	GENER SET(SP-ING ENG)OP>375KVA	2,905,318	292,615
85022090	OTH GENER SETS (SP-IG)	-	561,323
85023100	GENERATING SETS,WIND POWERED	28,645,426	2,117,424
85023900	OTHER GENERATING SETS	10,351,796	5,942,956
85024000	ELECTRIC ROTARY CONVERTERS.	352	878
85030010	PARTS OF MACHINE HEAD 85.01	342,315	1,043,354
85030020	PARTS MACHINE HEAD 85.01&85.02	503,912	748,600
85030090	OTH PARTS MOTORS GENERATORS	1,228,635	4,347,760
85041000	BALLAST FOR DISCHARGE LAMPS/TUBES	72,005	41,308
85042100	LIQUID DI-ELECTRIC TRANSFORMER HAVING POWER HANDLING CAPACITY NOT>650KVA	139,314	449,242
85042200	LIQUID DI-ELECTRIC TRANSFORMER POWER HANDLING CAPACITY>650 BUT NOT >10,000	689,293	78,575
85042300	LIQUID DI-ELECTRIC TRANSFORMER >10000 KVA	4,419,255	4,221,430
85043100	OTHER TRANSFORMER WITH POWER HANDLING CAPACITY NOT>1 KVA	552,054	487,875
85043200	OTHER TRANSFORMER >1KVA BUT <16KVA	106,775	33,509
85043300	OTHER TRANSFORMER >16 KVA BUT <500 KVA	822,969	458,832
85043400	OTHER TRANSFORMER WITH POWER HANDLING CAPACITY >500 KVA	4,192,273	479,316
85044010	STATIC CONVERTERS UNINTERRUPTED SUPPLY OF POWER(UPS) RATING UPTO 1.5 KVA	272,451	438,934
85044020	BATTERY CHARGERS	910,350	1,070,189
85044030	CHARG STATION FOR ELEC. VEH	-	176
85044090	OTHER UNINTERRUPTED POWER SUPPLY	6,975,359	7,411,671
85045000	OTHER INDUCTORS	530,730	1,502,759
85049010	ON LOAD TAPE CHANGER TRANSFORMERS	226,354	90,466
85049020	BUSHINGS FOR POWER TRANSFORMERS	51,299	53,468
85049030	PARTS STATIC CONVERTERS(UPS)	124,047	40,768
85049040	TOROIDAL CORES&STRIPS -150 MM	9,873	23,288
85049090	OTHER PARTS FOR POWER TRANSFORMERS	700,601	308,982
85051100	PERMANENT MAGNETS AND ARTICLES	76,257	135,455
85051900	OTHER PERMANENT MAGNETS & ARTICLES	149,563	244,441
85052000	ELECTRO-MAGNETIC COUPLINGS,CLUTCHES&BRAKES ETC	19,448	17,940
85059000	OTHER ELECTRO-MAGNETIC INCLUDING PART HD 85.05	103,109	77,516
85061000	MANGANESE DIOXIDE PRIMARY CELLS & BATTERIES	523,345	545,338
85063000	MERCURIC OXIDE PRIMARY CELL&BATTERIES	34	49
85064000	SILVER OXIDE PRIMARY CELL&BATTERIES	14	-

PCT CHAPTER WISE BREAKUP OF IMPORTS

Rs. In Thousands

HSCODE	COMMODITY	Jul-Dec	Jul-Dec
		2017-18	2018-19
	ELECTRICAL MACHINERY,EQUIP,PARTS		
85065000	LITHIUM PRIMARY CELL&BATTERIES	168,410	281,626
85066000	AIR ZINC PRIMARY CELL&BATTRIES	4,999	2,910
85068000	OTHER PRIMARY CELL&BATTERIES	285,113	271,646
85069010	BRASS CAPS FOR DRY BATTERY CELL	-	2
85069090	OTHER PARTS PRIMARY CELL&BATTERIES	17,417	16,243
85071010	MEANT M-CARS H-87.03&VEH-4,11	72,232	25,207
85071020	MEANT FOR VEH H-87.01,2,4	273	752
85071090	OTH LEAD-ACID -STARTING ENGINE	7,476	9,690
85072010	LEAD-ACID BATTERY FOR TELE EXCH	10,765	346,760
85072090	OTHER LEAD-ACID ACCUMULATORS	3,621,334	2,373,504
85073000	NICKEL-CADMIUM ACCUMULATORS	25,404	62,336
85074000	NICKEL-IRON ACCUMULATORS	62	-
85075000	BATTRIES NICKEL-METAL HYDRIDE	10,713	15,363
85076000	BATTRIES LITHIUM-ION	192,310	491,986
85078000	OTHER ACCUMULATORS	150,511	188,839
85079000	PARTS ELECTRIC ACCUMULATORS INCLUDING SEPERATORS,WHETHER OR NOT RECTANGULAR	186,786	263,175
85081110	VACUM CLEANER POWER NOT>1500W	-	989
85081190	VACUUM CLEANER POWER NOT>1500W	50,536	82,954
85081910	OTH VAC CLEANER SELF MOT CKD/S	-	19
85081990	OTH VACUUM CLEANERS SELF MOTOR	28,944	33,108
85086011	INDUST VACUUM CLEANER CKD/SKD	-	8,436
85086019	INDUTRIAL VACUUM CLEANER	11,438	11,899
85086099	OTH INDUSTRIAL VACUUM CLEANER	1,868	12,327
85087000	PARTS OF VACCUM CLEARNERS	2,932	8,508
85094010	FOOD GRINDERS ELECTRO MECHANICAL DOMESTIC APPLIANCES	207,550	232,202
85094020	FRUIT MIXER ELECTRO MECHANICAL DOMESTIC APPLIANCES	33,028	16,273
85094030	FRUIT/VEGETABLE JUICE EXTRACTORS ELECTRO-MECHANICAL DOMESTIC APPLIANCES	125,636	167,048
85098000	OTHER ELECTRO-MECHANICAL DOMESTIC APPLIANCES	46,480	57,230
85099000	PARTS ELECTRO-MECHANICAL DOMESTIC APPLIANCES	310,015	320,789
85101000	SHAVERS	57,824	92,732
85102000	HAIR CLIPPERS	74,374	22,266
85103000	HAIR-REMOVING APPLIANCES	58,866	24,411
85109000	PART OF SHAVER/CLIPPER/REMOVER	3,583	17,180
85111000	SPARKING PLUGS	645,846	918,307
85112010	MAGNETO FOR VEH OF HEAD-8711	23,231	10,499
85112090	OTH IGNITION MAGNETOS/DYNAMOS	35,905	32,360
85113010	IGNITION COILS FOR VEH, H-8711	34,326	20,591

PCT CHAPTER WISE BREAKUP OF IMPORTS

Rs. In Thousands

HSCODE	COMMODITY	Jul-Dec	Jul-Dec
		2017-18	2018-19
	ELECTRICAL MACHINERY,EQUIP,PARTS		
85113020	OTH IGNITI-COIL FOR CARS/M-VEH	189,487	138,453
85113090	OTH DISTRIBUTORS/IGNITI-COILS	21,836	33,989
85114011	S-MOTOR-AG-TRACTOR-H-8701.9020	481	209
85114012	OTH STARTER-MOTOR M-CARS&VEH	22,290	29,673
85114019	OTH STARTER-MOTOR S	70,787	51,858
85114090	DUAL PURPOSE STARTER GENERATORS	44,732	76,338
85115010	ALTERNATOR ASSEMBLY OF TRACTOR	41	444
85115020	ALTERNATOR ASSEMBL OF CARS/VEH	7,265	22,740
85115090	OTH ALTNATOR ASSEMBLY FOR OTH	42,064	17,572
85118010	HEATER/GLOW PLUGS- AGR-TRACTOR	180	-
85118020	HEATER/GLOW PLUGS-M-CARS&VEH	3,444	9,091
85118030	CAPACIT DIS IGNI UNIT(CDI)8711	25,683	11,852
85118040	CDI UNIT FOR CARS & VEHICLES	8,668	9,743
85118090	O/EQUIP(IGNI COIL,CUT-OUT,ETC)	6,806	17,697
85119010	ALUM CASTED DISTRI CASE M-CARS	94	-
85119020	OTHER PARTS FOR M-CARS & VEHIC	604,262	799,968
85119090	OTH ELECTRI IGNI/STARTING EQUI	16,557	46,599
85121000	LIGHTING OR VISUAL SIGNALLING EQUIPMENT FOR BICYCLE USE	954	278
85122010	HEAD LIGHT FOR MOTOR VEHICLES	30,531	40,515
85122020	HEAD LIGHT FOR VEH-H-8701.9020	1,882	263
85122090	OTHER LIGHTING SIGNALLING EQUIPMENT	1,185,446	1,668,691
85123010	SOUND SIGN EQU VEH H-8703,4,11	51,557	55,153
85123020	SOUND SIGN EQU VEH H-8701,2	91	2
85123030	ANTI-THEFT ALARM OF VEH CH 87	26,534	21,878
85123090	OTH SOUND SIGNILING EQUIPMENT	61,425	40,615
85124010	WIPER ARM,BLA CAR-H-8703 V-3,4	10,597	13,184
85124020	WIPER ARM,BLAD VEH-H-8704.2219	770	708
85124090	OTH LINK ASSEMBLY WIPER ARM/BL	21,583	17,869
85129010	PARTS OF PRODUCT H-85124011,12	131	2,132
85129020	KNOB OF LITE SWITCH OF TRACTOR	-	4
85129030	KNOB FOR LITE SWITCH OF CAR-VE	384	-
85129090	OTH ELECTRI LIGH/SIGNAL EQUIPM	143,460	118,983
85131010	MINER'S SAFETY LAMPS	8,405	17,056
85131020	OTHER SAFETY LAMPS; MORES SIGNALLING LAMPS;EXAMINATION LAMPS	165	720
85131030	RECHARGEABLE EMERGENCY LIGHT	595,432	460,846
85131040	TORCHES	210,534	296,173
85131050	HURICANE LANTERNS	8,696	179

PCT CHAPTER WISE BREAKUP OF IMPORTS

Rs. In Thousands

HSCODE	COMMODITY	Jul-Dec	Jul-Dec
		2017-18	2018-19
	ELECTRICAL MACHINERY,EQUIP,PARTS		
85131090	OTHER PORTABLE ELECTRIC LAMPS	21,032	17,345
85139010	PARTS OF MINERS SAFTY LAMPS	10	49
85139090	OTH PARTS OF ELECTRIC LAMPS	3,712	1,404
85141000	RESISTANCE HEAT FURNANCE\OVEN	58,568	39,236
85142000	FUR\OVE BY INDUCTION\DI-ELE LOS	74,744	517,850
85143000	OTH FURNANCES AND OVENS	723,092	850,556
85144000	OTH INDUCTION/DI-ELECTRIC HEATING EQUIPMENT	120,915	126,223
85149000	PARTS OF INDUS/LAB FURN & OVEN	80,201	166,753
85151100	SOLDERING IRON AND GUNS	41,902	71,981
85151900	OTHER BRAZING/SOLDERING IRONS&GUNS	107,306	207,493
85152100	MACHINES&APPARATUS FOR RESISTANCE WELDING OF METAL	25,017	26,921
85152900	OTHER MACHINES RESISTANCE WELDING OF METAL	95,809	76,400
85153100	MACHINES&APPARATUS FOR ARC WELDING METAL FULLY/PARTLY AUTOMATIC	53,320	37,334
85153900	OTHER MACHINES/APPARATUS ARC WELDING METAL	545,998	287,741
85158000	OTHER MACHINES/APPARATUS HOT SPRAYING METAL	87,474	203,989
85159000	PARTS(OF HEADING NO.85.15)	87,731	310,549
85161010	ELE INST/IMERSION HEATER CKD/S	-	782
85161090	ELE INSTANEOUS/IMERSION HEATER	63,868	40,688
85162100	STORAGE HEATING RADIATORS	16,555	8,848
85162900	OTHER ELECTRIC SPACE/SOIL HEATNG APPARATUS	165,152	253,536
85163100	HAIR DRYERS	27,245	45,854
85163200	OTHER HAIR DRESSING APPARATUS	33,255	42,513
85163300	HAND DRYING APPARATUS	5,909	2,912
85164000	ELECTRIC SMOOTHING IRONS	120,194	101,694
85165010	MICROWAVE OVENS CKD/SKD	-	342
85165090	MICROWAVE OVENS	134,752	33,281
85166010	ELECTRIC OVEN	54,785	52,304
85166020	ELECTRIC RANGES	763	128
85166030	ELECTRIC ROASTERS/GRILLERS	3,300	4,435
85166090	OTHER APPLIANCES USED DOMESTIC PURPOSE	149,716	167,274
85167100	ELECTRIC COFFEE OR TEA MAKERS	39,558	29,658
85167200	ELECTRIC TOASTERS	30,410	41,864
85167910	INSECT KILLER	10,305	14,747
85167990	OTH ELECTRO THERMIC APPLIANCES	109,973	169,798
85168010	ELECTRIC HEATING ELEMENT FOR REFRIGERATORS	52,662	65,996
85168090	OTHER ELECTRIC HEATING RESISTOR	65,435	72,987
85169000	PARTS ELECTRO-THERMIC APPLIANCES H-85.16	847,889	1,106,784

PCT CHAPTER WISE BREAKUP OF IMPORTS

Rs. In Thousands

HSCODE	COMMODITY	Jul-Dec	Jul-Dec
		2017-18	2018-19
	ELECTRICAL MACHINERY,EQUIP,PARTS		
85171100	LINE TELEPHONE CORDLESS HANDSETS	67,782	34,454
85171211	CELLULAR MOBILE PHONE CKD/SKD	-	27
85171219	OTH CELLULAR MOBILE PHONE	39,909,150	46,822,900
85171220	FIXED WIRELESS TERMINAL & CDMA	2,115	2,619
85171230	SATELLITE MOBILE PHONE	2,066	9,488
85171290	OTH T-PH FOR CELL/WIRELESS NET	363,894	407,283
85171810	VIDEO PHONE FOR CEL/W-LESS NET	2,181	2,611
85171890	OTH VIDEO PHONE CEL/W-LESS NET	83,765	75,518
85176100	BASE STATIONS FOR WIRELESS N-W	2,088,326	4,290
85176210	VOICE FREQUECY TELEGRAPHY MACH	208,799	878
85176220	MODEMS	1,311,205	69,277
85176230	HIGH BITRATE DI HIERC SYS(SDH)	195	2,331
85176240	DIGITAL LOOP CARRIER SYS (DLC)	46,049	1,002
85176250	SYNCHRONOUS DI-HIE-SYS (SDH)	7,113	31,922
85176260	MULTIPLEXER, STATISTICAL M-PLX	12,357	15,465
85176270	ROUTERS	681,120	1,291,479
85176290	OTH RECEP/TRANS/ROUT/ MACH	14,434,599	14,733,486
85176910	MODEMS	1,957	16,390
85176920	CONCENTRATORS	95	-
85176940	OTHER MULTIPLEXERS	1,683,014	2,505,809
85176950	SET TOP BOX FOR INTERNET ACCES	28	8,355
85176960	OTH ATTACHMENT FOR TELEPHONE	-	543
85176970	OTH LAN HUBS,BRIDGE,SWITC	1,636,807	1,860,081
85176980	MULTISTATION ACCESS UNITS	60,601	48,353
85176990	OTHER APPARATUS FOR RECP/TRANS	831,067	1,124,405
85177000	PARTS OF NETWORKING EQUIP	4,086,787	4,040,366
85181010	MICROPHONE FREQUENCY 300 TO HZ-3.4 KHZ	9,273	4,353
85181090	OTHER MICROPHONE AND STANDS	38,773	41,944
85182100	SINGLE LOUD SPEAKERS MOUNTED IN ENCLOSURE	220,567	187,255
85182200	MULIPLE LOUD SPEAKER MOUNTED IN ENCLOSURE	110,751	258,864
85182910	LOUD SPEAKER WITHOUT HOUSING FREQUENCY RANGE OF 300HZ TO 3.4KHZ	6,773	8,761
85182990	OTHER LOUD SPEAKER NOT MOUNTED IN ENCLOSURE	514,309	460,573
85183000	HEADPHONES/EARPHONES/MICRO PHONE SPEAK SET	375,785	458,477
85184000	AUDIO FREQUENCY ELECTRIC AMPLIFIER	34,518	39,298
85185000	ELECTRIC SOUND AMPLIFIER SETS	33,859	23,859
85189000	PARTS & ACCESSORIES HEAD 85.18	73,595	86,140
85192000	APPA OPERATED BY COINS,BANKNOT	-	2,253

PCT CHAPTER WISE BREAKUP OF IMPORTS

Rs. In Thousands

HSCODE	COMMODITY	Jul-Dec	Jul-Dec
		2017-18	2018-19
	ELECTRICAL MACHINERY,EQUIP,PARTS		
85193000	TURNTABLES (RECORD-DECKS)	67	61
85198110	DUBBING SYSTEM OF FILM STUDIOS	5,793	10
85198190	O-DUBBING SYSTEM PRODU HOUSES	1,765	325
85198910	OTH COMPACT DISK PLAYERS	29	134
85198920	DUBBING SYST FILM STUD/P-HOUSE	18	200
85198930	MP-3 PLAYER	16,900	12,277
85198990	OTH SOUND RECOR/REPRODU APPA	15,560	34,870
85211010	V.C.R	10	-
85211090	OTHER MAGNETIC TAPE TYPE VIDEO RECORDING	46,845	35,998
85219010	LASER VIDEO DISC PLAYER	52	302
85219090	OTHER VIDEO RECORDING/REPRODUCING APPARATUS	103,721	105,835
85229000	OTHER EQUIPMENT/ACCESSORIES HEADING 85.19-85.21	480,964	1,045,833
85232100	CARDS INCORPORTAING MAG STRIPE	143,332	535,830
85232910	MAGNETIC DISCS	1,305	-
85232930	AUDIO CASSETTES	6	18
85232940	VIDEO CASSETES	-	240
85232990	OTH MAGNETI MEDIA	4,505	4,394
85234110	COMPACT DISC (CD)UN-RECORDED	15,446	15,085
85234120	DIGITAL VERSATILE(CD)UNRECORDE	14,032	16,488
85234190	OTHER OPTICAL MEDIA UNRECORDED	7,633	6,379
85234910	OPTICAL MEDIA CONTAIN SOFTWARE	5,184,525	7,147,740
85234920	DISCS FOR LASER READIND SYSTEM	2,244	66,614
85234990	OTH OPTCAL MEDIA CON SOFTWARE	38,194	8,190
85235110	OTH OPTICAL MEDIA	19,026	30,760
85235120	OTH MULT MEDIA STORAGE DEVICE	17,430	15,014
85235130	STORAGE DEVICES CONT. SOFTWARE	660,498	74,990
85235190	OTH SEMICONDUCTOR MEDIA	59,308	71,162
85235210	SIM CARDS	807,702	659,186
85235220	MEMORY CARDS	695,165	721,100
85235290	OTHER SMART CARDS	231,211	238,070
85235910	PROXIMITY CARDS AND TAGS	145,986	242,773
85235990	OTHER SEMICONDUCT MEDIA	13,935	20,445
85238010	DATA/SOUND RECORDED AUTO.DPM	81	314
85238020	GRAMOPHONE RECORDS	-	50
85238030	INFORMATION TECH SOFTWARE	-	29,302
85238040	EDUCATIONAL VIDEO TAPES	6	41
85238050	DIGITAL QURAN	189	3,811

PCT CHAPTER WISE BREAKUP OF IMPORTS

Rs. In Thousands

HSCODE	COMMODITY	Jul-Dec	Jul-Dec
		2017-18	2018-19
	ELECTRICAL MACHINERY,EQUIP,PARTS		
85238090	OTH MEDIA FOR RECORDING SOUND	386,467	22,231
85255010	DIG-RADIO/MOBILE N-WORKS SYST	736	2,781
85255020	TV BROADCAST TRANSMITTER	12,026	87
85255030	COMMUNICATION JAMMING EQUIP	4,496	-
85255040	WIRELESS MICROPHONE	1,270	789
85255090	OTHER TRANSMISSION APPARATUS	30,032	53,011
85256010	BLUE TOOTH CONN TO DP MACHINE	1,930	2,364
85256020	RADIO PAGING APPARATUS	106	13
85256030	MODEMS FOR TRANSMISSION APPARA	60,922	265,382
85256050	OTH SATELLITE COMMUNICAT EQUIP	303	-
85256060	VEHICLE TRACKING SYSTEM	97,458	108,597
85256090	OTH TRANSMISSION RECEPTION APP	121,352	45,345
85258010	CLOSE CIRCUIT TV CAMERAS	262,028	390,140
85258020	MULMEDIA STILL/VIDEO CAMERA	3,253	3,719
85258030	TELEVISION CAMERAS	2,077	2,139
85258040	DIGITAL CAMERAS	69,400	82,586
85258050	VIDEO CAMERA RECORDERS	25,045	6,352
85258090	OTH TV/VIDEO/DIGITAL CAMERA	897,443	284,381
85261000	RADAR APPARATUS	65,105	194,438
85269100	RADIO NAVIGATIONAL AND APPARATUS	15,917	56,507
85269200	RADIO REMOTE CONTROL APPARATUS	1,731	4,898
85271200	POCKETSIZE RADIOCASSETE PLAYER	43	468
85271300	OTHER APPARATUS WITH SOUND RECORDING/REPRODUCING APPARATUS	5,327	-
85271900	OTHER RADIO/BROADCAST/RADIO TELEPHONY/TELEGRAPHY	16,134	11,347
85272110	RADIO-BROA RECE FOR VEH-H-8703	52,269	29,654
85272190	OTH REC COMB W/SOUND RECO APPA	1,458	816
85272910	OTH RADIO B-RECEIVE VEH H-8703	103,302	99,254
85272990	OTH RADIO APPA CAPABLE OF REC	724	1,208
85279100	OTH APPA COMB W/SOUND REC/PRO	54	48
85279200	APPA NOT COMB W-S-RECOR/REPROD	538	-
85279910	MODEMS FOR SUND RECOD APPA	-	36
85279990	OTH REPROD APPA COMBIN W-CLOCK	3,629	2,102
85284200	OTH MONITOR	984	5,668
85284900	OTH CATHODE-RAY TUBE MONITORS	114,574	6,032
85285200	OTH MONITOR DATA PROCESSING SY	255,020	539,194
85285900	OTHER MONITORS	161,762	75,022
85286210	MULTIMEDIA PROJECTOR	164,518	113,478

PCT CHAPTER WISE BREAKUP OF IMPORTS

Rs. In Thousands

HSCODE	COMMODITY	Jul-Dec	Jul-Dec
		2017-18	2018-19
	ELECTRICAL MACHINERY,EQUIP,PARTS		
85286290	OTH MULT PROJ FOR DP H 84.71	3,888	6,036
85286900	OTHER PROJECTORS FOR DP H84.71	71,434	26,612
85287110	TV SETS	47,745	21,007
85287190	OTH RECEPTION APPARATUS,(S-S)	9,461	6,158
85287211	LIQUID CRYSTAL DISPLAY(LCD) TV	72,802	164,548
85287213	LCD,LED, OLED TV IN CKD/SKD	-	2,549,404
85287219	OTH COLOR TV SETS	4,670,304	537,179
85287290	OTH RECEPTION APPARAT COLOUR	306,352	323,606
85287300	OTH BL&WHITE/MONOCROME R-APA	367	103
85291010	PARTS ACCESSORIES FOR CABLE,TV/SATELLITE RECEIVER	24,988	27,050
85291020	LNB ACTUATORS	41,788	38,123
85291090	OTH AERIALS/AERIAL REFLECTORS	64,820	55,099
85299020	T.V. TUNERS	14,713	18,748
85299030	T.V. CONVERTER BOX	1,334	688
85299090	OTH CABLE TV/SATELLITE EQUIPMENT/APPARATUS HEADING 85.25-85.28	1,085,604	2,519,954
85301000	ELECTRICAL SIGNALLING EQUIPMENT FOR RAILWAY/TRAMWAY	3,015,358	23,196
85308000	OTHER SIGNAL EQUIPMENT ELECTRICAL TRAFFIC CONTROL	1,306,960	204,983
85309000	PARTS OF EQUIPMENT HEAD 85.30	36,515	37,418
85311000	BURGLAR/FIRE ALARMS/SIMILAR APPARATUS	183,181	387,949
85312000	INDICATOR PANELS INCORPORATING LCD(LIQUID CRYSTAL DEVICE)/LED(LIGHT EMITTING DIO	614,019	150,226
85318000	OTHER APPARATUS	644,510	481,207
85319010	PANIC BUTTON	3,732	3,714
85319020	PARTS OF APPARATUS SUBHEAD 8531.2000	14,405	1,504
85319090	OTHER PARTS ELECTRIC-SOUND/VISUAL SIGNALLING APPARATUS	114,376	653,630
85321000	FIX ED CAPACITORS FOR 50/60 HZ CAPACITY NOT <0.5KVAR(POWER CAPACITORS)	152,978	163,514
85322100	TANTALUM, FIXED CAPACITOR	551	937
85322200	ALUMINIUM ELECROLYIC FIXED CAPACITORS	5,576	3,357
85322300	CERAMIC DIELECTRIC,SINGLE-LAYR FIXED CAPACITORS	5,378	5,583
85322400	CERAMIC DIELECTRIC MULTI-LAYER FIXED CAPACITORS	24,192	56,839
85322500	DIELECTRIC OF PAPER OR PLASTIC FIXED CAPACITORS	13,446	7,433
85322900	OTHER FIXED CAPACITORS	166,823	198,728
85323090	OTH VARIA/ADJUST(PRE-SET) CAPA	6,670	22,143
85329010	CAPACITERS DECKS WITH TERMINAL	3,006	538
85329020	TERMINAL OF ELETRIC-CAPACITERS	12,790	12,712
85329090	OTHER PARTS OF ELECTRIC- CAPACITORS	11,110	13,470
85331000	FIXED CARBON RESISTORS COMPOSITION/FILM TYPE	79,379	108,897
85332100	OTHER FIXED RESISTOR CAPACITY NOT > 20 W	8,923	3,134

PCT CHAPTER WISE BREAKUP OF IMPORTS

Rs. In Thousands

HSCODE	COMMODITY	Jul-Dec	Jul-Dec
		2017-18	2018-19
	ELECTRICAL MACHINERY,EQUIP,PARTS		
85332900	OTHER FIXED RESISTORS	172,014	52,258
85333100	WIRE WOUND RESISTOR CAPACITY NOT >20 W	9,613	13,660
85333900	OTHER WIRE WOUND VARIABLE RESISTORS	24,065	39,197
85334000	OTHER VARIABLE RESISTORS INCLUDING RHEOSTATS AND POTENTIOMETERS	81,654	84,478
85339000	PARTS FOR ELECTRICAL RESISTORS	4,163	2,594
85340000	PRINTED CIRCUITS	234,081	693,497
85351000	FUSES FOR VOLTAGE >1000 VOTTS	56,446	66,634
85352110	AUTOMATIC CIRCUIT-BREAKERS UPTO 17.5 KV	409,513	438,313
85352190	OTHER AUTOMATIC CIRCUIT-BREAKER OF VOLTAGE <72.5 KV	34,018	12,562
85352900	OTHER AUTOMATIC CIRCUIT BREAKER	1,169,207	416,388
85353010	ISOLATING SWITCH FOR VOLTAGE UPTO 145 KV	316,948	228,931
85353090	OTHER ISOLATING/ MAKE & BREAK SWITCHES	247,951	123,738
85354010	VOLTAGE LEMITERS UPTO 245 KV	111,445	435,128
85354090	OTHER VOLTAGE LIMITERS/ARRESTORS	114,493	86,215
85359000	ELECTRIC APPARATUS FOR SWITCHING/PROTECTING ELECTRIC CIRCUITS>1000 VOLTS	1,187,731	368,296
85361010	FUSES FOR CAR/VEH <1000 VOLT	-	18,935
85361090	OTH FUSES FOR VOLTAGE <1000 VO	95,195	70,191
85362010	AUTO CIRCUIT BREAKER>10AMP	1,179,261	1,262,821
85362020	AIR CIRCUIT BREAKER MULTIPHASE	153,473	171,773
85362090	OTHER AUTO CIRCUIT BREAKERS	413,340	244,287
85363000	OTHER APPARATUS PROTECTING ELECTRIC CIRCUITS	180,468	223,239
85364110	RELAYS FOR VEH/CAR NOT>60V	-	30,554
85364190	RELAYS FOR VOLTAGE NOT>60V	65,785	50,207
85364910	OTHER, RELAYS FOR VEH/CAR	-	2,577
85364990	OTHER, RELAYS	1,174,374	568,812
85365010	PRESSURE SWITCHES	52,350	182,764
85365021	IGN SW W/O STEA LOC CAR H-8703	53,341	61,363
85365022	NENTRAL SAFETY SW,VEH-H 8701	8,121	5,483
85365029	OTHER SWITCHES	70,122	68,107
85365091	DOOR SW M-CAR H-8703,VEH-H8704	74,778	109,957
85365099	OTH SOCK,LAMP HOLD NOT>1000VOL	334,205	380,247
85366100	LAMP HOLDERS	39,882	49,063
85366910	PLUGS&SOCKET PINS 16& ABOVE	146,953	146,476
85366990	OTH ELEC SWITCH,RELAYS,FUSES	789,731	886,549
85367000	CONNECTORS FOR OPTICALFIBRES	38,193	67,732
85369010	WAFER PROBERS ELECTRICAL	15,981	11,035
85369030	MAGNETIC CONTRACTOR/THERMAL PROTECTORS FOR MOTORS	206,336	220,097

PCT CHAPTER WISE BREAKUP OF IMPORTS

Rs. In Thousands

HSCODE	COMMODITY	Jul-Dec	Jul-Dec
		2017-18	2018-19
	ELECTRICAL MACHINERY,EQUIP,PARTS		
85369090	OTHER ELECTRICAL APPARATUS SWITCH/PROTECTING ELECTRICAL CIRCUITS	1,120,727	848,407
85371010	FUSE BOX VEH H-8711NOT >1000 V	929	655
85371020	FUS BOX OTH CAR/VEH NOT >1000V	51,440	67,192
85371090	OTH BOARDS, PANELS, CONSOLES	8,444,135	6,149,541
85372000	BODIES,CONSOLE ETC VOLTAGE >1000V	5,615,393	1,833,244
85381000	BOARD,PANELS GOODS HEAD 85.37	220,014	270,520
85389010	VACCUM INTERRUPTERS CIRCUIT BREAKER	19,557	16,762
85389090	OTHER PARTS HEAD 8535,8536,8537	1,540,018	1,714,312
85391000	SEALED BEAM LAMP UNITS	93,806	81,159
85392110	AUTO BULBS	185,671	187,935
85392190	OTHER TUNGSTEN HALOGEN LAMPS	47,713	44,302
85392200	OTHER LAMPS 200W FOR VOLTAGE>100V	34,750	38,963
85392910	BULBS FOR AUTOMOTIVE VEHICLES	13,182	21,534
85392920	BULBS FOR FLASH LIGHT	47	45
85392990	OTHER FILAMENT LAMP EXCLUDING ULTRA VIOLET /INFRARED/ARC LAMPS	236,002	155,333
85393110	FLORESCENT CATHOD ENERGY SAV L	1,823,382	417,535
85393120	FLORESCENT CATHOD ENERGY SAV T	74,773	97,073
85393190	OTH.DISCHARGE FLORESCENTLAMPS	39,704	36,993
85393210	MERCURY OR SODIUM VAPOUR LAMPS	9,088	1,084
85393220	ENERGY SAV. TUBE(MERCURY/SODIM	1,441	390
85393290	OTH.MERC,SODI,METAL HALID LAMP	50,071	41,781
85393900	OTH MERCURY/SOD VAPOR LAMP	11,668	25,648
85394100	ARC-LAMPS (ELECTRIC)	4,562	3,837
85394910	INFRA-RED LAMPS	6,478	8,526
85394920	ULTRA-VOILET LAMPS	22,870	28,474
85395010	LED LAMP BULB	3,451,121	3,159,324
85395020	LED LAMP TUBE	209,448	245,938
85399010	TUNGSTEN FILAMENT FOR 6,12,24V	55,988	57,209
85399020	LEAD WIRE/BASE CAP FOR-AUTO BULBS & TUBELIGHTS	91,705	129,835
85399030	PARTS OF ENERGY SAVING LAMPS	180	2,988
85399040	PARTS OF ENERGY SAVING LAMPS	166,161	101,942
85399090	OTHER PART ELECTRIC FILAMENT OR DISCHARGE LAMPS	38,065	359,851
85404000	DATA/GRAPHIC DISPLAY TUBE,COLO	4	14
85406000	OTHER CATHODE-RAY TUBES	511	-
85407100	MAGNETRONS	294,842	362,287
85407900	OTHER,MICROWAVE TUBE,CARCINOTRONS	7,840	141
85408100	RECEIVER OR AMPLIFIER VALVES/TUBES	935	186

PCT CHAPTER WISE BREAKUP OF IMPORTS

Rs. In Thousands

HSCODE	COMMODITY	Jul-Dec	Jul-Dec
		2017-18	2018-19
	ELECTRICAL MACHINERY,EQUIP,PARTS		
85408900	OTHER VALVES AND TUBES,N.S.	2,278	1,010
85409900	OTH PARTS OF HEADING NO.85.40	1,780	236
85411000	DIODES,OTHER THAN PHOTSENSITIVE OF LIGHT EMITTING DIODES	141,702	192,302
85412100	TRANSISTOR OTHER THAN PHOTSENSITIVE	5,326	6,913
85412900	OTHER TRANSISTOR DISSIPATION RATE OF <1W	84,947	58,132
85413000	THYRISTORS DIACS AND TRIACS	9,568	8,865
85414000	PHOTSENSITIV SEMICONDUCTOR DEVICES	12,197,085	22,420,992
85415000	OTH SEMICONDUCTOR DEVICES	39,715	17,644
85416000	MOUNTED PIEZO-ELECTRIC CRYSTAL	36,866	51,109
85419000	PARTS OF APPARATUS OF H-85.41	23,860	21,463
85423100	PROCESSORS & CONTROLLERS	235,756	330,142
85423200	MEMORIES	20,473	25,625
85423300	AMPLIFIERS	33,928	26,896
85423900	OTH ELECTRO INTEGRATED CIRCUIT	494,296	341,759
85429000	PARTS OF THE HEADING NO,85.42	90,402	106,674
85431000	PARTICLES ACCELERATORS	163	-
85432000	SIGNAL GENERATORS	7,426	12,553
85433000	MACHINES& APPARATUS FOR ELECTROPLATING, ELECTROLYSIS OR ELECTROPHORESIS	116,379	255,427
85437010	REMOTE CONTROL	408,658	586,994
85437020	INFRARED INSECT KILLER	44,667	59,436
85437030	ULTRAVIOLET INSECT KILLER	91	1,547
85437090	O-MCH/APPA-INDIVIDUAL FUNCTION	1,752,012	1,050,611
85439010	PART MACH 8543.1900&8543.2000	15,650	3,083
85439090	OTH PART ELEC MACH& APPLIANCES	219,862	220,279
85441110	ENAMELLED WIRE WITH NYLON COVER	17,867	7,452
85441190	OTHER ENAMELED COPPER WIRE	190,485	220,684
85441900	OTHER WINDING WIRE OF COPPER	218,422	287,790
85442000	CO-AXIAL CABLE & CONDUCTORS	626,986	626,000
85443011	WIRING/CABLE CAR/VEH-8703,4,11	74,797	4,202
85443012	WIRING/CABLE SETS VEH-H-8701,2	360	41
85443019	OTH IGN WRIN SET VEH/SH/A-CRFT	56,747	84,853
85443090	OTH WRING SET VEH/SHIP/A-CRAFT	46,019	630,650
85444210	COMPUTER LEADS WITH CONNECTOR	162,092	225,042
85444221	WIRI,CABLE SETS VEH-8703,04,11	5,150	2,462
85444222	WIRIN,CABLE SET VEH-8701,02,04	-	30
85444229	OTH WIRING SETS VEH-UPTO1000V	4,416	430
85444290	OTH CABLE SETS VEH-UPTO 1000V	683,275	883,237

PCT CHAPTER WISE BREAKUP OF IMPORTS

Rs. In Thousands

HSCODE	COMMODITY	Jul-Dec	Jul-Dec
		2017-18	2018-19
	ELECTRICAL MACHINERY,EQUIP,PARTS		
85444910	ELECTRIC TELEPHONE CABLES	21,656	1,145
85444920	MULTI CORE,FLEXIBLE CABLE-COPP	1,104,965	367,922
85444990	OTH ELECTRIC CONDUCTORS VOLTAGE >80V BUT NOT>1000V	3,266,246	5,705,135
85446010	OTH EL CON FOR VOLTAGE >1000V	2,300,394	2,870,898
85446090	OTH EL CON FOR VOLTAGE	-	2,373,206
85447000	OPTICAL FIBRE CABLES	1,286,258	411,838
85451100	ELECTRODES USED IN FURNACES	168,420	375,328
85451900	OTHER ELECTRODES	7,644	8,891
85452000	CARBON BRUSHES	44,085	66,248
85459010	OTHER CARBON MOTOR VEHICLE/TRACTOR	175	2,341
85459020	CARBON RODS DRY BATTERY CELLS	7,428	13,618
85459090	OTHER LAMP CARBON&CARBON ARTICLE	19,273	5,435
85461000	ELECTRICAL INSULATOR OF GLASS	1,113	189
85462000	ELECTRICAL INSULATOR CERAMICS	1,255,883	333,740
85469000	OTHER ELECTRICAL INSULATORS OTHER THAN GLASS,CERAMICS	217,069	141,476
85471000	INSULATING FITTINGS OF CERAMIC	127,849	125,908
85472000	INSULATING FITTINGS OF PLASTIC	10,432	70,534
85479000	OTHER INSULATING FITTINGS OF PLASTICS/CERAMICS	133,126	485,442
85481010	BATTERIES PLATES	13,386	3,923
85481090	OTH SCRAP OF CELL,BATTERY	962,041	716,735
85489000	OTHER,PARTS ELECTRIC MACHINE/APPARATUS NES	3,650	6,123
	TOTAL ELECTRICAL MACHINERY,EQUIP,PARTS	247,131,060	227,631,634
	RAILWAY, LOCOMOTIVE, ROLLING STOCK		
86011000	RAIL LOCOMO POWERED ELECTRICIT	194	-
86021000	DIESEL ELECTRIC LOCOMOTIVES	4,796,286	-
86029000	OTHER,RAIL LOCOMOTIVE,LOCOMOTIVE TENDERS	1,480	-
86031000	RAILWAY,TRAMWAY POWRD EXT ELEC	7,706,320	-
86040000	RAILWAY/TRAMWAY MAINTENANCE OR SERVICE VEHICLE	1,157,804	487,585
86063000	SELF DISCHARGING VANS,WAGONS	732,478	-
86069900	OTHER RAILWAY,TRAMWAY GOOD VAN/WAGONS(NSP)	1,077,627	-
86071100	DRIVING BOGIES&BISEL-BOGIES	1,202	75
86071900	OTHER INCLUDING PARTS AXELS/WHEEL	567,149	206,278
86072100	AIR BRAKES AND PARTS THEREOF	32,309	69,537
86072900	OTHER BRAKES LOCOMOTIVE&PARTS THEREOF	92,918	693
86073000	HOOKS,COUPLIN DEVICES,BUFFERS	873	3,369
86079100	OTHER PARTS OF LOCOMOTIVES	1,757,760	1,167,246

PCT CHAPTER WISE BREAKUP OF IMPORTS

Rs. In Thousands

HSCODE	COMMODITY	Jul-Dec 2017-18	Jul-Dec 2018-19
	RAILWAY, LOCOMOTIVE, ROLLING STOCK		
86079900	OTHER RAILWAY LOCOMOTIVE STOCK PART	9,288	1,375
86080000	RAILWAY/TRAMWAY TRACK FIXTURES	2,512,531	515,136
86090000	CONTAINERS DESIGNED & EQUIPPED FOR CARRIAGE BY 1 OR MORE MODES OF TRANSPORT	161,745	179,066
	TOTAL RAILWAY, LOCOMOTIVE, ROLLING STOCK	20,607,964	2,630,360
	VEHICLES OTHER THAN RAILWAY, ROLLING STOCK		
87011090	OTHER PEDESTRIAN CONTROLLED TRACTORS	911	-
87012010	ROAD TRACTOR CKD/SKD CONDITION	4,159,182	1,986,919
87012020	ROAD TRACT-S-TRAILER CBU<280hp	293,303	264,298
87012030	R-TRACTOR ANY KIT FORM-280HP/>	3,523,532	3,605,339
87012040	PEDEST CONT TRACTOR CBU>280HP	304,360	3,899,410
87012090	OTHER ROAD TRACTOR SEMI-TRAILER	20,547	-
87013090	OTHER TRACK-LAYING TRACTORS	102,980	-
87019100	TRACK LAYING TRACTOR <18 KW	341	6,855
87019220	AGRI TRACT,ENG CAP>26KW <37 KW	3,928	-
87019290	OTH TRACT,ENG CAP>26 KW <37 KW	51,465	18,766
87019320	AGRICULTURE TACTOR-37 TO 75KW	2,563,627	1,540,189
87019390	OTHER TRACTORS 37 TO 75 KW	14,978	-
87019400	AGR TRACT,ENG CAP>75 KW<130 KW	36,140	3,428
87021010	MOTOR VEHICLE DIESEL ENGINE CKD/SKD CONDITION OF 10 PERSONS	2,831,436	2,506,766
87021090	OTHER MOTOR VEHICLE DIESEL ENGINE 10-PERSON	2,777,228	3,074,775
87024090	OTH M.VEH ELECTRIC.10 OR>PERS	-	2,999
87029090	OTHER MOTOR VEHICLE DIESEL ENGINE	426,043	603,915
87031000	MOTOR VEHICLE	25,648	25,555
87032111	COMP VEH,IN AKF,800CC,SP-IGNI	4,516,270	5,742,224
87032112	COMPONENTS,MINI VAN VEH,IN AKF	2,755,421	2,712,466
87032113	MINI VANS (CBU)	2,530,122	2,663,335
87032114	C-ASSEM/MANUF AU-RICKSHAW, AKF	402,394	517,536
87032119	OTH VEH CY-CAPACITY NOT>800CC	7,595,292	4,472,159
87032191	COMPEN VEH,IN AKF,800 -1000CC	12,089,440	16,641,195
87032193	4X4 VEHICLES (CBU), 800-1000CC	-	22,101
87032194	COPM.A/M.MINI VAN AKF 800-1000	226,596	271,999
87032195	MINI VAN (CBU) 800CC-1000CC	24,321	47,093
87032199	OTH VEHICLES, 800CC TO 1000CC	3,950,117	2,268,168
87032210	VEHICLE 1000-1300CC CKD/SKD CONDITION	10,727,390	17,689,714
87032220	OTHER MOTOR VEHICLE 1000-1300CC	287,208	87,565
87032240	OTHER MOTOR VEHICLE >1300-1500CC	213,113	5,648

PCT CHAPTER WISE BREAKUP OF IMPORTS

Rs. In Thousands

HSCODE	COMMODITY	Jul-Dec	Jul-Dec
		2017-18	2018-19
	VEHICLES OTHER THAN RAILWAY, ROLLING STOCK		
87032290	OTH VEH CYL-CPA 1000-1500CC	6,184,836	1,333,841
87032311	COMPEN VEH,IN AKF1500-1800CC	9,877,753	13,577,140
87032319	OTH VEHICLE CYC 1500-3000CC	1,379,647	420,733
87032321	COMPEN VEH,IN AKF1800-3000CC	4,572,539	1,282,219
87032322	COPM.A/M.SPORTS VEH.1800-3000	1,030	9,294
87032323	SPORTS VEH(SUS.4X4)1800-3000	6,445	25,206
87032329	OTH VEHICLE CYC 1800-3000CC	1,750,790	1,208,121
87032490	OTH VEHICLE CYC EXCE- 3000CC	2,625,619	1,977,142
87033129	OTH VEH(DIES ENG)CY-800-1000CC	-	14,980
87033219	OTH VEH,CYC-1500-2500CC-DIESEL	5,458	-
87033222	COMP VH(SPORT-DI)1800-2500-AKF	3,429	-
87033223	SPORTS UTILITY VEHIC (SUVS 4X4	25,207	62,065
87033229	OTH VEH 1500-2500&1800-2500CC	2,674	68,498
87033310	COMP INDUS VEH>2500CC,AKF-DIES	13,718	1,973,883
87033390	OTH VEH CYC->2500CC,DIESEL	55,163	41,647
87034019	OTH.M.VEH SP.IG&ELEC =800CC	830	237
87034029	OTH VEH SP.IG&ELEC>800=1000C	2,226	770
87034032	VEH.SP.IG&ELEC>1000=1300CC	3,092	64,999
87034039	OTH.V.SP.IG&ELEC>1000=1300CC	3,627,590	5,987,007
87034049	OTH.V.SP.IG&ELEC>1500=1800CC	1,029,898	1,096,407
87034059	OTH.V.SP.IG&ELEC>1800=3000CC	23,777	61,108
87034069	OTH.VEH.SP.IG&ELEC>3000CC	153,259	9,267
87035039	OTH.V.DIES&ELEC>1000=1500CC	114,468	206,145
87035049	OTH.V.DIES&ELEC>1500=1800CC	19,406	67,808
87035059	OTH.V.DIES&ELEC>1800=2500CC	188,577	291,264
87035069	OTH.V.DIES&ELEC>1800=2500CC	11,958	34,604
87036039	OTH.VH.SP.IG&ELE CH>1000=1300C	13,866	-
87036049	OTH.VH.SP.IG&ELE CH>1500=1800C	3,673	-
87036059	OTH.VH.SP.IG&ELE CH>1800=3000C	239,381	137,711
87036069	OTH.VEH.SP.IG&ELE CHRGE>3000C	23,066	55,560
87037039	OTH.V.DIES&ELE CHRGE>1000=1500	659	-
87037049	OTH.V.DIES&ELE CHRGE>1500=1800	1,260	-
87037069	OTH.V.DIES&ELE CHRGE>2500CC	2,893	13,188
87038090	OTH.V. WITH ONLY ELEC. MOTOR	10,182	24,914
87039000	OTHER MOTOR CAR/MOTOR VEHICLE FOR PERSONS	12,858	88,450
87041010	DUMP TRUCKS WITH LIMITED SPEED	-	108,430
87041090	OTH MOTOR VEHICLES FOR GOODS	1,965,379	1,027,719

PCT CHAPTER WISE BREAKUP OF IMPORTS

Rs. In Thousands

HSCODE	COMMODITY	Jul-Dec	Jul-Dec
		2017-18	2018-19
	VEHICLES OTHER THAN RAILWAY, ROLLING STOCK		
87042110	OTHER VEHICLE DIESEL G.V.W<5 TON CKD/SKD CONDITION	4,838,038	6,344,532
87042190	OTHER VEHICLE DIESEL G.V.W < 5 TON	1,868,071	1,000,554
87042211	CA,VEH GOODS,AKF,5-8-TON,DIESE	3,275,120	3,970,507
87042212	GVW>5TON <8TON CBU 2 AXLE	49,415	-
87042213	GVW>5TON <8TON CBU ABOVE 2 AXL	1,957	-
87042214	GVW>5TON<8TON HYB.ELEC.VEH.CBU	847	570
87042219	OTH VEH FOR GOODS 5-20 TON,DIE	30,698	266,711
87042291	CA,VEH GOODS,AKF,5-20-TON,DIES	3,704,284	2,571,452
87042292	GVW >8TON <20TON CBU 2 AXLE	5,178	3,933
87042293	GVW >8TON <20TON CBU ABOVE 2 A	105,181	13,210
87042299	OTH ,VEH GOODS,5-20-TON,DIESEL	240,812	236,416
87042310	VEHICLE >20 TONNES CKD/SKD DIESEL	191,361	1,311,385
87042330	GVW EXCEED 20TON CBU ABOVE 2 A	985,230	1,703,842
87042390	OTHER VEHICLE DIESEL >20 TONNES	97,592	-
87043110	VEHICLE NOT EXCEEDING 5 TONNES CKD/SKD	2,354,469	2,461,897
87043120	COPM.AS/MU. MINI CARGO VAN.AKF	29,340	155,721
87043130	MINI CARGO VAN(CBU)	1,803	600
87043140	COPM.A/M.3-WH CARGO LOADER.AKF	352,151	970,928
87043150	3-WHEELER CARGO LOADER(CBU)	328,864	96,493
87043190	OTHER VEHICLE NOT EXCEEDING 5 TONNES	77,794	83,398
87043210	VEHICLE EXCEEDING 5 TONNES CKD/SKD CONDITION	-	2,337
87043290	OTHER VEHICLE EXCEEDING 5 TONNES	1,292	-
87051000	CRANE LORRIES	1,111,645	565,813
87052000	MOBILE DRILLING DERRICKS	-	364,130
87053000	FIRE FIGHTING VEHICLES	175,074	217,235
87054000	CONCRETE-MIXER LORRIES	607,147	349,841
87059000	OTHER SPECIAL PURPOSE MOTOR VEHICLE	1,293,383	514,137
87071000	BODIES/CABS,VEHICLE OF HEADING 87.03/MOTOR-CARS	34,821	5,489
87079010	BODIES M-VEH H-87042190&3190	590	229
87079090	BODIES OTH M-VEH H-8701TO 8705	33,166	3,237
87081010	BUMPERS(SHEET METAL)FOR VEHICLES OF SUB-HEADING 8701.2020, .2090, .9040 & .9060	1,046	2,864
87081020	FR/RE BUMPERS ETC M-CAR H-8703	33,940	30,724
87081090	OTH BUMPERS AND PARTS THEREOF	88,266	1,896,260
87082110	SAFETY SEAT BELTS M-CAR,H-8703	23,134	19,656
87082120	SAFETY SEAT BELTS VEH,H-8701,4	448	12
87082190	OTHER SAFETY SEAT BELTS	263,451	341,061
87082911	PARTS/ACCE OF BODIES VH-H-8701	10,148	1,001

PCT CHAPTER WISE BREAKUP OF IMPORTS

Rs. In Thousands

HSCODE	COMMODITY	Jul-Dec	Jul-Dec
		2017-18	2018-19
	VEHICLES OTHER THAN RAILWAY, ROLLING STOCK		
87082919	OTH PARTS /ACC OF BODIES M-VEH	2,761	4,759
87082920	BODY PARTS, VH-H-87021090,9090	12	391
87082931	AIR OUTLET ASSEMB M-CAR H-8703	456,071	630,694
87082932	BODY PARTS OF VEH H-8703.2113	109,846	124,926
87082939	BODY PARTS OF VEH H-8703.2190	5,984,010	7,176,779
87082941	BODY PARTS OF VEH H-8704.2190	6,284	6,799
87082942	BODY PARTS OF VEH H-8704.2219	-	178
87082949	BODY PARTS OF OTH VEHICLES	72,064	53,815
87082990	PARTS/ACC M-VEH H-8701 TO 8705	280,853	323,096
87083010	BRAKES VEH H-87032115-87043190	19,550	36,900
87083020	BRAKE PATS H-87021090,.9090	42,971	24,252
87083031	BRAKE PART VH-H-87042190&.3190	3,296	3,717
87083032	BRAKE- P V-8704.2219,2299,2390	226	174
87083039	OTH BRAKE PATS VH-H-8704.22&23	161,523	164,904
87083090	OTHER BRAKE PATS OF OTHER VEH	571,780	406,817
87084010	GEAR BOXES FOR AGRI-TRACTOR	1,803	1,291
87084090	OTHER GEAR BOXES FOR VEHICLE	2,059,087	2,021,867
87085010	BUILT UP DRIVE AXE VH-8701,2,4	71,900	90,645
87085020	BUILT UP DRIVE AXEL AGRI-TRACT	64,000	58,140
87085090	DRIVE AXLES WITH DIFFERENTIAL	367,475	264,310
87087010	ROAD WHEELS,RIMS-CARS H-8703,4	123,151	113,605
87087020	ROAD WHE,RIM,VEH-8701,2,4(6X2)	534,684	206,727
87087090	OTH ROAD WHEELS,PARTS & ACCE	302,715	296,315
87088010	SUSPE S-ABSORBERS CARS 87.03,4	42,740	47,979
87088020	PIN FOR SHOCK ABSORB (4X2 VEH)	1,004	203
87088090	OTH SUSPENSION SHOCK-ABSORBERS	825,392	1,031,919
87089110	RADIATORS WITH ALUMINUM CORE	40,088	28,071
87089120	RADI O/TH ALU CORE CAR-8703,4	5,335	9,344
87089130	RADI O/T ALU CORE VH-8701,4*4	97	115
87089190	OTH PARTS AND ACCESSORIES	175,609	250,881
87089210	SILENCERS,EXH-PIPE CAR 87.03,4	8,388	7,492
87089220	SILENCER,EXH-PIPE VEH-8701,2,4	234	12
87089290	OTH SILENCER AND EXH-PIPE	15,690	14,938
87089310	UPP/LOWER PLA CLUCH CAR 8703,4	2,428	5,387
87089320	LOWER PLATE CLUCH VH-87032193	6,444	3,126
87089390	OTH CLUTCHES AND PARTS VEH	172,178	218,170
87089410	STEERING WHEELS M-CARS 8703,4	5,554	5,700

PCT CHAPTER WISE BREAKUP OF IMPORTS

Rs. In Thousands

HSCODE	COMMODITY	Jul-Dec	Jul-Dec
		2017-18	2018-19
	VEHICLES OTHER THAN RAILWAY, ROLLING STOCK		
87089420	STEERING GEARS CAR-8703-800CC	131	9
87089490	OTH STEERING WHEELS/BOXES	507,882	500,658
87089500	SAFETY AIRBAGS INFLATER SYSTEM	981	2,023
87089910	O-PART VEH H-87012020,90,40,60	114,218	4,847
87089920	COMPONEN FOR VEH-87021090&9090	46	1,042
87089930	COMPONENTS MOTOR CAR H-8703	103,483	160,881
87089940	COMPONENTS VH-87042190,3190	29,163	53,768
87089950	COMPONEN VH-87042219,2290,2390	1,062	1,930
87089990	PARTS & ACCESSORIES OF MOTOR VEHICLES	3,618,818	5,047,940
87091100	WORK TRUCKS SELF-PROPELLED ELECTRICAL	6,131	3,057
87091900	OTHER WORK TRUCK SELF PROPELLED NOT-FITTED WITH LIFTING/HANDLING EQUIPMENT	61,252	78,374
87099000	PARTS,H-NO.87.09 OF WORK TRUCK	2,314	25,183
87100010	ARMOURED CASH CARRYING VEHICLE	89,836	5,487
87100090	TANKS,OTH ARMOUD FITGHING VEH	849	-
87111010	MOTOR CYCLE EXCEEDING 50 CC CKD/SKD CONDITION	-	12
87111090	OTHER MOTOR CYCLE NOT EXCEEDING 50CC	1,979	166
87112010	MOTOR CYCLE 50-250 CC CKD/SKD CONDITION	5,471,970	6,797,403
87112090	OTHER MOTOR CYCLE CAPACITY 50-250CC	110,477	96,705
87113020	MOTOR CYCLE IN CKD/SKD CONDITION	79,061	-
87113090	OTH MOTOR CYCLES,OF A CYLINDER	124,229	9,897
87114090	OTH MOTORECYCLE 500-800CC	74,993	38,960
87115090	OTH MOTORCYCLE EXCEDING 800CC	75,618	120,828
87116020	ELEC-POW 2-WHEEL DEVICE(HOVER)	1,108	251
87116090	OTH. ELECTRIC M.CYLCLC	5,085	4,138
87119010	OTHER MOTOR CYCLE ,CKD/SKD CONDITION	116	-
87119090	OTHER MOTOR CYCLE/MOPEDS	549	146
87120000	BICYCLES,OTHER DELIVERY TRICYCLES, NOT MOTORISED	616,750	542,240
87131000	CARRIAGES FOR DISABLED PERSONS, NOT MECHANICALLY PROPELLED	193,787	333,694
87139000	OTHER INVALID CARRIAGES MOTORISED	12,680	33,603
87141010	SADDLES OF MOTORCYCLES,MOPEDS	-	77
87141020	COMPONNENT FOR VEHICLE-H-8711	1,079,298	1,028,134
87141030	DRUM GEAR SHIFT OF VEHI-H-8711	60,723	67,145
87141040	COMPONENTS FOR VEH HEAD 87.11	317,188	271,359
87141090	OTH PART ACC VEH H-87.11-87-13	2,532,749	2,601,246
87142000	PART ACCESSORIES OF CARRIAGES FOR DISABLED PERSONS	1,329	2,942
87149100	FRAMES,FORKS & PARTS THEREOF	1,412	606
87149200	WHEEL RIMS AND SPOKES	14,583	22,340

PCT CHAPTER WISE BREAKUP OF IMPORTS

Rs. In Thousands

HSCODE	COMMODITY	Jul-Dec	Jul-Dec
		2017-18	2018-19
	VEHICLES OTHER THAN RAILWAY, ROLLING STOCK		
87149310	FREE WHEEL SPRO BICYCLE H-8712	45,901	68,881
87149390	OTH FREE WHEEL SPROCK BICYCLE	1,407	5,127
87149400	BRAKES,COASTER BRAKING HUBS,HUB BRAKES,& PARTS THEREOF	11,924	16,636
87149500	OTHER, SADDLES	23,817	27,401
87149600	PEDALS,CRANK-GEAR,& PARTS THEREOF	5,362	4,704
87149900	OTHER,PARTS AND ACCESSORIES	142,867	170,146
87150000	BABY CARRIAGES & PARTS THEREOF	65,376	42,589
87161090	OTH TRAILER/S-TRAILER CRV TYPE	1,874	11,690
87162090	OTH SELF-LOADING/UN-AG-TRAILER	2	140
87163190	TRAILERS FOR TRANSPORT GOODS	19,406	41,829
87163990	OTH TRAILERS/SE-TRAILERS GOODS	369,684	510,477
87164090	OTH TRAILERS & SEMI -TRAILERS	6,831	36,508
87168010	COMPO FOR OTH VEH IN ANY KIT-F	13	440
87168090	OTHER VEH NOT MANHNNICALLT PROP	191,862	47,655
87169000	PARTS,TRAILER SEMI-TRAILER, H87.16	280,327	690,494
	TOTAL VEHICLES OTHER THAN RAILWAY, ROLLING STOCK	147,637,441	160,623,195
	AIRCRAFT, SPACECRAFT AND PARTS THEREOF		
88010000	GLIDERS AND HANG GLIDERS	1,107	3,805
88021100	HALICOPTER UNLADN WT>2000 KG	-	22,481
88021200	HALICOPTER UNLADEN WEIGHT>2000 KG	93,799	-
88023000	AEROPLANE UNLADEN WEIGHT>2000 BUT NOT >15000KG	-	622,937
88024000	AEROPLANE UNLADEN WEIGHT>15000KG	5,625,837	12,346
88031000	PROPELLERS,ROTORS & PARTS THEREOF	1,666	8,757
88032000	UNDER CARRIAGES/PARTS THEREOF	9,323	2,852
88033000	OTHER PARTS OF AEROPLANE/HELICOPTER	884,154	341,601
88039000	OTHER PARTS OF H-88.01 OR 88.02	2,944,157	3,774,824
88040000	PARACHUTES AND ROTOCHUTES,PARTS & ACCESSORIES THEREOF	707	201
88051000	AIRCRAFT LAUNCHING GEAR,DECK-ARRESTOR	-	107
88052900	OTHER GROUND FLYING TRAINER ,PART	56	-
	TOTAL AIRCRAFT, SPACECRAFT AND PARTS THEREOF	9,560,806	4,789,911
	SHIP, BOATS & FLOATING STRUCTURES		
89011000	CRUISE SHIPS,BOATS FOR PERSONS	281,534	10,775
89019000	OTHER VESSELS FOR PERSONS/GOODS	16,534	105,848
89031000	INFLATABLE YACHTS&OTHER VESSEL FOR PROCESSING/PRESERVING FISHERY PRODUCTS	3,950	132
89039100	SAILBOATS,WITH/WITH OUT AUXILIARY-MOTOR	-	518
89039200	MOTORBOAT,OTHER THAN OUTBOARD MOTOR-BOATS	5,598	6,066

PCT CHAPTER WISE BREAKUP OF IMPORTS

Rs. In Thousands

HSCODE	COMMODITY	Jul-Dec	Jul-Dec
		2017-18	2018-19
	SHIP, BOATS & FLOATING STRUCTURES		
89039900	OTH INFLATABLE YACHTS	19,167	156,571
89040000	TUGS AND PUSHER CRAFT.	105,107	3,374,912
89051000	DREDGERS	-	13,150
89059000	OTH LIGHT VESSELS,FLO-CRANES	234,926	8,380
89071000	INFLATABLE RAFTS	-	147
89079000	OTHER; FLOATING STRUCTURES	31,267	364,415
89080000	VESSEL,FLOATING-STRUCTOR FOR BREAKING UP	27,720,494	12,683,514
	TOTAL SHIP, BOATS & FLOATING STRUCTURES	28,418,577	16,724,428
	OPTICAL,PHOTOGRAPHIC,CINEMATOGRAPHIC,MEASURING,MEDICAL OR SURGICAL INSTRUMENTS AND APPARATUS,PARTS AND ACCESSORIES		
90011000	OPTICAL FIBRES,OPTICAL FIBRE BUNDLES AND CABLES	327,610	724,329
90012000	SHEETS/PLATES OF POLARISING MATERIAL	-	5
90013000	CONTACT LENSES.	14,953	14,847
90014000	SPECTACLE LENSES OF GLASS.	37,722	43,771
90015000	SPECTACLE LENSES OF OTHER MATERIAL	8,933	24,238
90019000	OTHER LENSES, PRISMS, MIRRORS	4,200	58,996
90021100	OBJETIVE LENSES FOR CAMERA/PROJECTORS OR PHOTOGRAPHIC ENLARGERS OR REDUCERS	11,557	13,515
90021900	OTHER OBJECTIVE LENSES.	13,566	13,484
90022000	FILTERS	1,402	753
90029000	OTHER,MOUNTED OPTICAL ELEMENTS	12,935	9,709
90031100	FRAMES,MOUNTINGS OF PLASTICS	42,398	1,890
90031900	FRAMES,MOUNTING OF OTHER MATERIAL	116,441	159,655
90039000	PART FOR FRAMES&MOUNTINGS FOR SPECTACLES	483	808
90041000	SUNGLASSES	334,814	97,905
90049000	OTHER SPECTACLES,GOGGLE&THE LIKE,CORRECTIVE, PROTECTIVE OR OTHER	58,235	77,753
90051000	BINOCULARS	14,561	27,131
90058000	OTHER INSTRUMENTS	5,366	20,046
90059000	PARTS & ACCESSORIES (INCLUDING MOUNTINGS)	446	969
90061000	CAMERA FOR PREPARING PRINTING PLATES OR CYLINDERS	2	75
90063000	CAMERA USED IN UNDERWATER SURVEY	1,939	138
90064000	INSTANT PRINT CAMERAS	840	1,166
90065100	CAMERA(SLR-SINGLE LENS REFLEX) FOR ROLL FILM OF WIDTH NOT >35MM	42	99
90065900	OTHER CAMERA PHOTOGRAPHIC NS	1,825	5,385
90066100	DISCHARGE LAMP(ELECTRONIC) FLASHLIGHT APPARATUS	376	586
90066900	OTHER PHOTOGRAPHIC FLASHLIGHT APPARATUS	1,597	1,218
90069100	PARTS,ACCESSORIES PHOTOGRAPHIC CAMERA	5,968	7,149
90069900	PART,ACCESSORIES PHOTOGRAPHIC FLASHLIGHT APPARATUS	4,159	5,526

PCT CHAPTER WISE BREAKUP OF IMPORTS

Rs. In Thousands

HSCODE	COMMODITY	Jul-Dec	Jul-Dec
		2017-18	2018-19
	OPTICAL, PHOTOGRAPHIC, CINEMATOGRAPHIC, MEASURING, MEDICAL OR SURGICAL INSTRUMENTS AND APPARATUS, PARTS AND ACCESSORIES		
90071000	CINEMATOGRAPHIC CAMERAS S-R/RE	623	1,622
90072000	CINEMATOGRAPHIC PROJECTORS	12,094	2,216
90079100	PARTS, ACCESSORIES FILM CAMERA	459	7,767
90079200	PARTS, ACCESSORIES FOR FILM PROJECTOR	2,012	770
90085000	PROJECTORS, ENLARGERS & REDUCERS	134	980
90089000	PARTS/ACCESSORIES OF HEADING NO.90.08	1,515	1,189
90101000	APPARATUS, EQUIPMENT AUTOMATICALLY DEVELOPING FILM	14,001	21,077
90105000	OTHER APPARATUS EQUIPMENT PHOTO-GRAPHIC LABORATORIES	14,728	27,213
90106000	PROJECTION SCREENS	50,484	24,394
90109000	PART ACCESSORIES OF APPARATUS/EQUIPMENT H-90.10	9,805	9,096
90111000	STEREOSCOPIC MICROSCOPES	25,536	23,088
90112000	OTHER MICROSCOPES, PHOTO-MICROGRAPHY, CINEPHOTOMICROGRAPHY OR MICROPROJECTION	1,033	767
90118000	OTHER MICROSCOPES	182,706	94,993
90119000	PARTS, ACCESSORIES OF OPTICAL MICROSCOPE	4,669	25,370
90121000	MICROSCOPE OTHER THAN OPTICAL MICRO-SCOPES; IFFRACTION APPARATUS	45,220	95,953
90129000	PARTS, ACCESSORIES MICRO-SCOPE OTHER THAN OPTICAL MICROSCOPES;	10,897	271
90131000	TELESCOPIC SIGHTS FITTING TO ARMS	3,136	18,710
90132000	LASERS OTHER THAN LASER DIODES	41,790	45,608
90138000	OTHER DEVICES APPLIANCES & INSTRUMENTS	275,491	287,290
90139000	PARTS, ACCESSORIES OF SUB GROUP-90.13	9,546	32,774
90141000	DIRECTION FINDING COMPASSES	2,695	6,259
90142000	INSTRUMENTS/APPLIANCES FOR AERONAUTICAL OR SPACE NAVIGATION	171,005	10,333
90148000	OTHER INSTRUMENTS/APPLIANCES (NAVIGATIONAL)	5,529	5,767
90149000	PART, ACCESSORIES OF SUB GROUP OF 90.14	1,745	1,302
90151000	RANGEFINDERS	37,831	55,854
90152000	THEODOLITES AND TACHEOMETERS	13,079	9,203
90153000	LEVELS	29,083	40,052
90154000	PHOTOGRAMMETRIC SURVEYING INSTRUMENTS/APPLIANCES	404	269
90158000	OTHER INSTRUMENTS AND APPLIANCE	1,347,936	1,030,058
90159000	PARTS AND ACCESSORIES OF SUB GROUP 90.15	211,670	139,719
90160010	BALANCES, ELECTRONIC	28,887	27,177
90160090	OTHER BALANCES OF SENSITIVITY OF 5 CG OR BETTER, WITH OR WITHOUT WEIGHTS	11,885	19,231
90171010	TEXTILE GARMENT DESIGNING MACHINES, WITH CAD/CAM/CIM SYSTEM	19,630	15,030
90171090	OTHER TEXTILE GARMENT DESIGNING MACHINES	9,225	8,801
90172000	OTHER DRAWING MARKING OUT/MATHMATICAL CALCULATING INSTRUMENTS	90,565	85,958
90173010	MICROMETERS	4,855	5,951
90173020	CALLIPERS AND GAUGES	27,641	30,847

PCT CHAPTER WISE BREAKUP OF IMPORTS

Rs. In Thousands

HSCODE	COMMODITY	Jul-Dec	Jul-Dec
		2017-18	2018-19
	OPTICAL, PHOTOGRAPHIC, CINEMATOGRAPHIC, MEASURING, MEDICAL OR SURGICAL INSTRUMENTS AND APPARATUS, PARTS AND ACCESSORIES		
90178010	MEASURING RODS AND TAPES	78,296	87,952
90178090	OTHER INSTRUMENT FOR MEASURING LENGTH	22,457	33,441
90179000	PARTS/ACCESSORIES OF SUB GROUP 90.17	6,713	3,064
90181100	ELECTRO-CARDIOGRAPHS	79,789	67,407
90181200	ULTRASONIC SCANNING APPARATUS	1,055,880	616,293
90181300	MAGNETIC RESONANCE IMAGING APPARATUS	374,973	1,559,374
90181400	SCINTIGRAPHIC APPARATUS	59,196	109,309
90181900	OTHER ELECTRO-DIAGNOSTIC APPARATUS	3,976,537	4,526,142
90182000	ULTRA VIOLET/INFRA-RED RAY APPARATUS	57,677	19,195
90183110	SYRINGES WITH NEEDLES	1,679,511	1,630,468
90183120	SYRINGES WITHOUT NEEDLES	66,552	37,038
90183200	TUBULAR METAL NEEDLE/NEEDLES FOR SUTURES	186,945	195,763
90183910	DEXTROSE, SALINE INFUSION SETS	17,920	178,255
90183920	DEXTROSE & SALINE INFUSION SET, NEEDLES	615,250	873,124
90183931	SUCTION CATHETER	8,641	4,477
90183933	FOLY'S CATHETER	51,736	62,926
90183939	OTHER CATHETER	872,742	1,233,852
90183940	CANNULA	537,860	841,256
90183950	SURGICAL NEEDLES	32,285	39,129
90183960	ENDO TRACHEAL TUBE CATHETER	36,757	17,310
90183970	BALLOONS CATHETER	3,187	2,957
90183990	OTHER NEEDLES, CATHETERS, CANNULA ETC	3,160,591	4,056,888
90184100	DENTAL DRILL ENGINES, DENTAL EQUIPMENT	2,783	4,823
90184900	OTHER; INSTRUMENT/APPLIANCES USED IN DENTAL SCIENCE	159,397	169,732
90185000	OTHER, OPHTHALMIC INSTRUMENT & APPLIANCES	314,032	355,112
90189010	ANESTHESIA APPARATUS	334,684	369,492
90189020	STETHOSCOPES	89,360	21,796
90189030	SURGICAL SCISSORS	65,516	4,073
90189040	SURGICAL KNIVES	13,314	14,944
90189050	SPHYGMOMANO-METER	233,456	220,638
90189060	INFANT INCUBATORS	34,455	17,075
90189070	FIBRE DIALIZERS	60,528	102,182
90189090	OTHER INSTRUMENT, APPLIANCES USED IN MEDICAL/SURGICAL/VETERINARY	6,297,499	4,415,084
90191000	MECHANO-THERAPY, MESSAGE/PSYCHOLOGICAL APTITUDE TESTING APPARATUS	214,343	155,286
90192010	OXYGENATOR WITH ACCESSORIES	284,483	208,413
90192030	ACROSOL THERAPY APPARATUS	246,504	334,798
90192090	OTHER THERAPEUTIC RESPIRATION APPARATUS	483,575	342,625

PCT CHAPTER WISE BREAKUP OF IMPORTS

Rs. In Thousands

HSCODE	COMMODITY	Jul-Dec	Jul-Dec
		2017-18	2018-19
	OPTICAL,PHOTOGRAPHIC,CINEMATOGRAPHIC,MEASURING,MEDICAL OR SURGICAL INSTRUMENTS AND APPARATUS,PARTS AND ACCESSORIES		
90200010	GAS MASKS	24,044	12,345
90200020	OTHER BREATHING APPLIANCES	112,539	164,815
90211000	ORTHOPAEDIC/FRACTURE APPLIANCES	44,715	56,011
90212100	ARTIFICIAL TEETH	1,470	1,031
90212900	OTHER; DENTAL FITTINGS	21,572	17,186
90213100	ARTIFICIAL JOINTS	358,987	626,985
90213900	OTHER ARTIFICIAL PARTS OF BODY	950,653	1,159,961
90214000	HEARING AIDS,EXCLUDING PART/ACCESSORIES	81,693	198,553
90215000	PACEMAKERS FOR STIMULATING HEART MUSCLES,	407,147	840,027
90219000	OTHER;APPLIANCES WORN/CARRIED/IMPLANTED IN BODY TO COMPENSATE DEFECT/DISABILITY	179,599	145,059
90221200	APPARATUS FOR X-RAY,MEDICAL,SURGICAL,DENTAL USES	1,041,215	1,097,636
90221300	OTHER, APPARATUS X-RAY DENTAL USES	44,688	27,783
90221400	OTHER ,X-RAY APPARATUS FOR MEDICAL,SURGICAL	2,483,113	2,861,002
90221900	OTHER, APPARATUS BASED ON USE OF X-RAY	388,297	299,422
90222100	APPARATUS FOR USE OF ALPHA,BETA RADIATIONS	314,311	165,050
90222900	APPARATUS FOR ALPHA,BETA GAMMA RADIATIONS	92,064	21,427
90223000	X-RAY TUBES	48,631	136,443
90229000	OTHER,APPARATUS BASED X-RAY,ALPHA,BETA,GAMMA RADIATIONS	216,492	467,421
90230000	APPARATUS,INSTUMENT,DESIGNED FOR DEMONSTRATIONAL PURPOSES	1,016,604	1,415,862
90241000	HARDNESS/STRENGTH/COMPRESSIBILITY TESTING MACHINES & APPLIANCES	92,785	56,232
90248000	OTHER,HARD,STRENGTH,COMPRESSIBILITY TESTING MACHINES	318,440	310,137
90249000	PARTS ACCESSORIES OF SUB GROUP 90.24	46,824	29,811
90251110	THERMOMETERS CLINICAL	67,387	31,008
90251190	OTHER,LIQUID-FILLED THERMOMETER	18,909	27,644
90251900	OTHER THERMOMETERS/PYROMETERS	158,330	153,272
90258010	HYDROMETERS	4,435	4,219
90258020	PSYCHROMETERS	459	710
90258030	TEMPERATURE GUAGES AG -TRACTOR	79	1,010
90258090	OTHER,INSTRUMENT RECORDING COMBINATION	139,238	170,049
90259000	PARTS,ACCESSORIES SUB GROUP- 90.25	49,853	50,496
90261010	FUEL GUAGES FOR AGRI-TRACTOR	10	43
90261020	OIL LEVEL INDICATOR AG-TRACTOR	517	627
90261030	OTH MEASURIN APPA FOR M-VEH	18,771	28,833
90261090	OTH MEASURIN APPA FOR LIQUIDS	256,493	421,321
90262000	APPARATUS,MEASURING/CHECKING PRESSURE.	552,748	1,302,964
90268000	OTHER,APPARATUS,MEASURING VARIABLES OF LIQUID/GASES	1,060,280	1,222,219
90269000	PARTS,ACCESSORIES OF SUB GROUP 90.26.	178,392	200,694

PCT CHAPTER WISE BREAKUP OF IMPORTS

Rs. In Thousands

HSCODE	COMMODITY	Jul-Dec	Jul-Dec
		2017-18	2018-19
	OPTICAL, PHOTOGRAPHIC, CINEMATOGRAPHIC, MEASURING, MEDICAL OR SURGICAL INSTRUMENTS AND APPARATUS, PARTS AND ACCESSORIES		
90271000	GAS/SMOKE ANALYSIS APPARATUS.	246,597	182,948
90272000	CHROMATOGRAPHS/ELECTROPHORESIS INSTRUMENTS	593,359	523,299
90273000	SPECTROMETER, SPECTROPHOTOMETERS & SPECTROGRAPH USING OPTICAL RADIATIONS	429,644	313,994
90275000	OTHER, INSTRUMENT USING OPTICAL RADIATION	690,059	922,847
90278000	OTHER, INSTRUMENT FOR PHYSICAL OR CHEMICAL ANALYSIS	2,076,770	2,610,563
90279000	MICROTOMES; PARTS/ACCESSORIES APPARATUS-90.27	344,016	435,147
90281000	GAS METERS	1,359,273	943,699
90282000	LIQUID METERS	6,389	8,979
90283000	ELECTRICITY METERS	212,706	196,672
90289010	SHAFT/ASSEMBLY ELECTRIC METER	56	939
90289020	OTHER PARTS FOR ELECTRIC METER	64,804	30,859
90289090	OTHER PRODUCTION/CALIBRATING METERS	236,578	353,534
90291010	TAXIMETERS AND PEDOMETERS	-	1
90291020	MILEO METERS	158	196
90291090	OTHER; PRODUCTION COUNTERS&LIKE; SPEED INDICATORS&TACHOMETERS	10,945	5,088
90292011	SPEED INDICATOR- VEH-8703,11,4	2,779	1,362
90292013	SPEED INDICATORS FOR OTH M-VEH	61,061	46,345
90292019	OTH SPEED INDICATOR/TACHOMETER	25,146	26,568
90292020	STROBOSCOPES	1,452	566
90299000	PARTS ACCESSORIES OF ARTICLE H- 90.29	105,783	107,311
90301000	INSTRUMENT/APPARATUS, MEASURE IONISING RADIATIONS	58,831	455,948
90302000	CATHODE-RAY OSCILLOSCOPE/OSCILLOGRAPH	31,918	12,030
90303100	MULTIMETERS	72,067	25,926
90303200	MULTIMETER WITH RECORD DEVICE	26,657	19,255
90303310	BATTERY METER FOR AGR -TRACTOR	120	104
90303320	OTH METERS FOR M-CARS & VEHICL	23	181
90303330	AMPERE-METER	32,459	18,700
90303390	OTH APPA (MEASURING RADIATION)	119,865	153,980
90303900	O-OSCILLOSCOPE W-RECOD DEVICE	81,349	101,912
90304000	OTHER, INSTRUMENT, SPECIALLY DESIGNED FOR TELECOMMUNICATIONS(CROSS TALK METER ETC)	327,296	51,566
90308200	OTHER, INSTRUMENT, MEASURE OR CHECK SEMICONDUCTOR WAFERS/DEVICE	267	758
90308400	OTH, APPA, WITH RECORDING DEVIC	14,091	30,055
90308900	OTHER, INSTRUMENT, MEASURE ELECTRICAL QUANTITIES.	269,050	301,314
90309000	PARTS ACCESSORIES OF SUB GROUP 90.30	31,011	89,185
90311000	MACHINE BALANCING MECHANICAL PARTS	34,247	40,031
90312000	TEST BENCHES	204,254	37,701
90314100	OTHER, OPTICAL INSTRUMENT CHECKING SEMICODUCTOR WAFERS OR DEVICES	142	53

PCT CHAPTER WISE BREAKUP OF IMPORTS

Rs. In Thousands

HSCODE	COMMODITY	Jul-Dec	Jul-Dec
		2017-18	2018-19
	OPTICAL,PHOTOGRAPHIC,CINEMATOGRAPHIC,MEASURING,MEDICAL OR SURGICAL INSTRUMENTS AND APPARATUS,PARTS AND ACCESSORIES		
90314900	OTHER,OPTICAL INSTRUMENT & APPLIANCES.	492,653	264,015
90318000	OTHER,INSTRUMENT APPLIANCES & MACHINES.	1,111,163	1,138,166
90319000	PART,ACCESSORIES OF ARTICLE H- 90.31	136,784	256,597
90321010	THERMOSTAT REFRIGERATOR / AIRCONDITIONERS	204,775	260,086
90321090	OTHER THERMOSTAT	83,707	149,751
90322000	MANOSTAT(PRESSURE REGULATORS)	9,185	11,027
90328100	OTHER,INSTRUMENT/APPARATUS HYDRAULIC OR PNEUMATIC	104,793	18,575
90328910	TEMP CONT SWIT VEH-H-8703.2115	14,468	2,190
90328920	OTH SWITCHES FOR M-CARS/VEH	17,206	26,792
90328990	OTH AUTOMATIC CONT INSTUMENTS	1,734,262	1,908,567
90329000	PARTS,ACCESSORIES OF ARTICLE H- 90.32	112,297	186,939
90330010	PART ACCESSORIES MEDICAL APPLIANCES OF HEARING AIDS	2,563	631
90330020	PACING WIRE	13	837
90330090	OTHER,PARTS ACCESSORIES(NOT ELSEWHERE SPECIFIED)MACHINES/APPLIANCES/APPRAT CH-90	439,353	197,020
	TOTAL OPTICAL,PHOTOGRAPHIC,CINEMATOGRAPHIC,MEASURING,MEDICAL OR SUR	48,583,566	52,651,915
	CLOCKS AND WATCHES AND PARTS THEREOF		
91011100	WRIST WATCHES,ELECTRICALLY OPERATED,MECHANICAL DISPLAY ONLY	71	153
91011900	OTHER,WRIST WATCH,BATTERY POWERED	221,836	19,960
91012900	OTHER,WRIST-WATCH,WHETHER OR NOT INCORPORATING STOP-WATCH FACILITY	3,200	4,249
91019100	OTHER,POCKET-WATCH ELECTRICALLY OPERATED	43	239
91019900	OTHER,POCKET-WATCHES&OTHER WATCHES	1,817	971
91021100	WRIST WATCH,ELECTRICALLY OPERATED,MECHANICAL DISPLAY	68,019	76,258
91021200	WRIST WATCH,ELE OPE,ELEC DISPL	87	98
91021900	OTHER,WRIST WATCH,BATTERY ,PRECIOUS METAL	197,147	138,569
91022100	OTHER,WRIST-WATCH,AUTOMATIC WIND	9,581	48,062
91022900	OTHER,WRIST-WATCH,OTHER THAN PRECIOUS METAL	236,015	255,114
91029100	OTHER, POCKET-WATCH ELECTRICALLY OPERATED	4	749
91029900	OTHER,POCKETWATCH OTHER THAN PRECIOUS METAL	6,048	1,235
91031000	CLOCK WATCH MOVE ELECTRICALLY OPERATED	65	39
91039000	OTHER,CLOCKS WATCH MOVEMENT EXCLUDING CLOCKS OF H-91.04	5,688	1,021
91040020	CLOCKS FOR VEH H-8703.3223	-	19
91040030	CLOCKS FOR M-CARS & VEHICLES	130	2,255
91040090	OTHER,INSTRUMENT PANEL CLOCK VEHICLE/VESSELS	22	-
91051100	ALARAM CLOCK,ELECTRICALLY OPERATED.	6,300	7,709
91051900	OTHER, ALARAM CLOCK	8,903	5,186
91052100	WALL CLOCK,ELECTRICALLY OPERATED	16,019	6,478

PCT CHAPTER WISE BREAKUP OF IMPORTS

Rs. In Thousands

HSCODE	COMMODITY	Jul-Dec	Jul-Dec
		2017-18	2018-19
	CLOCKS AND WATCHES AND PARTS THEREOF		
91052900	OTHER, WALL CLOCKS	52,920	54,632
91059100	OTHER,CLOCK ELECTRICALLY OPERATED	4,029	6,912
91059900	OTHER, CLOCKS,NOT ELSEWHERE SPECIFIED.	3,951	416
91061010	HOUR-METERS/METER AGR-TRACTOR	3	-
91061020	OTH METERS FOR M-CARS & VEHICL	11	-
91061090	OTH TIME-REGISTER/TIM-RECORDER	1,522	1,775
91069000	OTHER,TIME OR DAY RECORDING APPARATUS	38,789	31,094
91070000	TIME SWITCHES WITH CLOCK/WATCH	69,431	155,019
91081100	WATCH MOVEMENT,COMPLETE&aSSEMBLED,ELECTRICALLY OPERATED MECHANICAL DISPLAY	316	135
91081200	WATCH OPTO-ELECTRONIC DISPLAY	-	190
91081900	OTHER,WATCH MOVEMENT ELECTRICALLY OPERATED	221	400
91089000	OTHER,WATCH MOVEMENT COMPLETE & ASSEMBLED	513	251
91091000	ELE OPER.CLOCK MOVE COMP/ASSEM	1,083	17
91099000	OTHER ELECTRICALLY OPERATED CLOCK	1,042	1,656
91101100	COMPIETE MOVEMENT,UNASSEMBLED/PARTLY ASSEMBLED WATCHES	1,506	10,537
91101200	INCOMPLETE MOVEMENT,ASSEMBLED OF WATCH	25	-
91109000	OTHER,COMPLETE MOVEMENT OF WATCH/CLOCK UN-ASSEMBLED	5,450	12,725
91112000	WATCH CASES BASE METAL,WHETHER OR NOT GOLD OR SILVER PLATED	1,541	-
91118000	OTHER;WATCH CASES	2,835	2,083
91119000	PARTS OF WATCH CASES	4,714	13,836
91122000	CLOCK CASES & CASES OF SIMILAR GOODS	741	733
91129000	PART OF CLOCK CASE/SIMILAR CASE	2,852	776
91131000	WATCH STRAPS,BAND OF PRECIOUS METAL.	-	87
91132000	WATCH STRAPS,BAND OF BASE METAL	57	47
91139000	OTHER,WATCH STRAPS,BANDS & PARTS	10,261	27,434
91141000	SPRINGS,INCLUDING HAIR-SPRINGS	23	112
91143000	DIALS	498	241
91149000	OTHER;CLOCKS OR WATCH PARTS,NOT SPECIFIED.	32,959	56,385
	TOTAL CLOCKS AND WATCHES AND PARTS THEREOF	1,018,288	945,857
	MUSICAL INSTRUMENTS,PARTS AND ACCESSORIES		
92011000	UPRIGHT PIANOS	67	217
92012000	GRAND PIANOS	42	1
92019000	OTHER,HARPSICHORD OR OTHER KEYBOARD STRINGEDINSTRUMENTS	1,663	20,731
92021000	PLAYED WITH A BOW	-	484
92029000	OTHER ,STRING MUSICAL INSTRUMENT(E,G GUITARS, VIOLINS,HARPS) ,NOT SPECIFIED.	11,922	62,006
92051000	BRASS-WIND INSTRUMENTS	178	-

PCT CHAPTER WISE BREAKUP OF IMPORTS

Rs. In Thousands

HSCODE	COMMODITY	Jul-Dec	Jul-Dec
		2017-18	2018-19
	MUSICAL INSTRUMENTS,PARTS AND ACCESSORIES		
92059000	OTHER,WIND MISICAL INSTRUMENTS(CLARINETS,TRUMPETS,BAGPIPES)	168	2,919
92060000	PERCUSSION MUSICAL INSTRUMENTS,DRUM ETC	270	785
92071000	KEYBOARD INSTRUMENTS,OTHER THAN ACCORDIONS	1,341	1,202
92079000	OTHER,MUSICAL INSTRUMENT E.G.GITARS,ACCORDIONS ETC	21,588	3,394
92081000	MUSICAL BOXES	1,510	1,204
92089000	OTHER;MECHANICAL STREET ORGAN/INSTRUMENTS	24,695	35,759
92093000	MUSICAL INSTRUMENT STRINGS	93	54
92099100	OTHER PARTS & ACCESSORIES FOR PIANOS.	-	1
92099200	PARTS & ACCESSORIES OF MUSICAL INSTRUMENT H-92.02	202	294
92099400	PARTS & ACCESSORIES MUSICAL INSTRUMENT H-92.07	1	51
92099900	OTHER;PARTS & ACCESSORIES OF MUSIAL INSTRUMENTS(CARDS PER-FORAT)	1,320	508
	TOTAL MUSICAL INSTRUMENTS,PARTS AND ACCESSORIES	65,060	129,610
	ARMS & AMMUNITION, PARTS AND ACCESSORIES		
93011000	ARTILERY WEAPONS(GUNS/MORTAR)	-	4,712
93019010	FULLY AUTOMATIC SHOTGUNS	-	3,965
93019023	RIFLES FULLY AUTOMATIC	-	186
93019049	OTH SUB-MACHINE-GUNS	-	15,391
93019090	OTH MILITARY WEAPONS	-	1,887
93020019	OTH REVOLVERS PROHIBITED BORE	-	286
93020092	OTH PISTOLS SIGN BARREL,SEMI-A	1,592	2,106
93020099	OTH REVOLVERS & PISTOLS	-	6,565
93032011	SHOTGUNS, S-BARREL PUMP-ACTION	-	401
93032012	SHOTGUNS, S-BARREL SEMI-AUTOMA	-	1,334
93032019	OTH SHOTGUNS, SINGLE-BARREL	43	50
93032090	OTH SPORTING, HUNTING -RIFLES	-	60
93033010	OTH SPOR,HUNT-RIFLES S-SHORT	358	630
93033090	OTH SPOR,HUNT-TAGET SHOOT RIFL	110	57
93039000	OTHER;FIREARMS,DEVICES OPERATED BY FIRING OF AN EXPLOSIVE CHARGE	848	12,372
93040000	OTHER,ARMS OF HEADING NO.93.07	26,501	30,194
93051090	OTH PARTS/ACCE REVOLVER&PISTOL	50	-
93052030	RILFE FRAM&REC, PISTON&O/PARTS	-	56
93059900	OTHER PART&ACCESSORIES ARTILERY H93.01 TO 93.04	356	46
93062100	SHORTGUN CARTRIDGES	2,743	2,441
93062900	OTHER,PARTS OF SHORTGUNS CARTRIDGES	4,478	1,943
93063010	CARTRIDGES RIVETING SIMI TOOL.	23	-
93063090	OTH,CARTRIDG & PARTS THEREOF.	33,501	170,229

PCT CHAPTER WISE BREAKUP OF IMPORTS

Rs. In Thousands

HSCODE	COMMODITY	Jul-Dec 2017-18	Jul-Dec 2018-19
	ARMS & AMMUNITION, PARTS AND ACCESSORIES		
93069000	OTHER:AMMUNITION OF WAR & PARTS.	157	174,653
93070000	SWORDS,CUTLASSES,BAYONETS,LANCES & SIMILAR ARMS & PARTS THEREOF	208	49
	TOTAL ARMS & AMMUNITION, PARTS AND ACCESSORIES	70,968	429,613
	FURNITURE,BEDDING,MATTRESSES,LAMPS AND LIGHT FITTINGS,ILLUMINATED NAME-PLATES,PREFABRICATED BUILDINGS		
94011000	SEATS OF A KIND USED,AIRCRAFT.	11,695	14,221
94012010	SEATS FOR M-VEH H-8703 & 4	2,034	2,737
94012020	SEATS FOR M-VEH H-8701,2,4	375	1,278
94012090	OTH SEATS OF KIND USED FOR VEH	10,655	7,883
94015200	SEATS OF BAMBOO	15	-
94015300	SEATS OF BAMBOO OR RATTAN	54	270
94015900	OTH SEATS W/N CONVERTIBLE-BED	7,515	5,781
94017100	OTHER,SEATS UPHOLSTERED METAL FRAMES	84,627	104,281
94017900	OTHER SEATS;WITH METAL FRAMES	341,571	235,124
94018000	OTHER SEATS WITH METAL FRAMES	194,359	155,633
94019010	SEAT PARTS-FOAM CAR/VEH-8703,4	272,409	274,199
94019020	SEAT PAR-FOAM CAR/VEH-8701,2,4	1,388	629
94019030	OTH PARTS OF SEATS-M-CARS/VEH	1,119,605	1,172,926
94019090	OTH SEATS W/N CONVERTIBLE-BED	414,610	359,827
94021010	DENTISTS' CHAIRS	53,767	35,218
94029010	OPERATING TABLES	345,943	391,790
94029090	OTHER,MEDICAL,DENTAL,SURGICAL FURNITURE	280,697	270,950
94031000	METAL FURNITURE USED IN OFFICE	256,437	63,822
94032000	OTHER,METAL FURNITURE OTHER THAN OFFICE	204,494	129,203
94035010	WOODEN CABINETS	29,254	32,745
94035020	WOODEN BEDS	87,444	96,004
94035030	OTH FURNITURE & PARTS THEREOF	361,348	144,937
94037000	FURNITURE OF PLASTICS	45,567	48,090
94038200	FURNITURE OF BAMBOO OR RATTAN	26	102
94038300	FURNITURE OF RATTAN	102	1,703
94038900	OTHER FURNITURE OF CANE, OSIER	49,220	19,602
94041000	MATTRESS SUPPORTS	11,110	52,710
94051010	CHANDELIERS	163,090	120,167
94051020	FITTING BASE METAL OF FLOURESCENT TUBES	52,042	57,906
94051030	LIGHT FITTINGS WIT LED,SMD,COB	-	942,192
94051090	OTHER ELECTRICAL CEILING & WALL FITTINGS.	1,774,817	573,536
94052000	ELECTRIC TABLES,DESK,BEDSIDE	66,219	42,857

PCT CHAPTER WISE BREAKUP OF IMPORTS

Rs. In Thousands

HSCODE	COMMODITY	Jul-Dec	Jul-Dec
		2017-18	2018-19
	FURNITURE,BEDDING,MATTRESSES,LAMPS AND LIGHT FITTINGS,ILLUMINATED NAME-PLATES,PREFABRICATED BUILDINGS		
94053000	LIGHTING SETS FOR CHRISTMAS TREES	634,900	724,150
94054010	LIGHT SYSTEM FILM SHOOTING	26,753	20,764
94054020	OTH LIGHT FITTINGS WIT LED,SMD	-	226,107
94055010	NON-ELEC TUBULAR DAY LIGHT DEV	11	1,057
94055090	NON-ELE LAMPS LIHTING FITTING.	5,668	3,815
94056000	ILLUMINATED SIGNS,NAMEPLATES AND LIKE	401,041	174,464
94059110	PARTS OF GLASS OF CHANDELIER	67,959	112,946
94059190	OTHER,PART OF LAMP FITTING OF GLASS.	50,219	134,007
94059200	PARTS OF PLASTIC H-94.05,NOT ELSEWHERE SPECIFIED	4,898	11,022
94059900	OTHER PARTS H-NO.94.05,NOT ELSEWHERE SPECIFIED.	121,182	566,637
94061010	GREEN HOUSES OF WOOD	19,244	3,665
94061020	LIVE ST&POULTRY SHEDS OF WOOD	7,046	-
94061030	SILOS OF WOOD	99,494	228,930
94061040	PRE.FAB COLD STORAGE OF WOOD	23,329	1,747
94061090	OTH. PRE.FAB. BUILD OF WOOD	216,338	51,993
94069010	OTHER GREEN HOUSES	180,529	281,700
94069020	DAIRY,LIVESTOCK POULTRY SHEDS	3,634	12,460
94069030	OTHER SILOS	90,394	322,247
94069040	PREFAB BUILD FOR COLD STORAGE	21,777	83,415
94069050	MODULAR CLEAN ROOM PANELS	-	133,784
94069090	OTHER PRE. FABRICATED BUILD	2,286,516	1,880,206
	TOTAL FURNITURE,BEDDING,MATTRESSES,LAMPS AND LIGHT FITTINGS,ILLUMINAT	10,503,421	10,333,439
	GRAND TOTAL	1,129,897,813	1,159,228,163
	GRAND TOTAL (Million US\$)	10,395.60	8,371.69

Year : 2018-19 1 USD = 138.47 PKR

Year : 2017-18 1 USD = 108.69 PKR